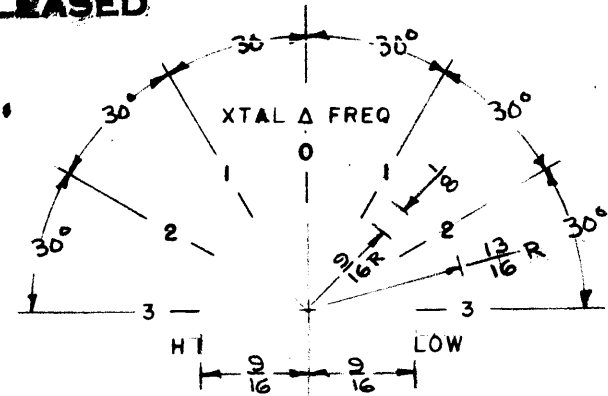


IF IT IS FOUND DESIRABLE TO CHANGE ANY TOLERANCE OR OTHER DETAIL SPECIFIED ON THIS DRAWING NOTIFY THE PURCHASER PROMPTLY.

MAXIMUM ALLOWABLE TOLERANCES HAVE BEEN DETERMINED AND DEVIATIONS WILL BE CAUSE FOR REJECTION. REMOVE ALL BURRS AND SHARP EDGES

RELEASED



ANGLE DISPLACEMENT XTAL Δ FREQ. DETAIL

A

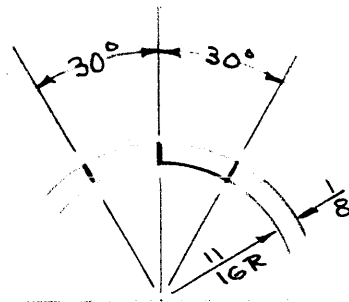
LD-120

NOTICE TO PERSONS RECEIVING THIS DRAWING

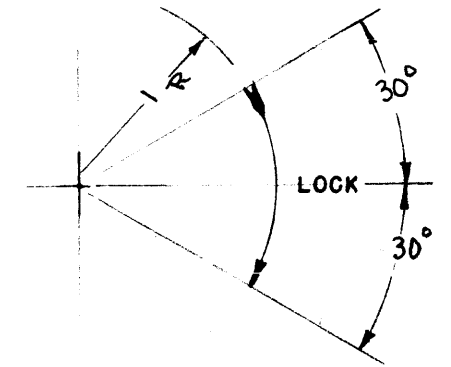
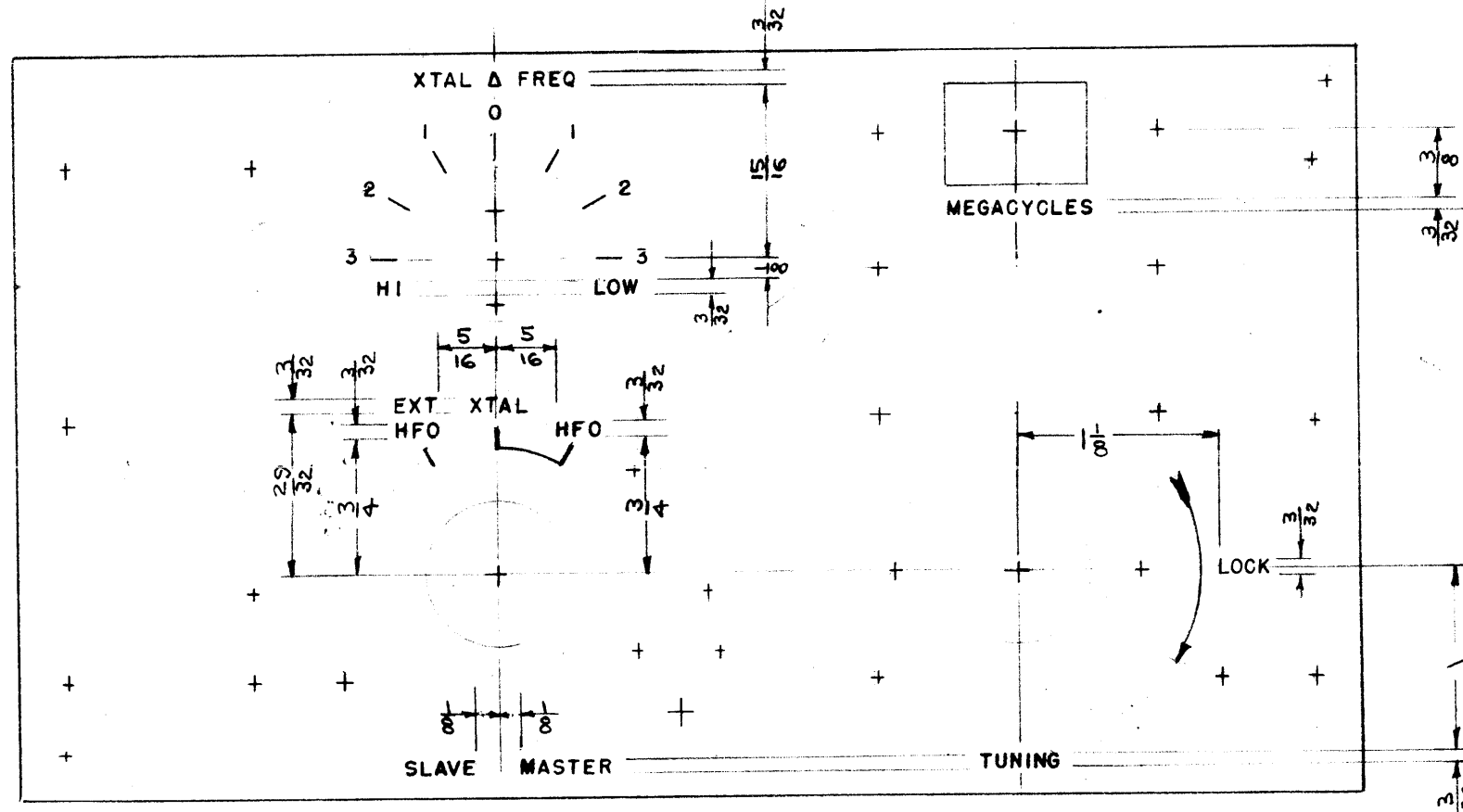
THE TECHNICAL MATERIEL CORPORATION claims proprietary right in the material disclosed hereon. This drawing is issued in confidence for engineering information only and may not be reproduced or used to manufacture anything shown hereon without permission from THE TECHNICAL MATERIEL CORPORATION to the user. This drawing is loaned for mutual assistance and is subject to recall at any time.

Property of:

THE TECHNICAL MATERIEL CORPORATION
MAMARONECK, NEW YORK



ANGLE DISPLACEMENT SLAVE MASTER SW DETAIL



ANGLE DISPLACEMENT TUNING LOCK DETAIL

NOTE

ALL LETTERING TO BE WHITE FILLED, GOTHIC TYPE. 3/32 HIGH. DEPTH OF STROKE - .010 WIDTH OF STROKE - .015

REF: DWG. MS-155

REQ.	ITEM	PART NO.	DESCRIPTION	SYMBOL
			THE TECHNICAL MATERIEL CORP. MAMARONECK, NEW YORK	
STOCK SIZE			RF HEAD	
MATERIAL			ENGRAVING	
WEIGHT PER PC.				
TYPE & TEMPER			G.T.O DRAWN	
HEAT TREAT. SPEC.			G.T.O CHECKED	
FINI H & SPEC. NO.			LD-120	

ISSUE	ITEM	CHANGED FROM	DATE	CN. NO.	DRAFTS	CHECKER	ENG. APP.
A	1	STROKE INFO. ADDED					

SCALE: FULL SIZE

DRILL, PUNCH, COMMERCIAL STOCK SIZES AND MANUFACTURERS TOLERANCES ARE NOT INCLUDED.

MODEL	PROJECT NO.	ASS'Y. NO.	DATE
FFRD-8	104	A-228	12-31-52
FFRD-7	104	A-228	12-31-52
FFRD-6	104	A-228	12-31-52
FFRD-5	104	A-228	12-31-52

USED ON