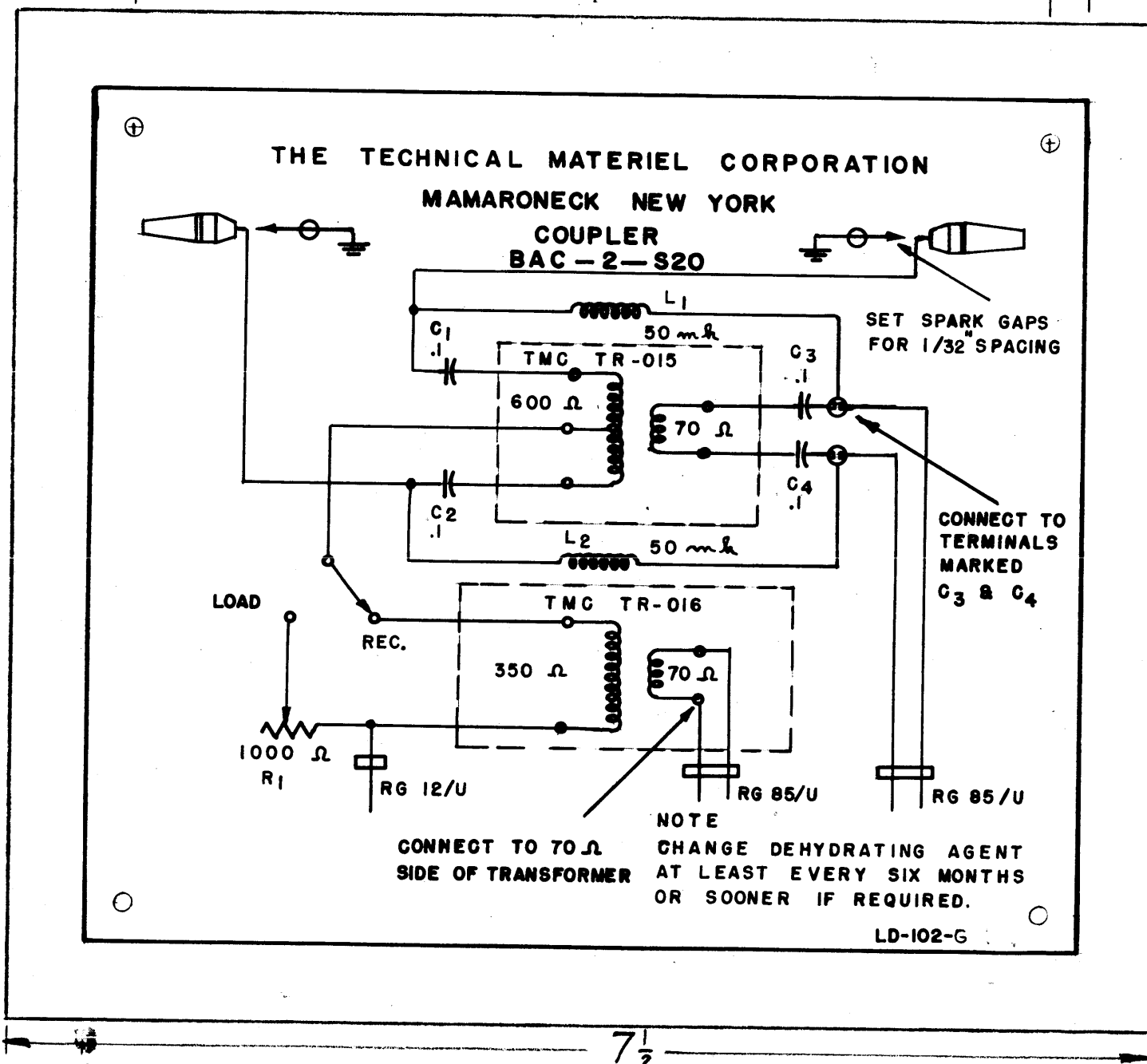
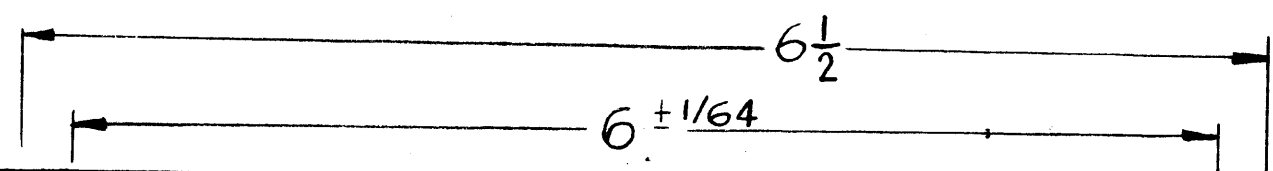


IF IT IS FOUND DESIRABLE TO CHANGE ANY TOLERANCE OR OTHER DETAIL SPECIFIED ON THIS DRAWING NOTIFY THE PURCHASER PROMPTLY.

MAXIMUM ALLOWABLE TOLERANCES HAVE BEEN DETERMINED AND DEVIATIONS WILL BE CAUSE FOR REJECTION. REMOVE ALL BURRS AND SHARP EDGES

LD-102 G

MOUNTING HOLES
7/64 DIA. 4 REQ.



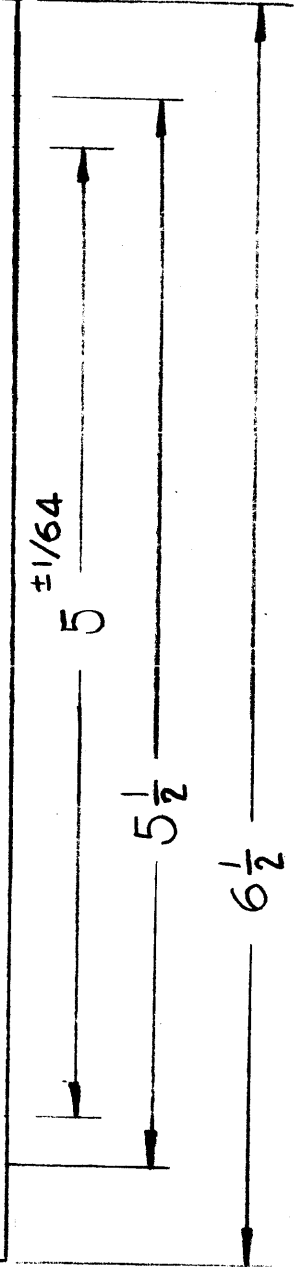
NOTICE TO PERSONS RECEIVING THIS DRAWING

THE TECHNICAL MATERIEL CORPORATION claims proprietary right in the material disclosed hereon. This drawing is issued in confidence for engineering information only and may not be reproduced or used to manufacture anything shown hereon without permission from THE TECHNICAL MATERIEL CORPORATION to the user. This drawing is loaned for mutual assistance and is subject to recall at any time.

Property of:
THE TECHNICAL MATERIEL CORPORATION
MAMARONECK, NEW YORK

NOTE:-

- 1- PRINTED DIRECTLY ON FACE OF PLASTIC.
- 2- MATERIAL:
POLISHED WHITE OPAQUE VINYL PLASTIC.



REQ.	ITEM	PART NO.	DESCRIPTION	SYMBOL
		.015	THE TECHNICAL MATERIEL CORP. MAMARONECK, NEW YORK	
		STOCK SIZE		
		SEE NOTE #2	SCHMATIC DIAGRAM	
		MATERIAL		
		WEIGHT PER PC.		
		TYPE & TEMPER		
			JAD DRAWN	ALL ELEC. DES. APP.
			C.D.S. 7/15/53	MECH. DES. APP.
		HEAT TREAT. SPEC.	CHECKED	FINAL APPROVAL
		FINISH & PEC. NO.		LD-102 G

G	2	FINISH DELETED	1-31-63	8168			
	1	MATERIAL CLARIFIED					
ISSUE	ITEM	CHANGED FROM	DATE	CN. NO.	DRAFTS	CHECKER	ENG. APP.
TOLERANCES			SCALE:				
ALL OTHERS		DEC. DIM. ± FRAC. DIM. ± ANGULAR DIM. ±	DRILL, PUNCH, COMMERCIAL STOCK SIZES AND MANUFACTURERS TOLERANCES ARE NOT INCLUDED.				
			BAC-2-520	108	A-107	7-2-53	
			MODEL	PROJECT NO.	ASSY. NO.	DATE	
			USED ON				