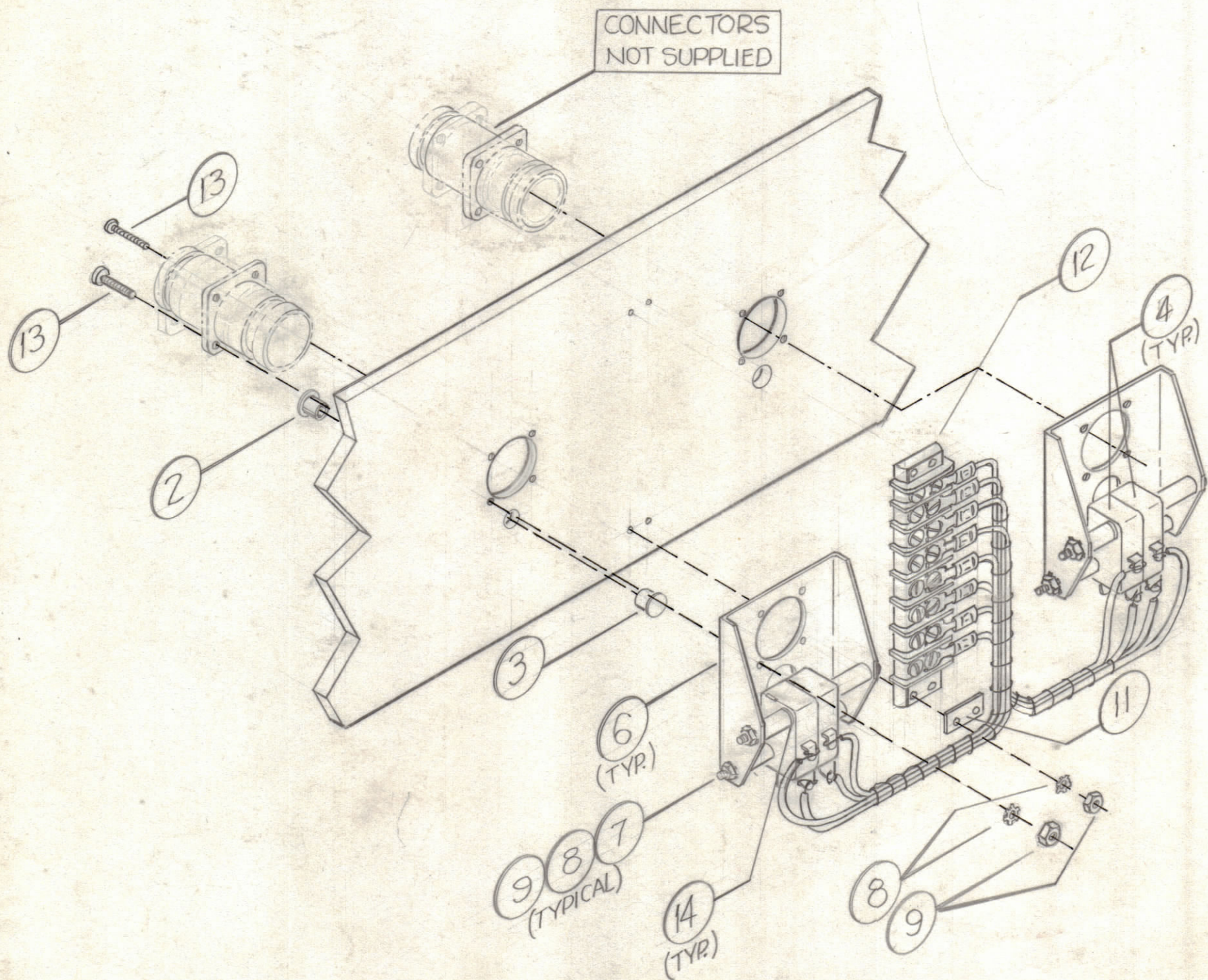


FIGURE - 1 (Rear of Panel)



REVISIONS						
ZONE	SYM	DESCRIPTION	DATE	E.M.N. NO.	DRAFT	CHKD
A1	A	TITLE WAS JACK SWITCH ASSY. QDP INSTALL. DETAILS	10-24-62	74-99		

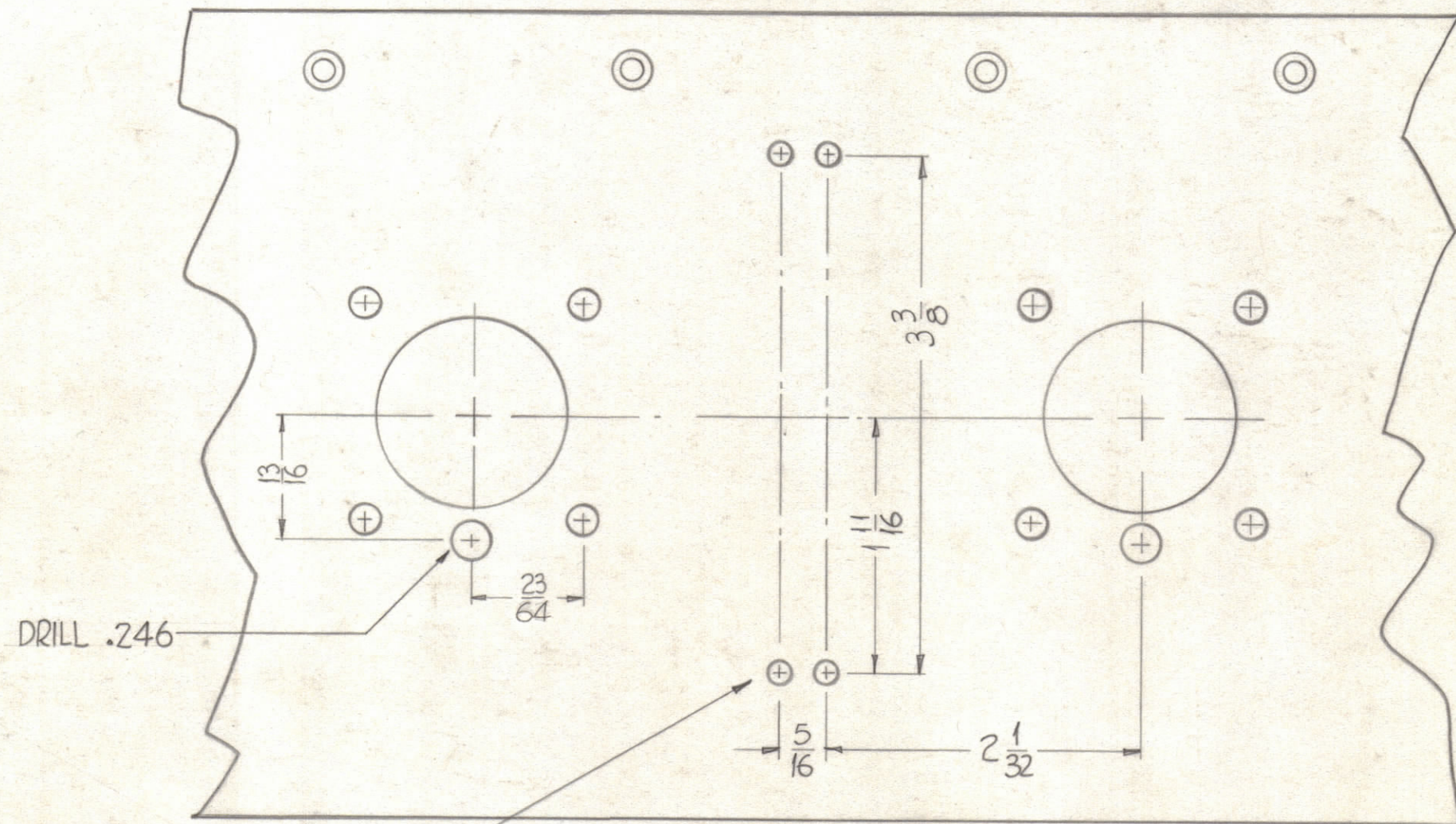


FIGURE 2 (Front of Panel - Typical Hole Layout)

ASSEMBLY INSTRUCTIONS

- REMOVE CONNECTORS FROM ORIGINAL PANEL.
- LAYOUT AND DRILL ADDITIONAL HOLES IN ORIGINAL PANEL (See Figure 2).
- PRESS FIT PANEL BEARINGS (2, Figure 1) CAREFULLY. MAKE CERTAIN THAT SWITCH CONTACTS (3) MOVE FREELY, WITHOUT BINDING.
- POSITION CONNECTORS AND JACK SWITCH ASSEMBLY ON PANEL AS SHOWN IN FIGURE 1. INSTALL MACHINE SCREWS (13), STRADDLE PLATE (11), LOCKWASHERS (8), AND NUTS (9).
- LOOSEN SCREWS (7). MOVE MICRO-SWITCHES (4) TOWARD SWITCH CONTACTS (3) UNTIL SWITCH BUTTONS TOUCH SWITCH CONTACTS BUT DO NOT ACTIVATE THE MICRO-SWITCHES.
- TIGHTEN SCREWS (7).
- MAKE CERTAIN THAT CABLE (10) IS ASSEMBLED AND SOLDERED AS SHOWN IN FIGURE 3.

NOTE:
1. ITEM 1 SUPPLIED BY T M C AS LOOSE ITEM.

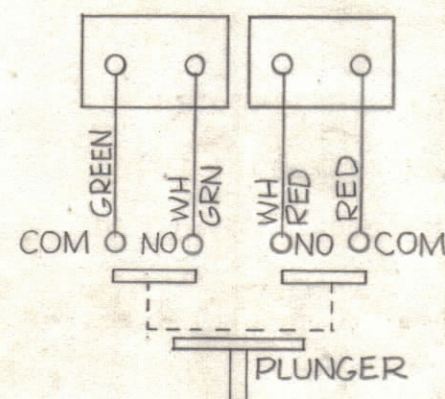


DIAGRAM OF REPRESENTATIVE SWITCH ASSEMBLY

CONTACT RATING: 1/2 AMP 125 V.DC
10 AMP 125 V.AC

FIGURE - 3

REQ'D.	ITEM	PART NUMBER	DESCRIPTION	SYMBOL
8	14	WA-109-17	WASHER, FIBRE	
16	13	5CBP0440BN10	SCREW, MACHINE	
1	12	TM-102-8	TERMINAL STRIP, BARRIER TYPE	
2	11	MS-154-1	PLATE, STRADDLE	
1	10	CA-345	CABLE	
16	9	NTH0440BN6	NUT, HEX.	
16	8	LWEO4MRN	LOCKWASHER, EXT.	
4	7	SCFP0440BN36	SCREW, MACHINE	
8	6	PM-426	SPACER, SWITCH	
2	5	MS-1124	BRACKET, SWITCH	
4	4	SW-189	SWITCH, MICRO	
2	3	PM-427-4	CONTACT, SWITCH	
2	2	BB-115	BEARING, PANEL	
1	1	TM-105-8AR	FANNING STRIP (Not Illustrated-See Note)	

LIST OF MATERIAL

MATERIAL		THE TECHNICAL MATERIEL CORP. MAMARONECK, NEW YORK			
FINISH		TITLE INSTALLATION DETAILS QDS JACK SWITCH ASSY			
UNLESS OTHERWISE SPECIFIED DIMENSIONS ARE IN INCHES AND INCLUDE CHEMICALLY APPLIED OR PLATED FINISHES	DRAWN DATE CHECKED DATE	DATE 6-7-62	FINAL APPROVAL DATE Murray Yellow	DATE	DATE
DECIMALS .X ± .05 .XX ± .01 .XXX ± .005	TOLERANCES ± 1/64 ANGLES ± 0° 30'	ELECT. DES. DATE	MECH. DES. DATE	KIT-138 A	
THE CONTENTS OF THIS DRAWING ARE THE EXCLUSIVE PROPERTY OF THE TECHNICAL MATERIEL CORP. ITS UNAUTHORIZED USE OR REPRODUCTION IN WHOLE OR IN PART IS STRICTLY FORBIDDEN.		SHEET		REV. LTR.	

NOTES

QDP-454	MODEL USED ON	ASS'Y. NO.
QDP-334		A-1445
Q'TY./UNIT	CODE	
SCALE		

KIT-138 A