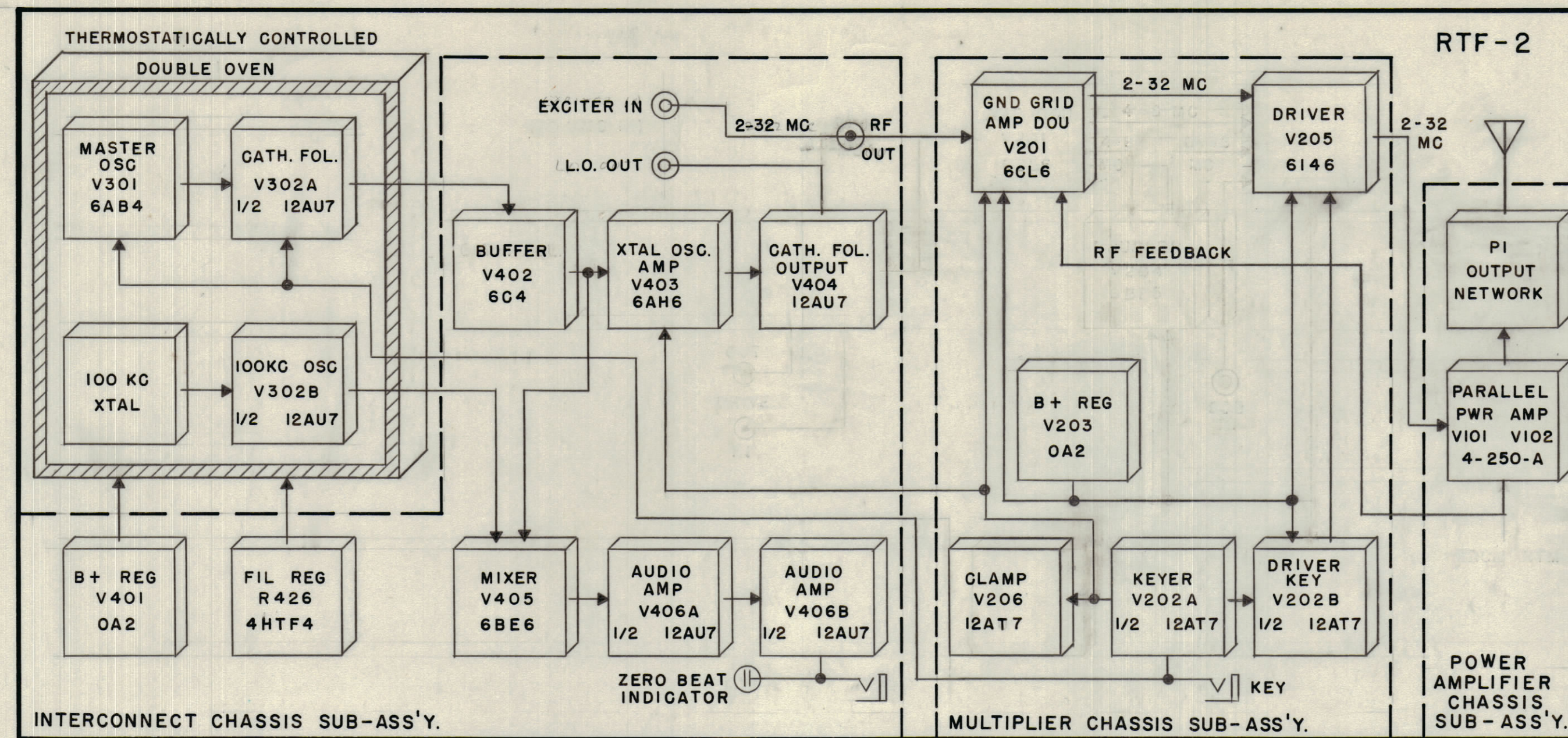
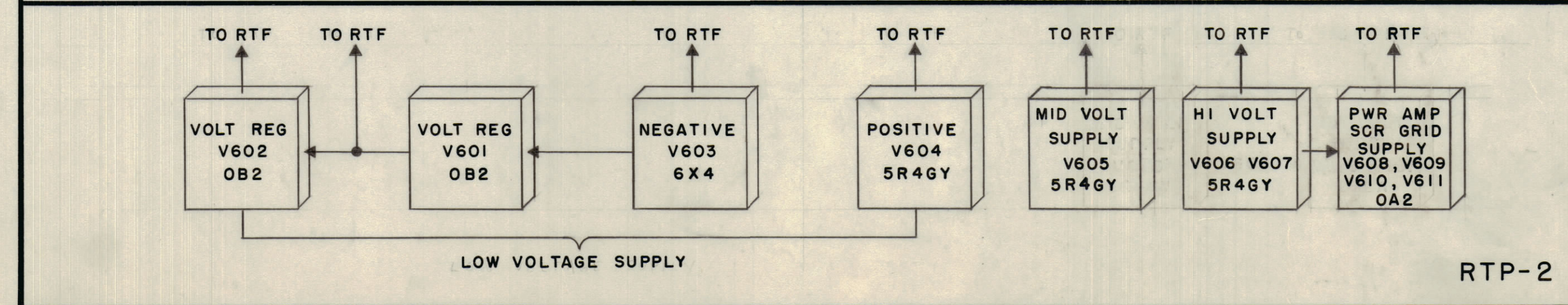
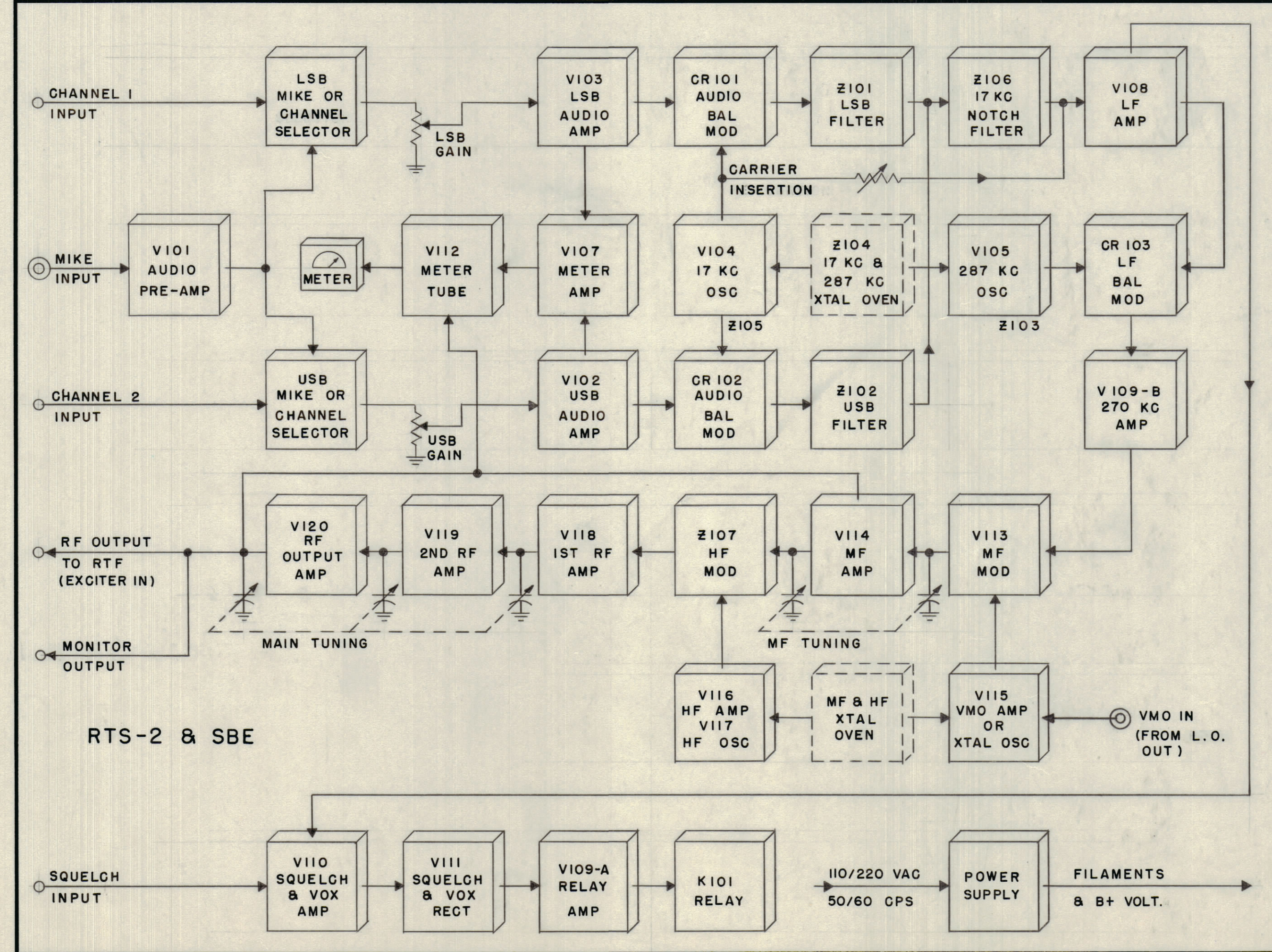


IF IT IS FOUND DESIRABLE TO CHANGE ANY TOLERANCE OR OTHER DETAIL SPECIFIED ON THIS DRAWING NOTIFY THE PURCHASER PROMPTLY.
 MAXIMUM ALLOWABLE TOLERANCES HAVE BEEN DETERMINED AND DEVIATIONS WILL BE CAUSE FOR REJECTION. REMOVE ALL BURRS AND SHARP EDGES



NOTICE TO PERSONS RECEIVING THIS DRAWING
 THE TECHNICAL MATERIEL CORPORATION claims proprietary right in the material disclosed hereon. This drawing is issued in confidence for engineering information only and may not be reproduced or used to manufacture anything shown hereon without permission from THE TECHNICAL MATERIEL CORPORATION to the user. This drawing is loaned for mutual assistance and is subject to recall at any time.
 Property of:
 THE TECHNICAL MATERIEL CORPORATION
 MAMARONECK, NEW YORK



10-1110 A

Fig. D-2-1 only

FOR COMBINATIONS "D, E, F, G & H"

REQ. ITEM	PART NO.	DESCRIPTION	SYMBOL
THE TECHNICAL MATERIEL CORP. MAMARONECK, NEW YORK			
BLOCK DIAGRAM GPT-750 () - 2			
MKT 4-22-59		ELEC. DES. APP.	MECH. DES. APP.
DRAWN		CHECKED	FINAL APPROVAL
HEAT TREAT. SPEC.		FINISH & SPEC. NO.	
10-1110 A			

To 45% energy → Fig D-1-4 to fit box | Then for Fig D-2-1 above instructions

COMBINATION NOTE ADDED	4.6.67	18054	uflo
ISSUE ITEM	CHANGED FROM	DATE	CN. NO. DRAFTS CHECKER ENG. APP.
TOLERANCES			
SCALE:			
DRILL PUNCH COMMERCIAL STOCK SIZES AND MANUFACTURERS TOLERANCES ARE NOT INCLUDED.			