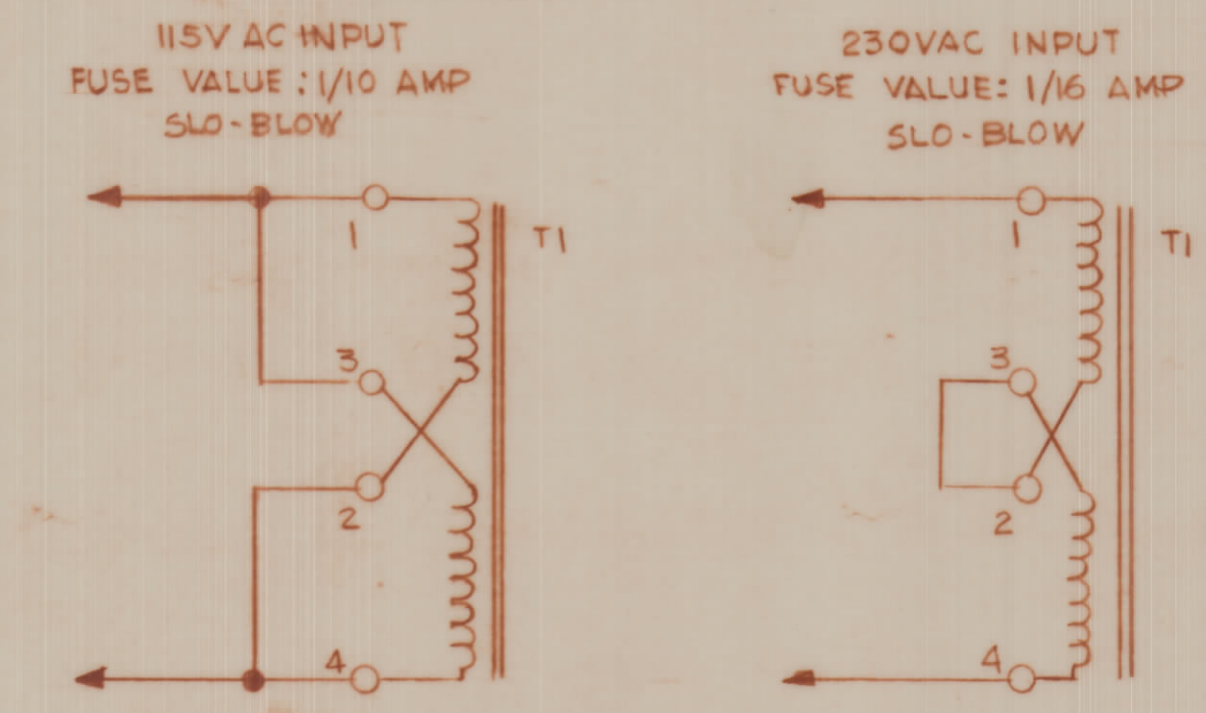
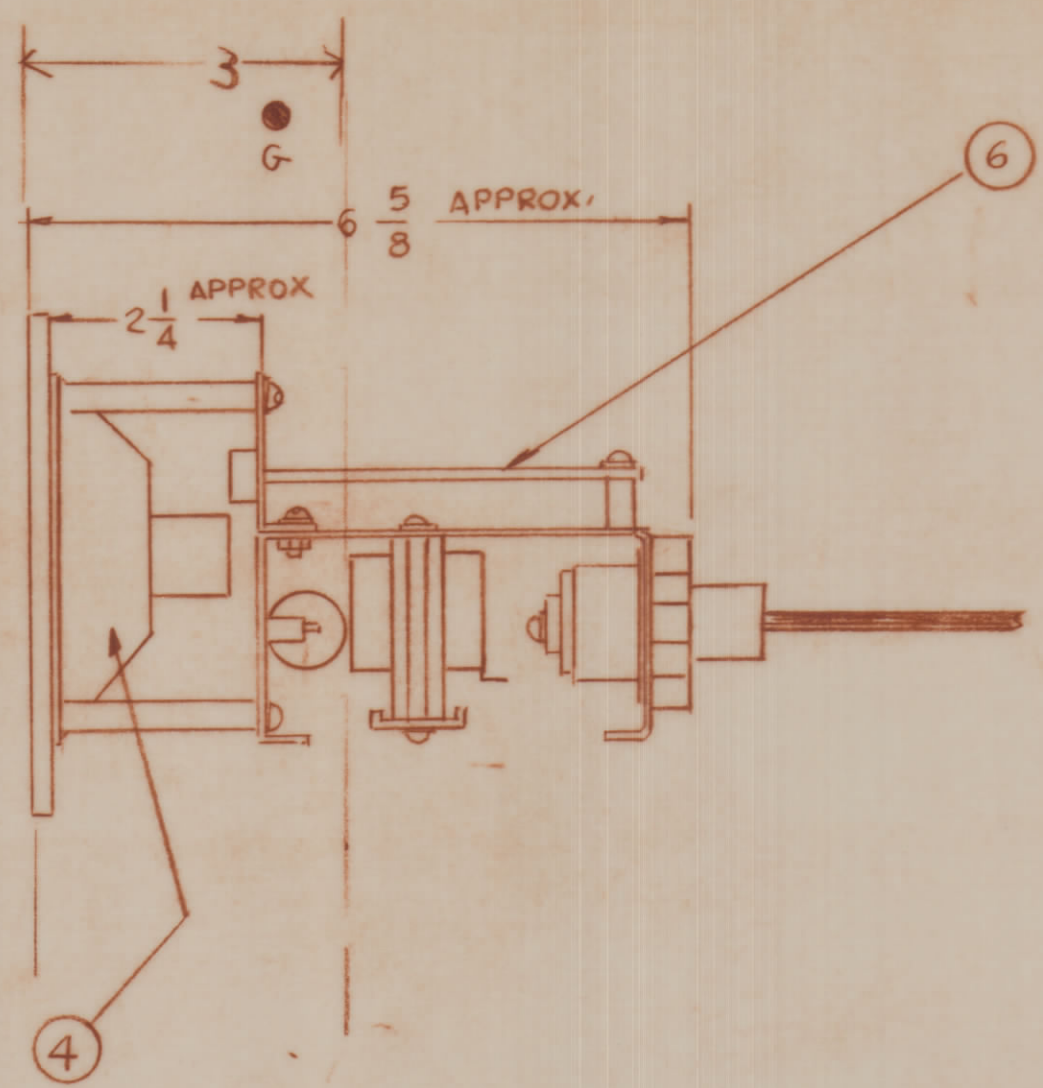

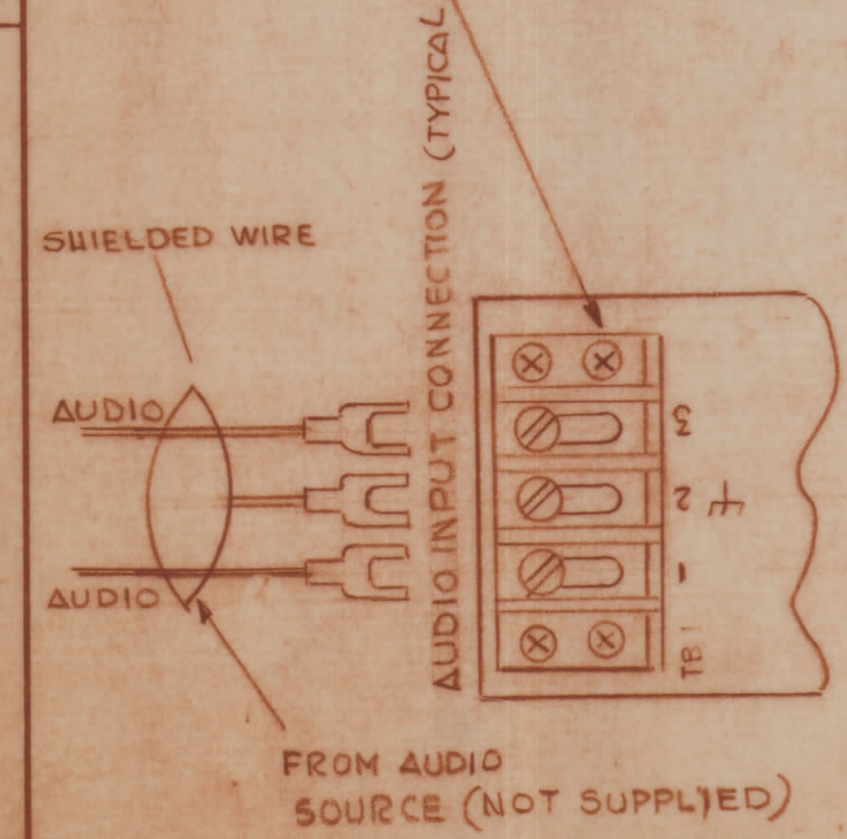
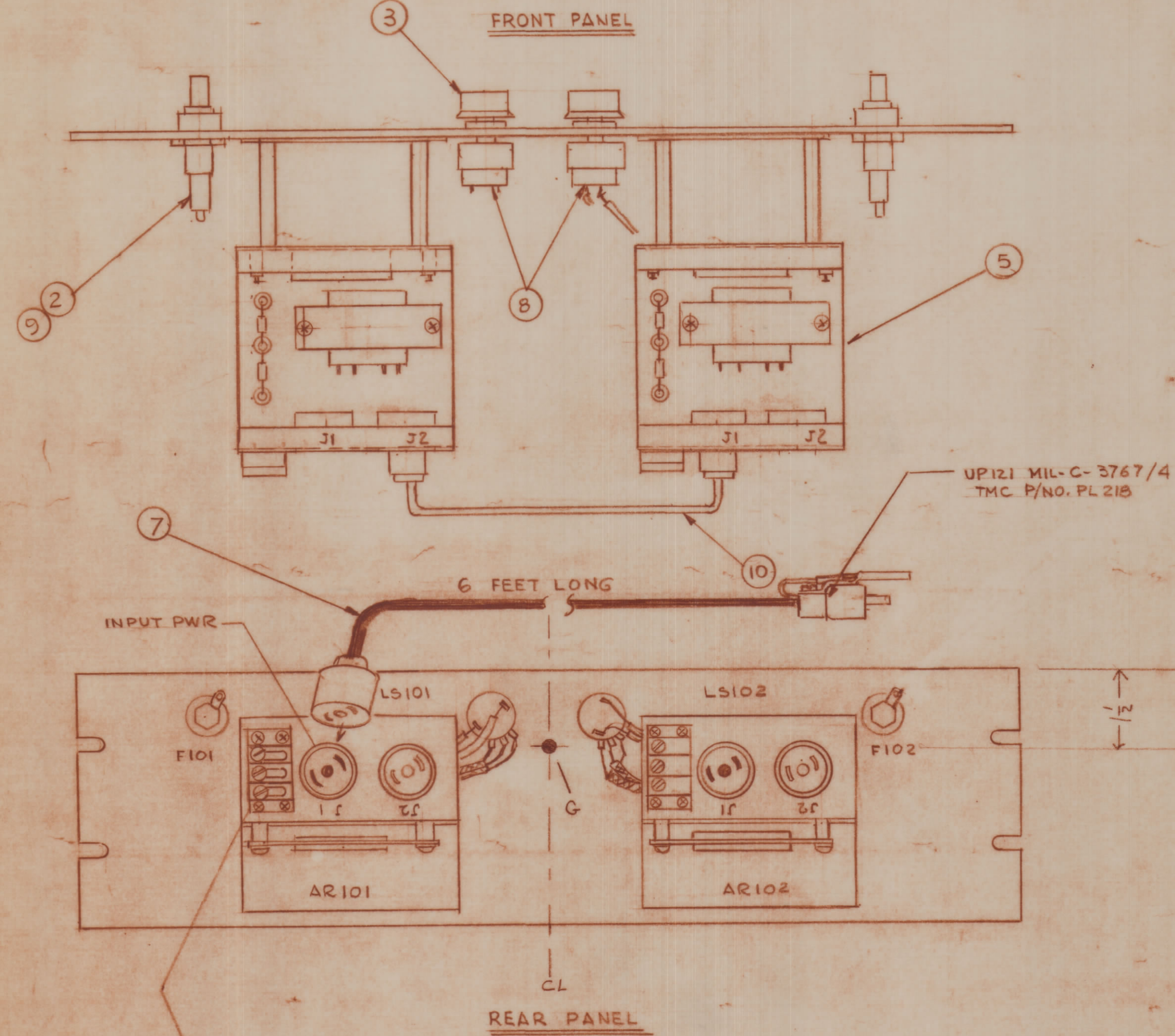


REVISIONS							
E.M.N.O.	DRAFT	CHKD	ZONE	LTR	DESCRIPTION	DATE	APPROVED
					ORIGINAL RELEASE FOR PRODUCTION	1-11-83	



POWER SUPPLY CHANGE OVER CONNECTIONS

INSTALLED WEIGHT  
= 7 POUNDS



QTY. REQ.	ITEM	PART NO. TMC	DESCRIPTION	SYMBOL
1	10	CA 884-4	CABLE AC JUMPER	
2	9	FU 100--1	FUSE	
2	8	RV4NBYSD503A	VAR. RESISTOR	
1	7	CA1196-6'	PWR COARD	
2	6	A3699	PC BOARD ASSY	
2	5	AZ-102	ASSY. AUDIO	
2	4	LS 102	SPEAKER	
2	3	MP 127-1	KNOB	
2	2	FH 104-3	FUSE HOLDER	
1	1	MS3067 /LD1175	FRONT PANEL	

THE TECHNICAL MATERIEL CORP.  
MAMARONECK, NEW YORK

BSP-2D INSTALLATION  
DIAGRAM

BSP-2D		
QTY / UNIT	MODEL USED ON	ASSY NO.
APPLICATION		
CODE		
MATERIAL		
FINISH		

TOLERANCES ON	
DECIMALS	FRACTIONS
X ± .05	± 1/64
XX ± .01	ANGLES
XXX ± .005	± 0°-30'

SIZE	CODE	IDENT NO.	DWG NO.	COAST GUARD	ISSUE
D	82679				

NOTICE TO PERSONS RECEIVING THIS DRAWING  
THE TECHNICAL MATERIEL CORPORATION claims proprietary right in the material disclosed hereon. This drawing is issued in confidence for engineering information only and may not be reproduced or used to manufacture anything shown hereon without permission from THE TECHNICAL MATERIEL CORPORATION to the user. This drawing is loaned for mutual assistance and is subject to recall at any time.