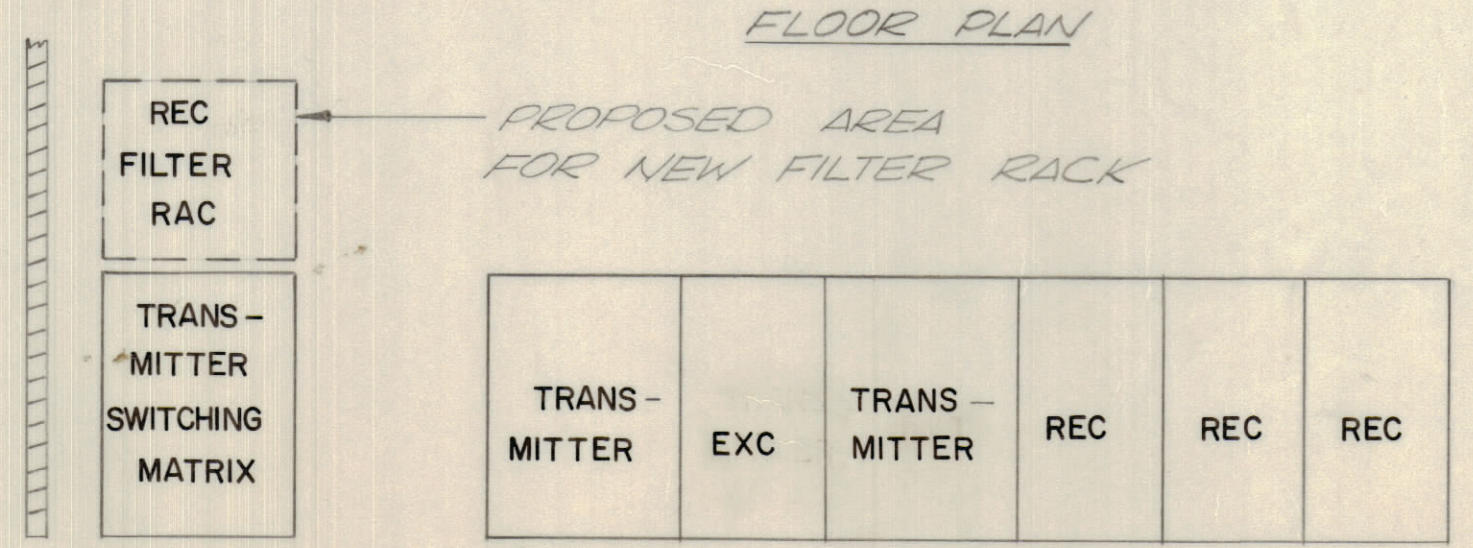
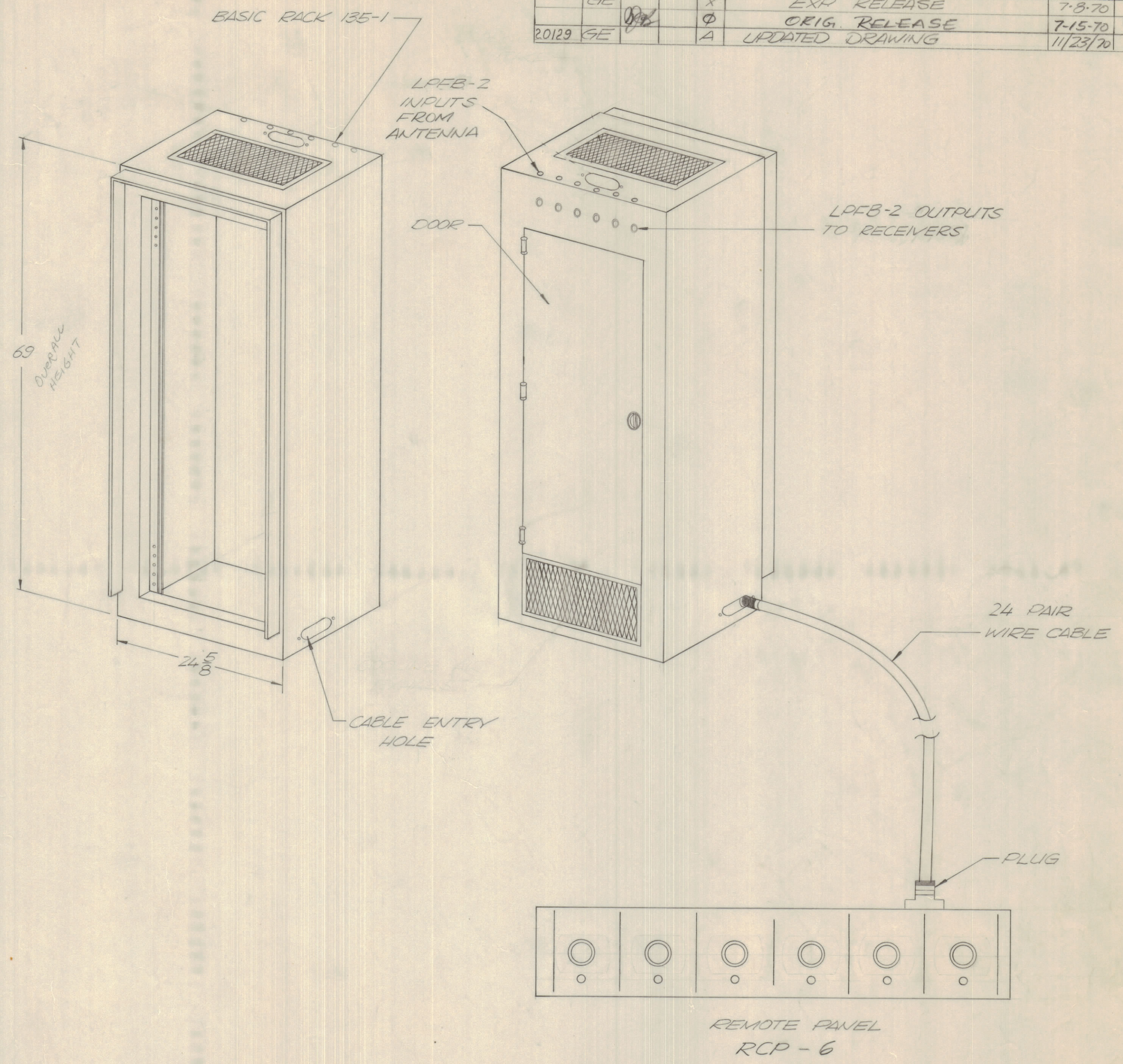

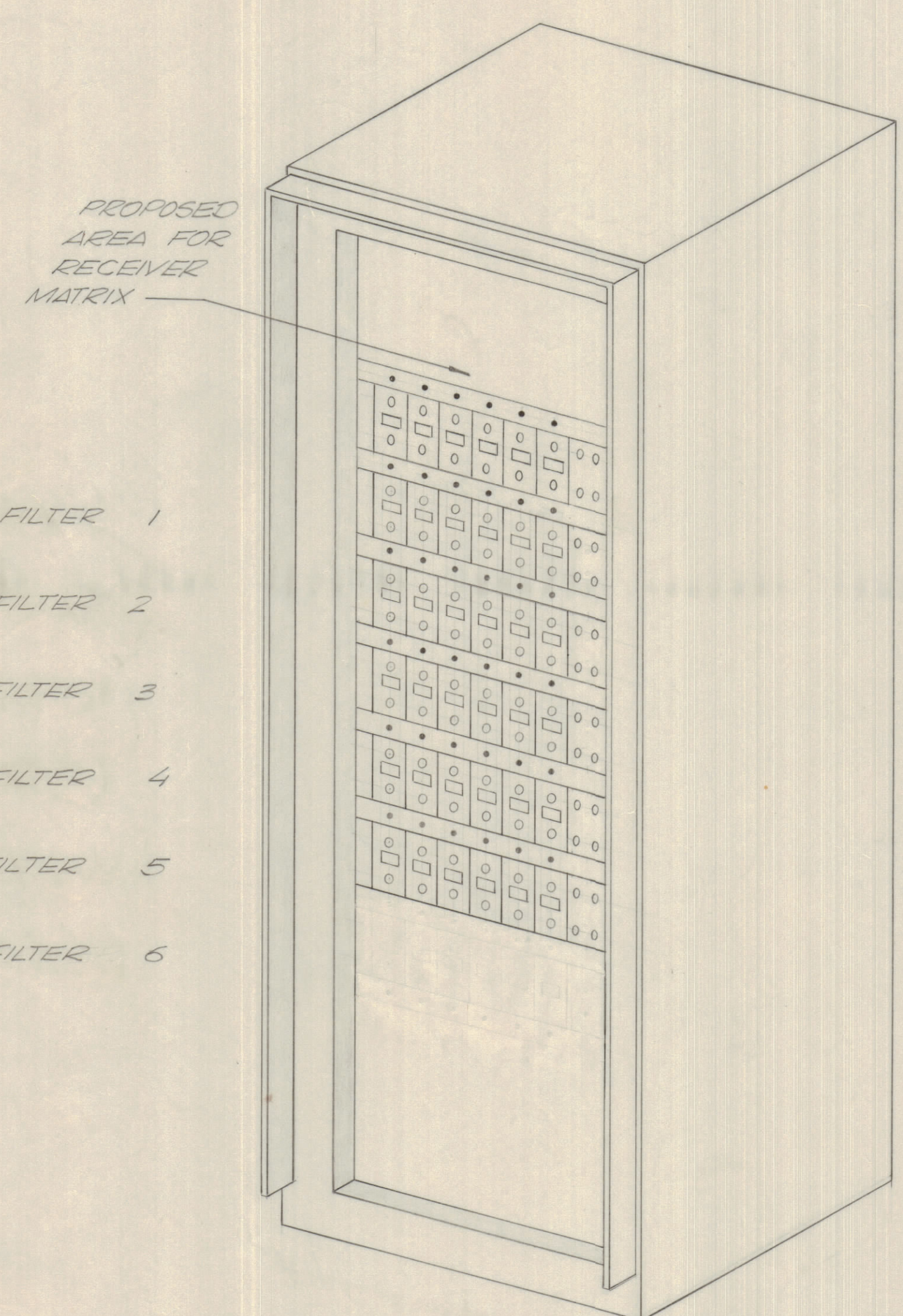


REVISIONS							
E.M.N.NO	DRAFT	CHKD	ZONE	LTR	DESCRIPTION	DATE	APPROVED
	GE			X	EXP RELEASE	7-8-70	
				Ø	ORIG. RELEASE	7-15-70	
2.0129	GE			A	UPDATED DRAWING	11/23/70	



QTY. REQ.	ITEM	PART NO.	DESCRIPTION	SYMBOL
E. BUDETTI				
LIST OF MATERIAL				
UNLESS OTHERWISE SPECIFIED DIMENSIONS ARE IN INCHES AND INCLUDE CHEMICALLY APPLIED OR PLATED FINISHES		FINAL APPROVAL E.B. 6-22-70	DATE	<b>THE TECHNICAL MATERIEL CORP.</b> MAMARONECK, NEW YORK  PROPOSED (FILTER) INSTALLATION DIAGRAM
TOLERANCES ON		MECH. DES. A.P. 6/20/70	DATE	
DECIMALS .X ± .05		ELECT. DES. B.N. 4/20/70	DATE	
FRACTIONS ± 1/64		CHECKED	DATE	
ANGLES ± 0° -30'		DRAWN EVANGELIST 6/17/70	DATE	
QTY / UNIT	MODEL USED ON	ASS'Y NO.	MATERIAL	
APPLICATION			FINISH	
CODE			SIZE	ISSUE
NOTICE TO PERSONS RECEIVING THIS DRAWING THE TECHNICAL MATERIEL CORPORATION claims proprietary right in the material disclosed hereon. This drawing is issued in confidence for engineering information only and may not be reproduced or used to manufacture anything shown hereon without permission from THE TECHNICAL MATERIEL CORPORATION to the user. This drawing is loaned for mutual assistance and is subject to recall at any time.			CODE IDENT NO. D 82679	DWG NO. ID 385
			SCALE	OF