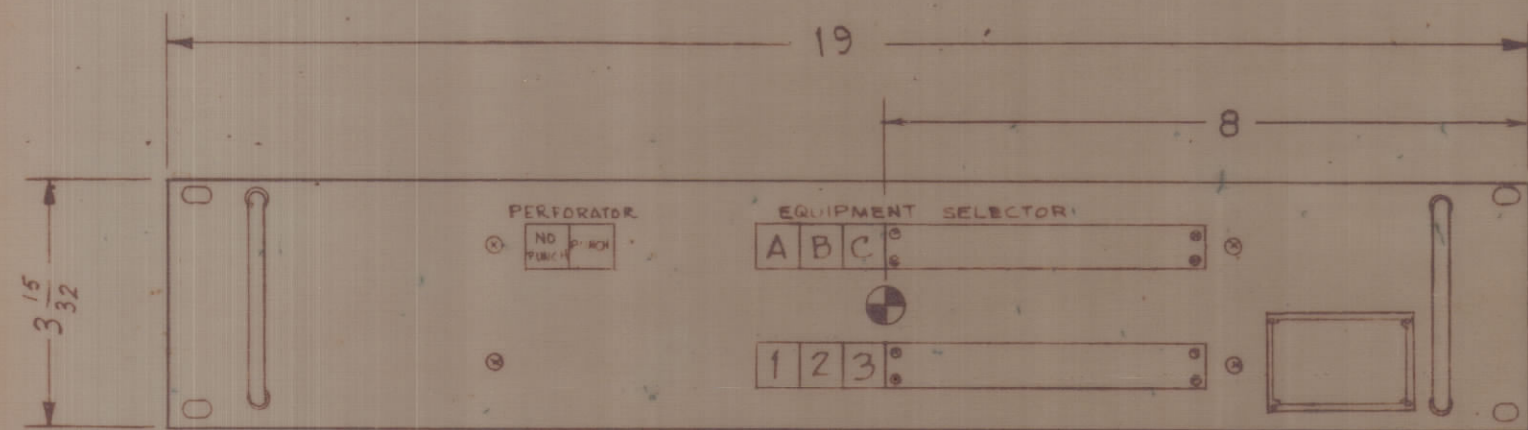

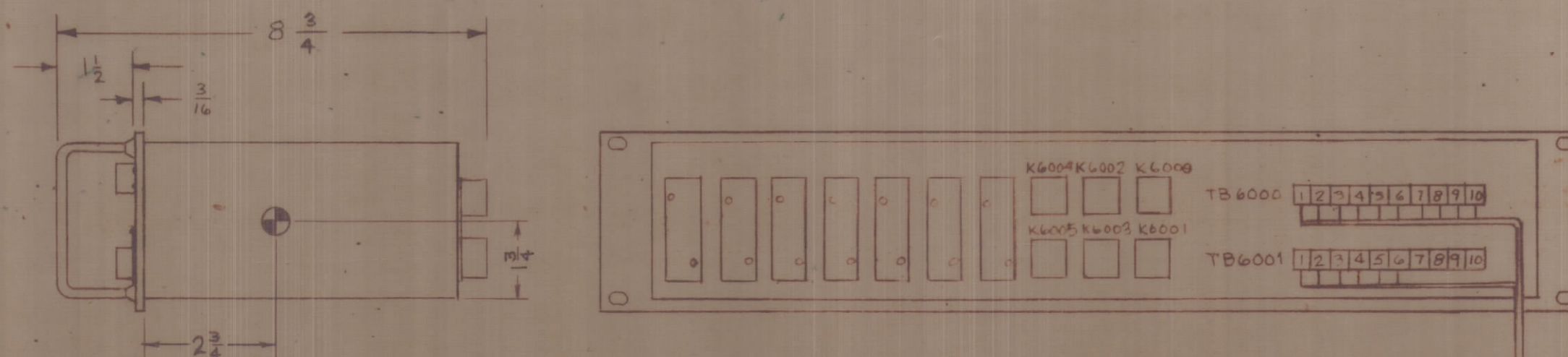


REVISIONS						
SYM	ZONE	DESCRIPTION	DATE	EM N NO	DRAFT	CHKD APPD

FRONT VIEW



RIGHT SIDE VIEW



- NOTES: 1. THE RTRS-209 AND RTPD-1 MUST BE COLLOCATED WITH THE RTRS-209 DIRECTLY BELOW THE RTPD-1 FOR OPERATORS CONVENIENCE AND DUE TO LENGTH OF INTERCONNECTING CABLE (SUPPLIED)
2. SEE SHEET 6 OF 6 FOR INSTALLATION MATERIAL LIST.
- ⊙ = CENTER OF GRAVITY

TECHNICAL DATA

RECEIVES OPERATING VOLTAGES FOR INDICATOR LIGHTS FROM ASSOCIATED PROGRAMMER.

HEAT DISSIPATION - NEGLIGIBLE

AMBIENT TEMP. RANGE - 0° TO 50° C

RELATIVE HUMIDITY - 0 TO 90%

WEIGHT - 8 LBS

CRATED DATA		
WEIGHT	DIMENSION	CU. FT.
33 lbs	26 1/4 x 7 1/4 x 17 3/8	1'-9"

CONTRACT No. N600(63133-11-126) 63002	EXAMINED	NAVAL SHORE ELECTRONICS ENGINEERING CENTER WASHINGTON, D C		
TECHNICAL MATERIEL CORP		OFFICIAL SIGNATURE	REMOTE TUNING CONTROL GROUP SELECTOR, RECEIVER, MODEL RTRS-209	
DWG No. ID-327-3	BR HEAD	RW 23		
APPROVED <i>[Signature]</i> DATE <i>[Date]</i>	PROJ ENG			CODE IDENT 82679
SATISFACTORY TO:	DIV DIR			SIZE C
DATE: _____	PROJ DIR			564
	DRAFT SEC	FEDERAL SUPPLY CODE 82679	SHEET 3 OF 6	
	DRAWN	CONTR DRAWING NO ID-327-3	SCALE NONE	