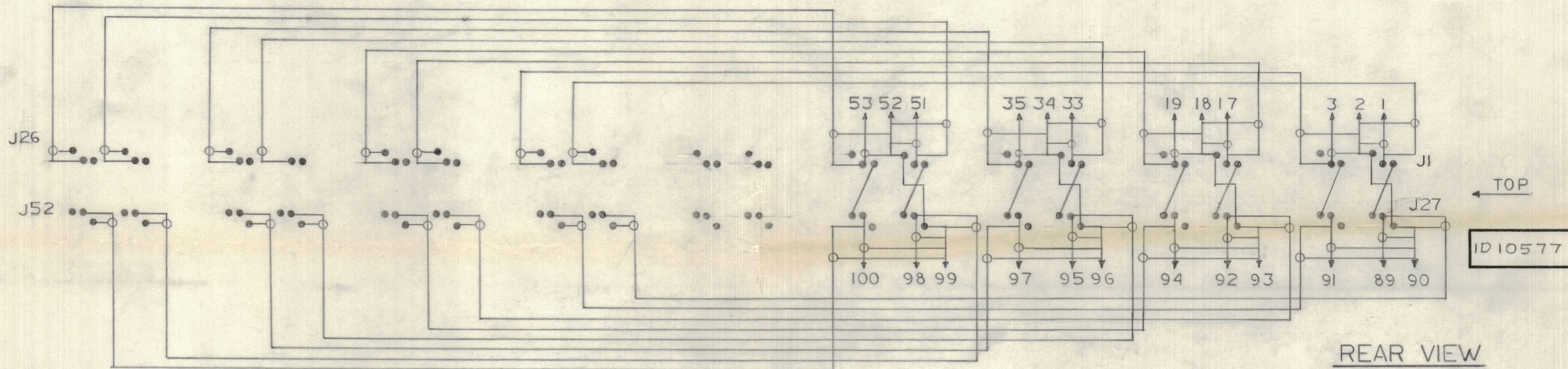
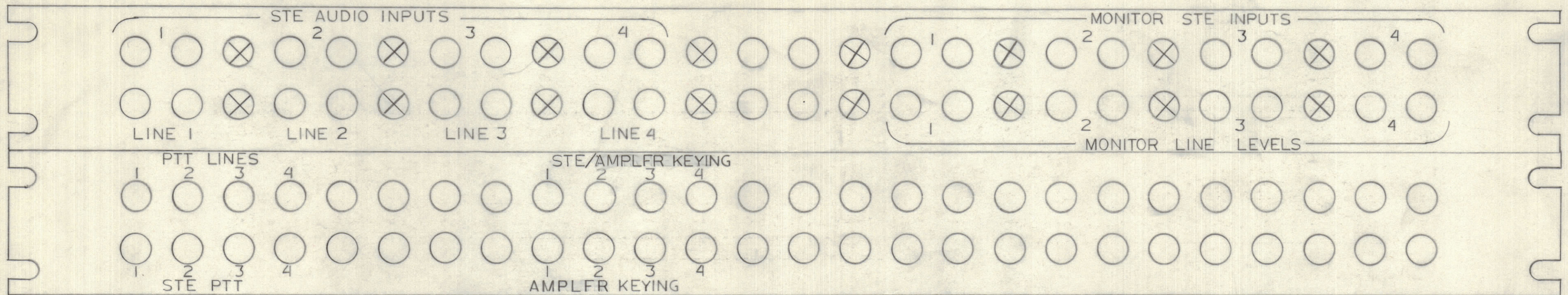


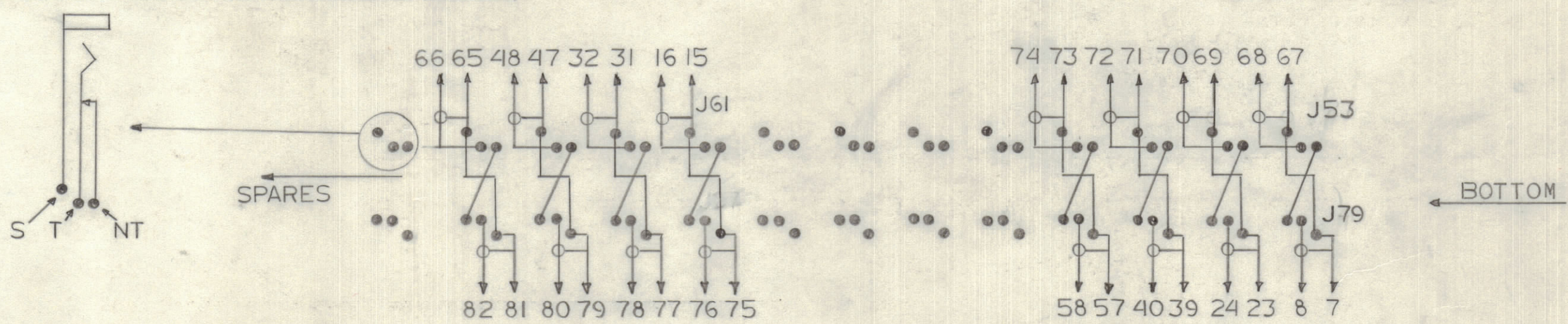
IF IT IS FOUND DESIRABLE TO CHANGE ANY TOLERANCE OR OTHER DETAIL SPECIFIED ON THIS DRAWING NOTIFY THE PURCHASER PROMPTLY.		DIMENSIONS IN INCHES UNLESS OTHERWISE SPECIFIED					
MAXIMUM ALLOWABLE TOLERANCES HAVE BEEN DETERMINED AND DEVIATIONS WILL BE CAUSE FOR REJECTION. REMOVE ALL BURRS AND SHARP EDGES.		OTHERWISE SPECIFIED					
ISSUE	ITEM	CHANGED FROM	DATE	CN. NO.	DRAFTS	CHECKER	ENG. APP.

REQ.	ITEM	PART NO.	DESCRIPTION	SYMBOL
------	------	----------	-------------	--------

FRONT VIEW



ID10577



NOTE NUMBERS ARE THOSE ON THE EXCITER TERMINAL BLOCK

FIG 4-2

TOLERANCES		SCALE:
ALL OTHERS	DEC. DIM. ±	DRILL, PUNCH, COMMERCIAL STOCK SIZES AND MANUFACTURERS TOLERANCES ARE NOT INCLUDED.
	FRAC. DIM. ±	
	ANGULAR DIM. ±	

MODEL	C-10699	ASS'Y. NO.	10 JAN 67
PROJECT NO.		DATE	
USED ON			

STOCK SIZE		TMC (Canada) LIMITED OTTAWA ONTARIO	
MATERIAL		AF/KEYING PATCH PANELS	
WEIGHT PER PC.		EXCITER CABINET	
TYPE & TEMPER		LANGER	
DRAWN		ELEC. DES. APP.	MECH. DES. APP.
HEAT TREAT. SPEC.		CHECKED	FINAL APPROVAL
FINISH & SPEC. NO.		ID10577	