THE CONTENTS OF THIS DRAWING ARE THE EXCLUSIVE PROPERTY OF THE TECHNICAL MATERIEL CORP. ITS UNAUTHORIZED USE OR REPRODUCTION IN WHOLE OR IN PART IS STRICTLY FORBIDDEN.

FX 230

MARKING PROCESS: AS PER TMC SPECIFICATION S-727.

LETTERING: 1/8 HIGH BLACK GOTHIC, LOCATED AS SHOWN.

ELECTRICAL SPECIFICATIONS

1. TYPE: LOWER SIDEBAND.
2. db MEASUREMENTS: ALL db MEASUREMENTS ARE RELATIVE TO MAXIMUM SIGNAL RESPONSE IN PASSBAND.
3. CARRIER FREQUENCY: 205 KC.
4. CARRIER SUPPRESSION: -25 db OR GREATER.
5. -3 db POINTS: 204.860 KC OR GREATER, 201.4 KC +50 CPS.
6. -60 db POINTS: 199.0 KC OR GREATER, 205.140 OR LESS
   ALL RETURN LOBES AND SPURIOUS SHALL BE -60 db OR GREATER, OVER THE RANGE OF +50 KC. FROM CARRIER FREQUENCY.
7. MAXIMUM PASSBAND RIPPLE: 2 db
8. INSERTION (LOSS OR GAIN): +3 db +1 db
9. INPUT IMPEDANCE: 300 OHMS (NOMINAL).
10. OUTPUT IMPEDANCE: NOT TO EXCEED 50K OHMS (INTERNALLY TERMINATED).
11. D.C. RESISTANCE ACROSS OUTPUT: NOT TO EXCEED 5K OHMS.
12. TEMPERATURE RANGE: 0° TO 70° C.

SEE TEST PROCEDURE S-764. INSERTION (LOSS OR GAIN) $= \pm(V_0 - V_1)$ IN db.

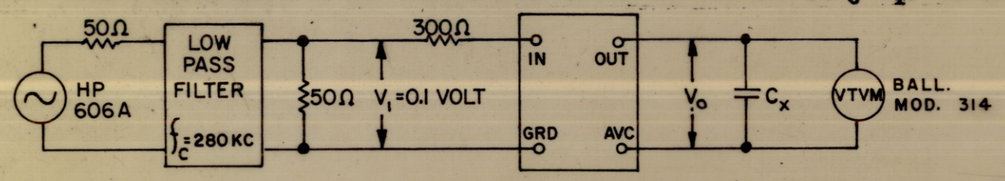

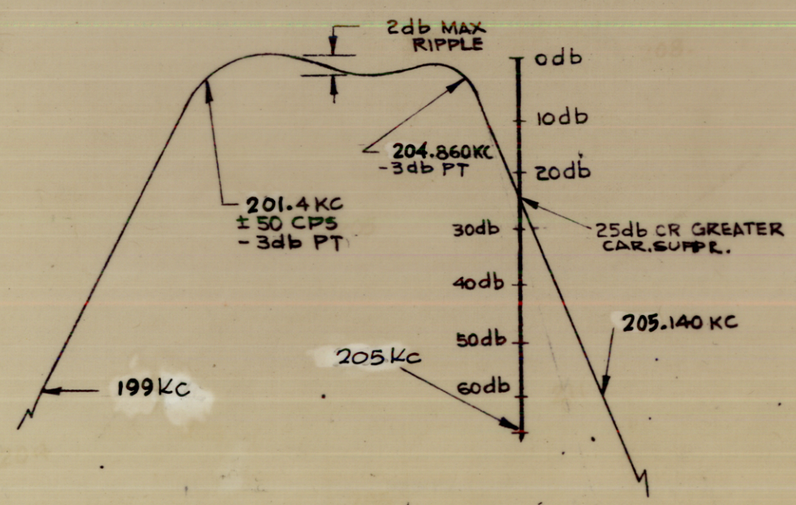

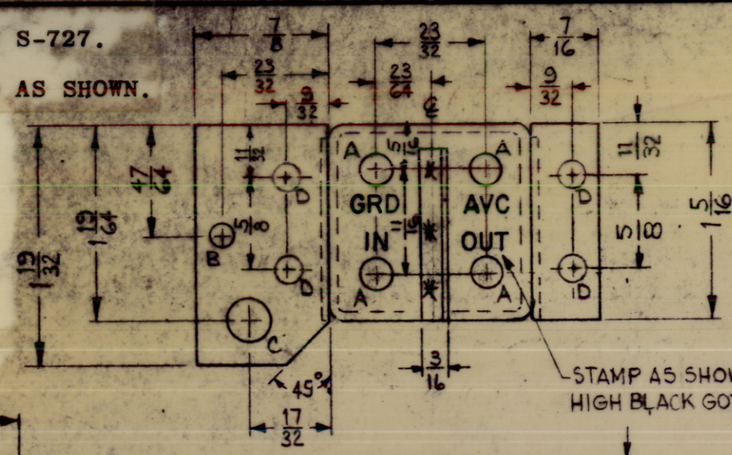

A~ .209 DIA. 4 REQ
B~ 5/32 DIA. 1 "
C~ 9/32 DIA. 1 "
D~ 13/16 DIA 4 "

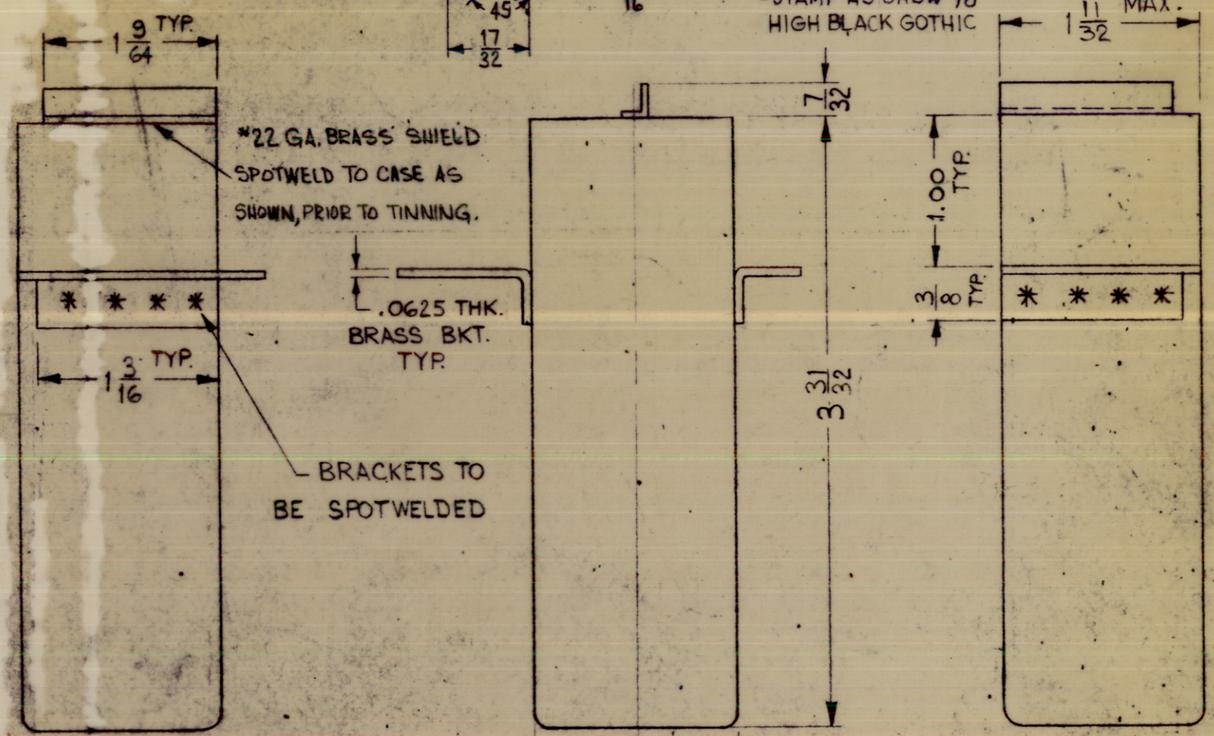

STAMP AS SHOWN 1/8 HIGH BLACK GOTHIC. W/ LATEST REV. LETTER

SYM	DESCRIPTION	DATE	CH. NO.	DRAFTS	CHECKER	ENG. APP.
Ø	ORIGINAL RELEASE FOR PRODUCTION	3-10-67		L.A.K.		
X1	ADDED "OR BRUSHED NICKEL" TO FINISH	8/25/66	X1	CED		

UNLESS OTHERWISE SPECIFIED:
DIMENSIONS ARE IN INCHES
TOLERANCES ON
FRACTIONS ± 1/64 DECIMALS ± .005 ANGLES ± 1/2°

SCALE: DO NOT SCALE (S401-308)

MAXIMUM ALLOWABLE TOLERANCES HAVE BEEN DETERMINED AND ANY DEVIATIONS WILL BE CAUSE FOR REJECTION. REMOVE ALL BURRS AND SHARP EDGES

REQ. PER UNIT	MODEL	SECTION	ASS'Y. NO.	DATE
	SBS-7			6-28-65

USED ON

REQ.	ITEM	PART NO.	POSE	DESCRIPTION	SYMBOL

STOCK SIZE: BRASS

MATERIAL: HOT TIN DIP

TYPE & TEMPER: 5115 TMC SMOOTH GRAY ENAMEL OR BRUSHED NICKEL

HEAT TREAT. SPEC.

FINISH & SPEC. NO.

THE TECHNICAL MATERIEL CORP.
MAMARONECK, NEW YORK

FILTER, ASYMMETRICAL CRYSTAL
3.5 KC LOWER SIDEBAND

DRAWN: H. AUSTIN
CHECKER
FINAL APPROVAL
ELEC. DES. APP.
MECH. DES. APP.

FX-230 Ø

TMC FORM NO. 189

DEFIANCE NO. 1068

STANDARD DRAWING