

# STANDARD DRAWING

IF IT IS FOUND DESIRABLE TO CHANGE ANY TOLERANCE OR OTHER DETAIL SPECIFIED ON THIS DRAWING NOTIFY THE PURCHASER PROMPTLY.

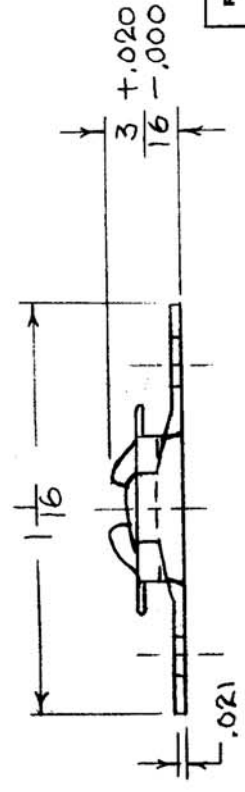
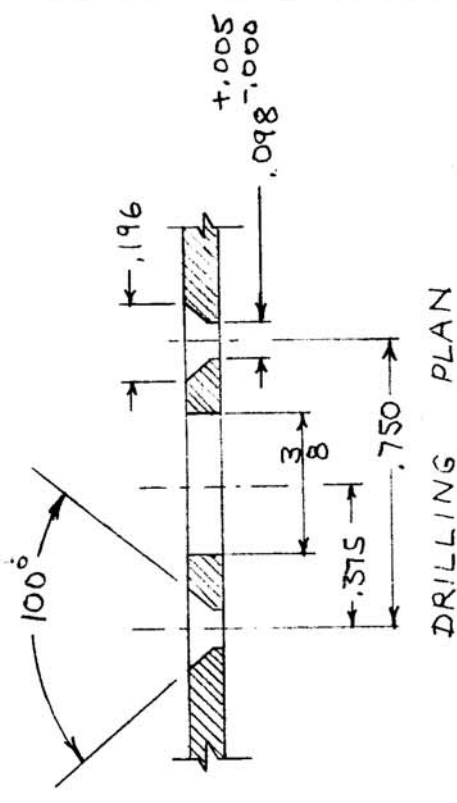
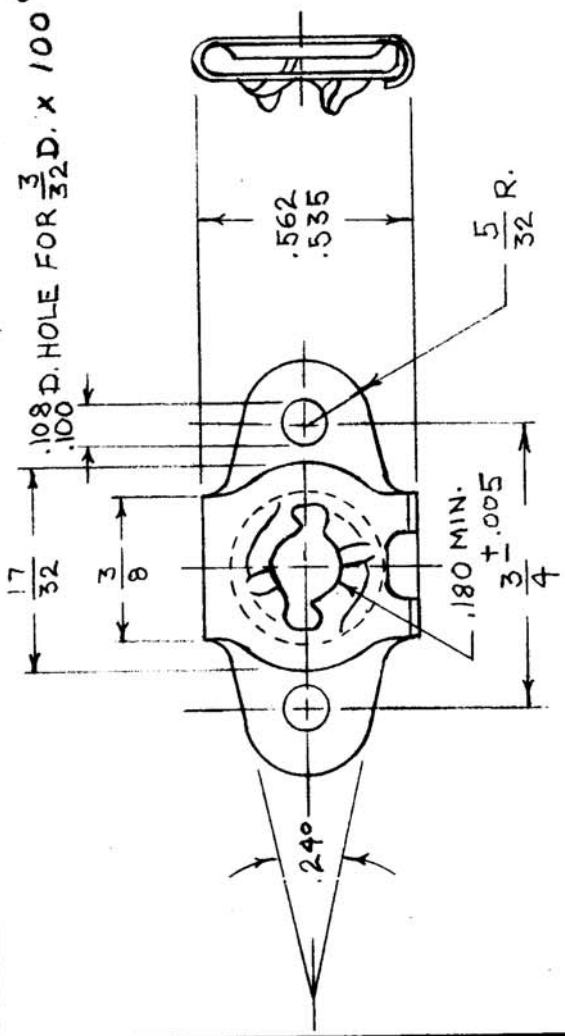
MAXIMUM ALLOWABLE TOLERANCES HAVE BEEN DETERMINED AND DEVIATIONS WILL BE CAUSE FOR REJECTION. REMOVE ALL BURRS AND SHARP EDGES

FS-100

USED ON

MODEL PROJECT NO. ASSY. NO. DATE

100° CT SK RIVET



REF: SHAKEPROOF CO. # 98-2-MSP

REQ. ITEM	PART NO.	DESCRIPTION	SYMBOL
— # —		THE TECHNICAL MATERIEL CORP. MAMARONECK, NEW YORK	
SPRING STEEL	— # —	SPRING UNIT	
MATERIAL	— # —		
TYPE & TEMPER	— # —		
HEAT TREAT. SPEC.	— # —		
WDC 9/15/52	G.T.O	ELEC. DES. APP.	MECH. DES. APP.
DRAWN		CHECKED	FINAL APPROVAL
CAD. PLATE S-105		FS-100	
FINISH & SPEC. NO.			

ISSUE ITEM	CHANGED FROM	DATE	CN. NO.	DRAFTS	CHECKER	ENG. APP.
TOLERANCES						
SCALE						
DRILL, PUNCH, COMMERCIAL STOCK SIZES AND MANUFACTURERS TOLERANCES ARE NOT INCLUDED.						
ALL OTHERS	DEC. DIM. ± .005					
	FRAC. DIM. ± 1/64					
	ANGULAR DIM. ±					