REVISIONS							
ZONE	SYM	DESCRIPTION	DATE	E.M.N. NO.	DRAFT	CHKD	APPD
	X	EXPERIMENTAL RELEASE	2-12-65	X	SRG		
	X1	STRAP 5 WAS 2-5/8, NOTES 3 & 4 ADDED	4-13-65	X1	SRG	[illegible]	
	Ø	ORIGINAL RELEASE FOR PROD	4/13/66	Ø			[illegible]

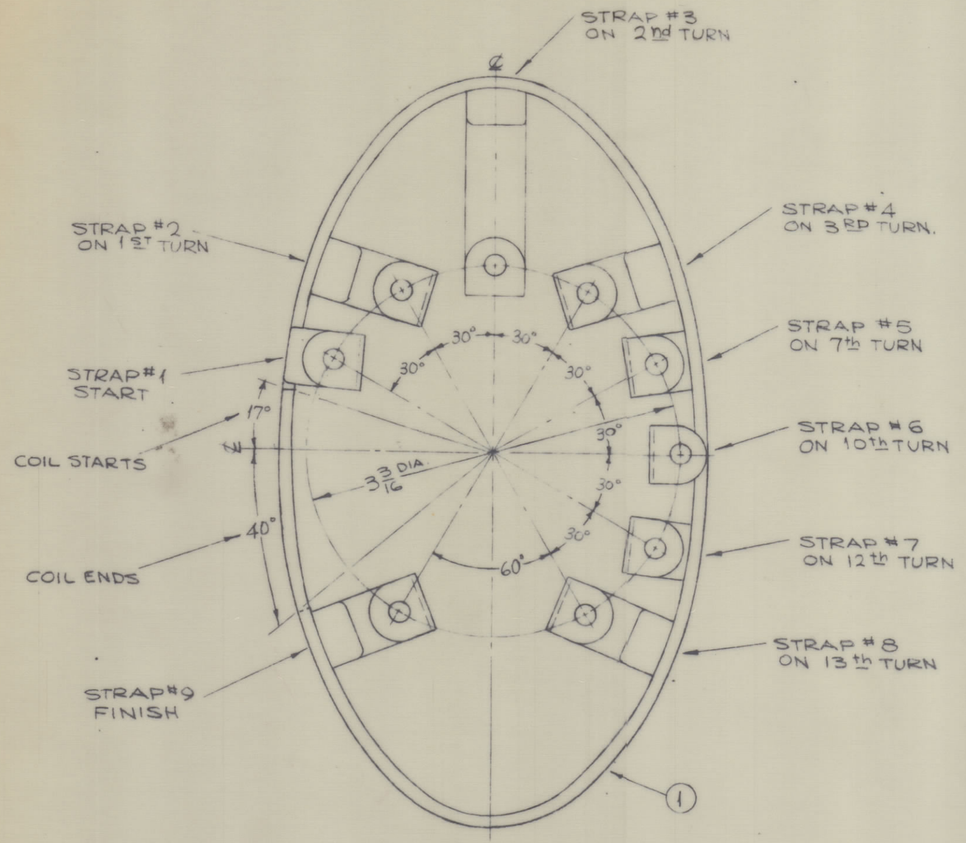

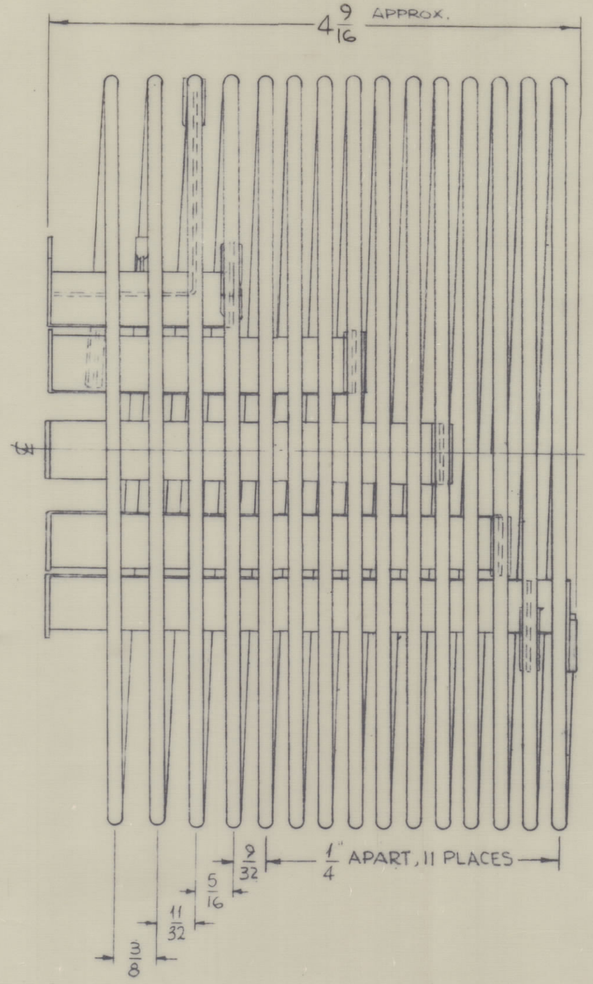

NOTES:
1~ PLACE ALL STRAPS PERPENDICULAR TO COIL.
2~ SILVER SOLDER ALL PARTS, AS SHOWN
3~ REMOVE ALL SHARP EDGES,
4~ USE JG 111 TO FORM COIL

STRAP	X	Y
1	13/32	5/8
2	7/8	1-1/32
3	1-1/4	1-27/32
4	1-19/32	1-1/32
5	2-11/16	5/8
6	3-3/8	7/16
7	3-7/8	19/32
8	4-1/8	1-1/32
9	4-15/32	1-1/32

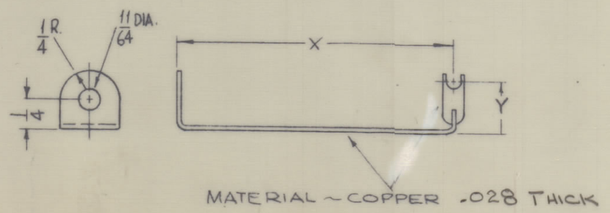

STRAP-DETAIL

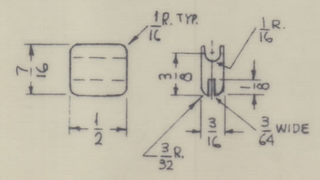

MAT'L BRASS, FREE MACHINING LEAD FREE. 1/2 HARD

REQ'D.	ITEM	PART NUMBER	DESCRIPTION	SYMBOL
X	1	TU100-2N	TUBE, COPPER	

F. BUDETTI

LIST OF MATERIAL

MATERIAL: SEE DRAWING

FINISH: S245 SILVER PLATE, S423 SILVER KOTE

UNLESS OTHERWISE SPECIFIED DIMENSIONS ARE IN INCHES AND INCLUDE CHEMICALLY APPLIED OR PLATED FINISHES

TOLERANCES: DECIMALS .X ± .05, .XX ± .01, .XXX ± .005; FRACTIONS ± 1/64; ANGLES ± 0° 30'

THE TECHNICAL MATERIEL CORP.
MAMARONECK, NEW YORK

TITLE: COIL, BANDSWITCH

DRAWN SRG	DATE 2-12-65	FINAL APPROVAL [illegible]	DATE 4/13/66
CHECKED [illegible]	DATE 4/12/66	CL358	Ø
ELECT. DES. [illegible]	DATE		
MECH. DES. [illegible]	DATE 4-13-66	SHEET	REV. LTR.

Q'T'Y./UNIT	MODEL USED ON	ASS'Y. NO.
1	RFTA-1	

SCALE 1:1 CODE A

NOTES

THE CONTENTS OF THIS DRAWING ARE THE EXCLUSIVE PROPERTY OF THE TECHNICAL MATERIEL CORP. ITS UNAUTHORIZED USE OR REPRODUCTION IN WHOLE OR IN PART IS STRICTLY FORBIDDEN.

CL358 Ø

TMC FORM 110

REPROVEL NO. 440H 21532