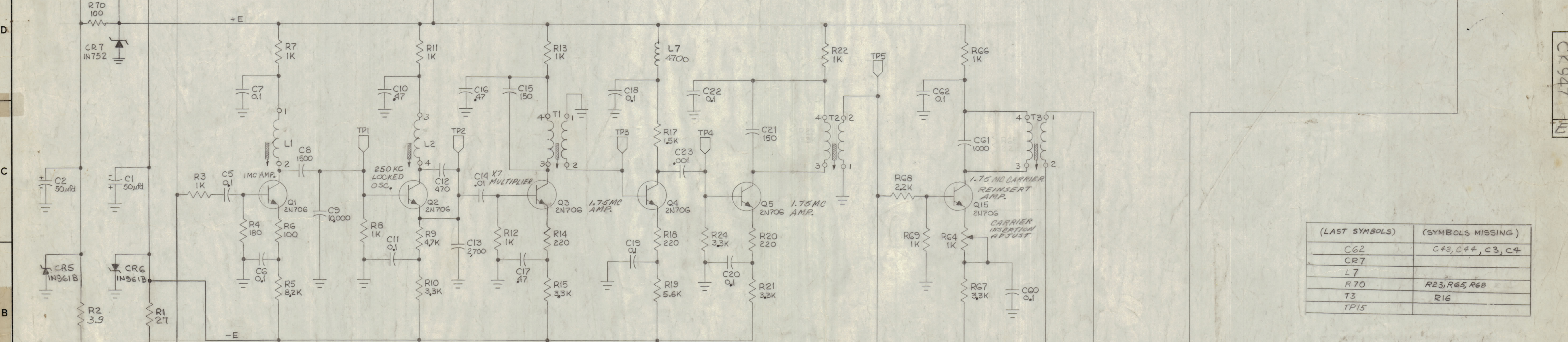
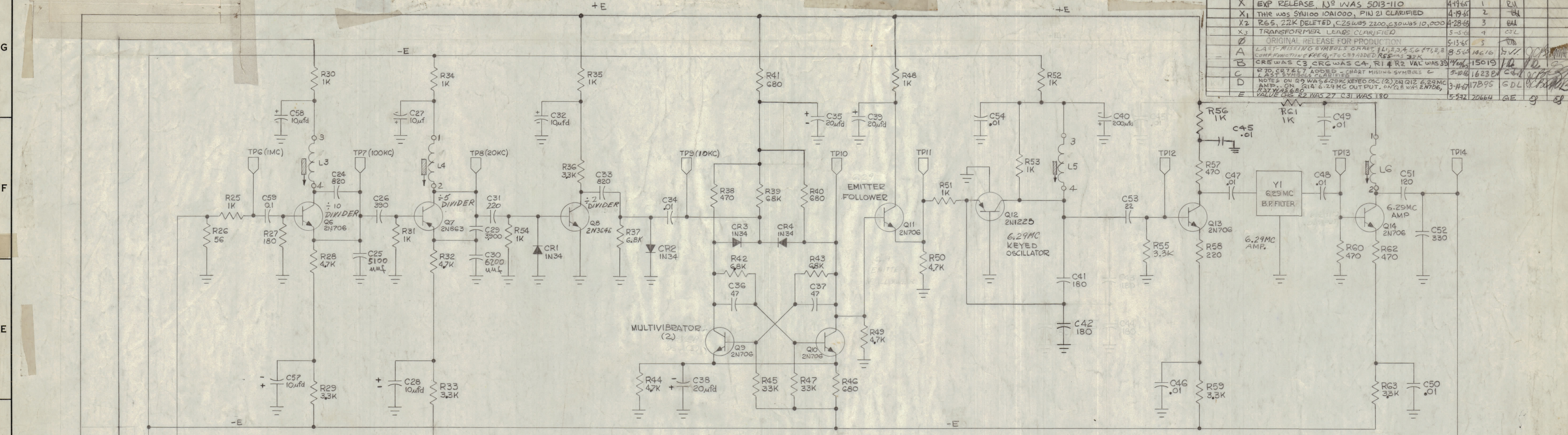
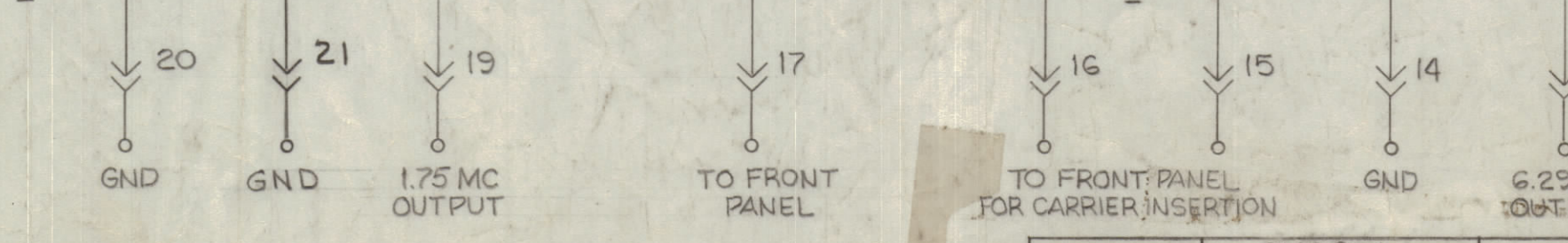
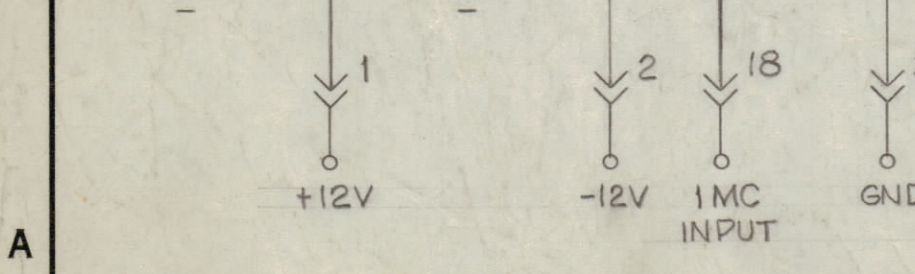


REVISIONS						
ZONE	SYM	DESCRIPTION	DATE	E.M.N. NO.	DRAFT	CHKD
X		EXP RELEASE, N ^o WAS 5013-110	4-19-65	1	RM	
X ₁		THIS WAS SYN100 10A1000, PIN 21 CLARIFIED	4-19-65	2	RM	
X ₂		R65, 22K DELETED, C25 WAS 2200, C30 WAS 10,000	4-28-65	3	RM	
X ₃		TRANSFORMER LEADS CLARIFIED	5-5-65	4	RM	
Ø		ORIGINAL RELEASE FOR PRODUCTION	5-13-65	5	RM	
A		LAST MISSING SYMBOLS CHART (L1, L2, L3, L4, L5, L6, L7, L8, C1, C2, C3, C4, C5, C6, C7, C8, C9, C10, C11, C12, C13, C14, C15, C16, C17, C18, C19, C20, C21, C22, C23, C24, C25, C26, C27, C28, C29, C30, C31, C32, C33, C34, C35, C36, C37, C38, C39, C40, C41, C42, C43, C44, C45, C46, C47, C48, C49, C50, C51, C52, C53, C54, C55, C56, C57, C58, C59, C60, C61, C62, CR1, CR2, CR3, CR4, CR5, CR6, CR7, CR8, CR9, CR10, CR11, CR12, CR13, CR14, CR15, CR16, CR17, CR18, CR19, CR20, CR21, CR22, CR23, CR24, CR25, CR26, CR27, CR28, CR29, CR30, CR31, CR32, CR33, CR34, CR35, CR36, CR37, CR38, CR39, CR40, CR41, CR42, CR43, CR44, CR45, CR46, CR47, CR48, CR49, CR50, CR51, CR52, CR53, CR54, CR55, CR56, CR57, CR58, CR59, CR60, CR61, CR62, CR63, CR64, CR65, CR66, CR67, CR68, CR69, CR70, CR71, CR72, CR73, CR74, CR75, CR76, CR77, CR78, CR79, CR80, CR81, CR82, CR83, CR84, CR85, CR86, CR87, CR88, CR89, CR90, CR91, CR92, CR93, CR94, CR95, CR96, CR97, CR98, CR99, CR100)	5-13-65	5	RM	
B		CR5 WAS C3, CR6 WAS CA, R1 & R2 VAL WAS 33K	5-14-65	15019	RM	
C		R70, CR7, L7 ADDED - CHART MISSING SYMBOLS C	5-10-65	16238	RM	
D		LAST SYMBOLS CLARIFIED	5-10-65	16238	RM	
E		NOTE: ON Q9 WAS 6.29MC KEYS OSC (2), ON Q12 6.29MC AMP., ON Q14 6.29MC OUTPUT, ON Q8 WAS 2N706, R37 WAS 680, VALUE CR2 WAS 27, C31 WAS 180	3-14-65	17895	GDL	
			5-22-65	20664	GE	



SERIES 500

NOTE:
 1. ALL WHOLE NUMBER CAPACITOR VALUES ARE IN pf.
 2. ALL DECIMAL NUMBER CAPACITOR VALUES ARE IN μ f.
 3. ALL RESISTOR VALUES ARE IN OHMS.



(LAST SYMBOLS)	(SYMBOLS MISSING)
C62	C43, C44, C3, C4
CR7	
L7	
R70	R23, R65, R68
T3	R16
TP15	

REQ'D.	ITEM	PART NUMBER	DESCRIPTION	SYMBOL
LIST OF MATERIAL				
MATERIAL				
FINISH				
THE TECHNICAL MATERIEL CORP. MAMARONECK, NEW YORK 5013-110				
TITLE DIAGRAM, SCHEMATIC SYN "A" SERIES 500				
DRAWN A. G. 10/65		DATE 10/65		FINAL APPROVAL DATE
CHECKED E. D. 12/65		DATE 12/65		DATE
ELECT. DES. DATE		MECH. DES. DATE		REV. LTR.

NOTES

THE CONTENTS OF THIS DRAWING ARE THE EXCLUSIVE PROPERTY OF THE TECHNICAL MATERIEL CORP. ITS UNAUTHORIZED USE OR REPRODUCTION IN WHOLE OR IN PART IS STRICTLY FORBIDDEN.

CK 947