





4

3

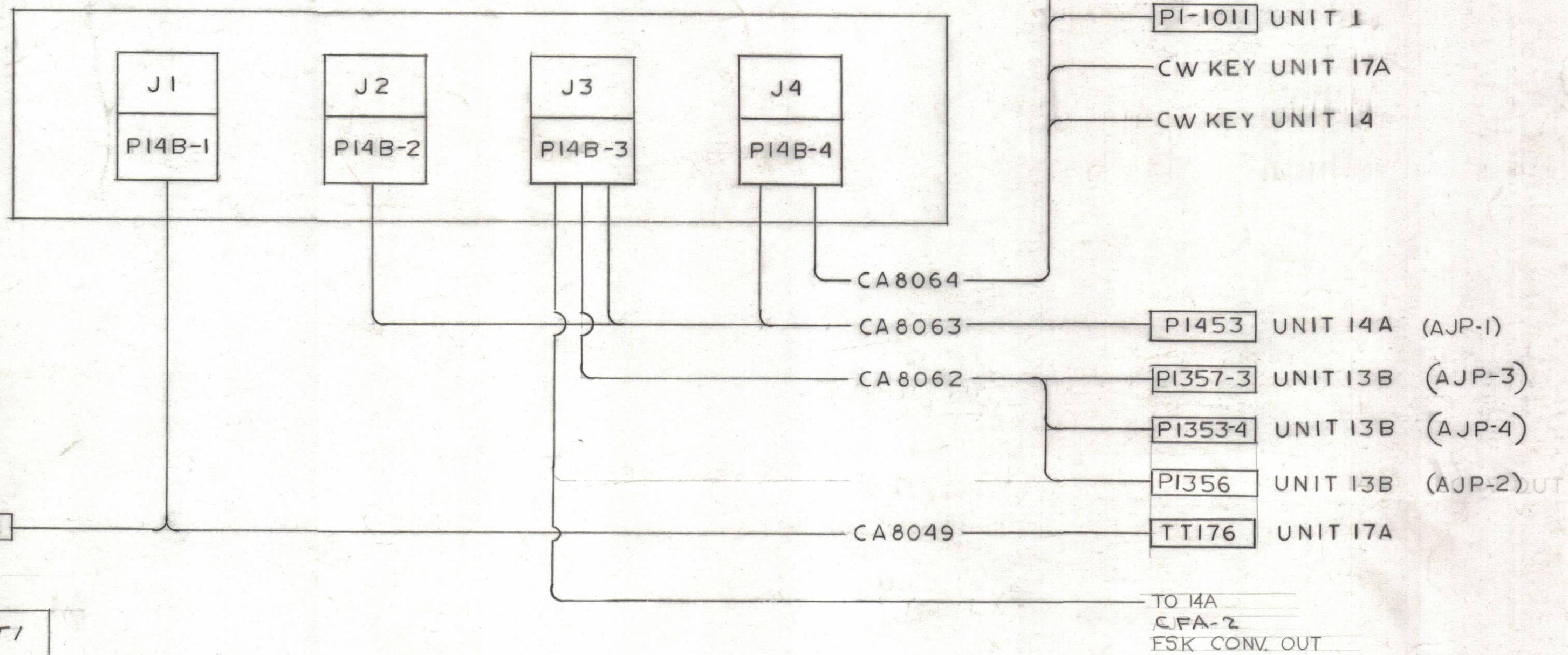
2

1

REVISIONS						
ZONE	LTR	DESCRIPTION	DATE	E.M.N.NO	DRAFT	CHKD APPD
A-4	A	P2 1002 WAS P2 1003	7/1/69	TH	CCD	

NOTE:  
FOR INTERIOR WIRING DETAILS  
SEE "TELSIGNAL CORP" INST.  
MANUAL

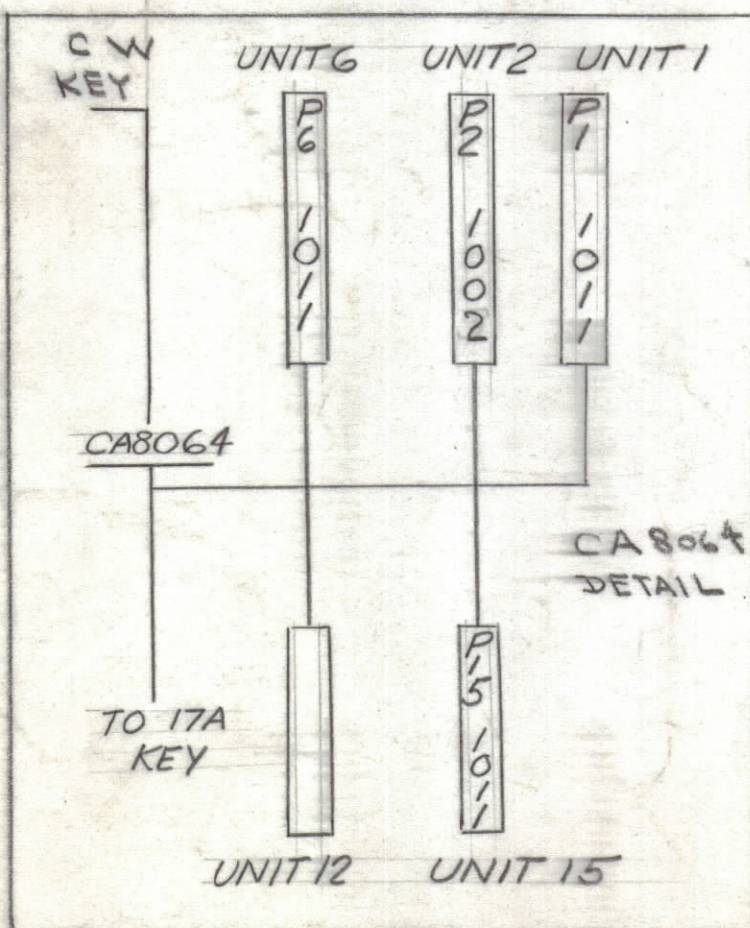
14B



KEY



UNIT 14C  
J1  
(CONN MTD.  
ON FRAME)



QTY / UNIT	MODEL USED ON	ASS'Y NO.
APPLICATION		
CODE		

NOTICE TO PERSONS RECEIVING THIS DRAWING  
THE TECHNICAL MATERIEL CORPORATION claims proprietary right in the material disclosed hereon. This drawing is issued in confidence for engineering information only and may not be reproduced or used to manufacture anything shown hereon without permission from THE TECHNICAL MATERIEL CORPORATION to the user. This drawing is loaned for mutual assistance and is subject to recall at any time.

UNLESS OTHERWISE SPECIFIED  
DIMENSIONS ARE IN INCHES  
AND INCLUDE CHEMICALLY APPLIED  
OR PLATED FINISHES

TOLERANCES ON	
DECIMALS	FRACTIONS
.X ± .05	± 1/64
.XX ± .01	ANGLES
.XXX ± .005	± 0° -30'

MATERIAL
FINISH

QTY. REQ.	ITEM	PART NO.	DESCRIPTION	SYMBOL
LIST OF MATERIAL				
FINAL APPROVAL <i>epm</i> DATE 7/29/68				
MECH. DES. DATE				
ELECT. DES. DATE				
CHECKED <i>epg</i> DATE 7-29-68				
DRAWN C D DEAN DATE 7-17-68				
<p align="center"><b>THE TECHNICAL MATERIEL CORP.</b> MAMARONECK, NEW YORK</p> <p align="center"><b>WIRING DIAGRAM</b> <b>UNIT 14B</b></p>				
SIZE	CODE	IDENT. NO.	DWG NO.	ISSUE
C	82679	CK8126		A
SCALE				SHEET 2 OF 3

4

3

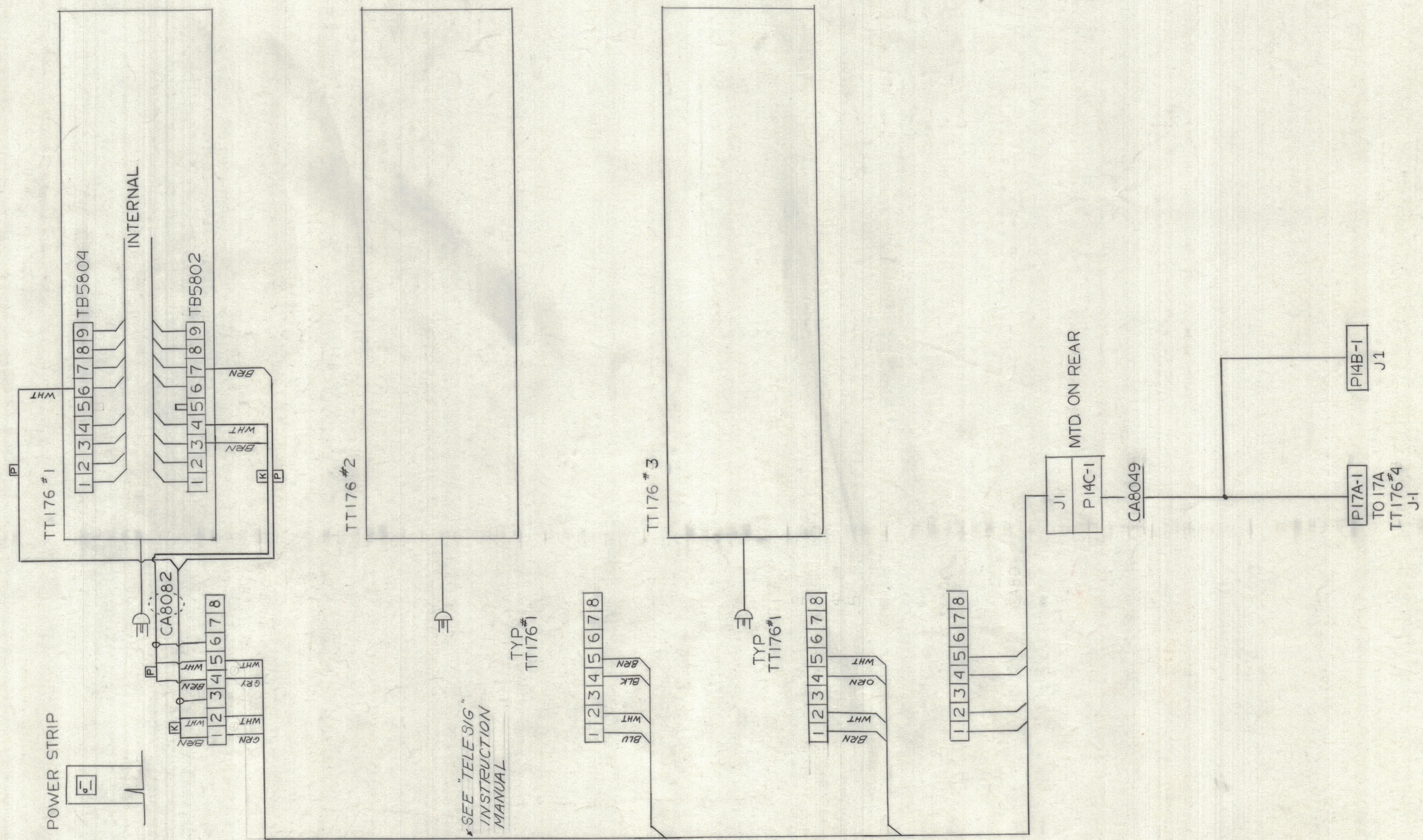
2

1

CK8126 A B



REVISIONS						
ZONE	LTR	DESCRIPTION	DATE	E.M.N.NO	DRAFT	CHKD APPD
	1	SUPERSEDES CK8079	7/19/68		63	



SEE TELE SIG INSTRUCTION MANUAL

QTY / UNIT	MODEL USED ON	ASS'Y NO.
APPLICATION		
CODE		
MATERIAL		
FINISH		

NOTICE TO PERSONS RECEIVING THIS DRAWING  
 THE TECHNICAL MATERIEL CORPORATION claims proprietary right in the material disclosed herein. This drawing is issued in confidence for engineering information only and may not be reproduced or used to manufacture anything shown herein without permission from THE TECHNICAL MATERIEL CORPORATION to the user. This drawing is loaned for mutual assistance and is subject to recall at any time.

UNLESS OTHERWISE SPECIFIED DIMENSIONS ARE IN INCHES AND INCLUDE CHEMICALLY APPLIED OR PLATED FINISHES	
TOLERANCES ON DECIMALS .X ± .05 .XX ± .01 .XXX ± .005	FRACTIONS ± 1/64 ANGLES ± 0° - 30'
CHECKED	DATE
DRAWN	DATE

QTY. REQ.	ITEM	PART NO.	DESCRIPTION	SYMBOL
LIST OF MATERIAL				
FINAL APPROVAL				
MECH. DES.				
ELECT. DES.				
CHECKED				
DRAWN				
DATE				
DATE				
THE TECHNICAL MATERIEL CORP. MAMARONECK, NEW YORK				
WIRING DIAGRAM UNIT 14C				
SIZE	CODE	IDENT NO.	DWG NO.	ISSUE
D	82679	CK8126		A
SCALE				SHEET 3 OF 3