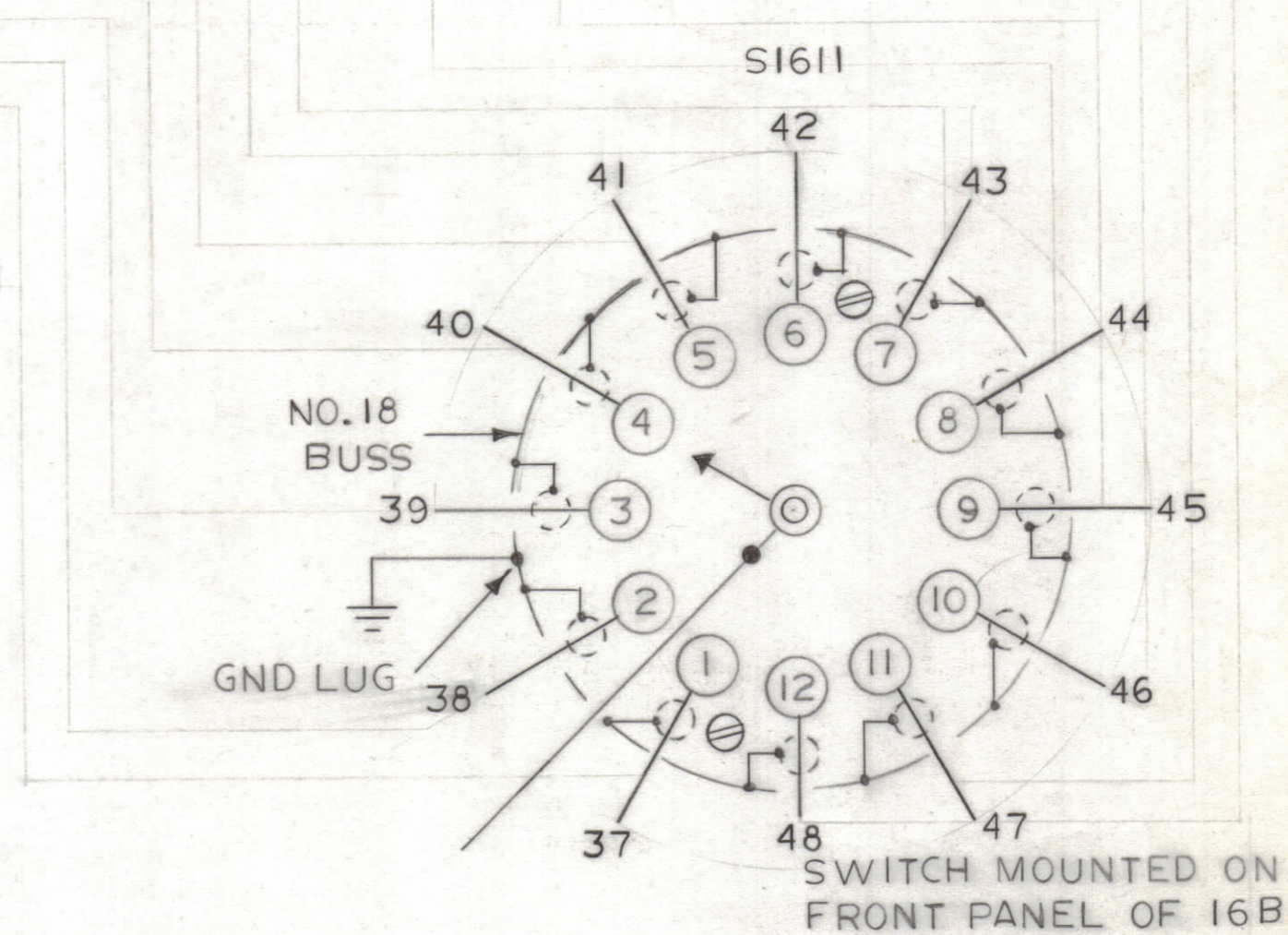
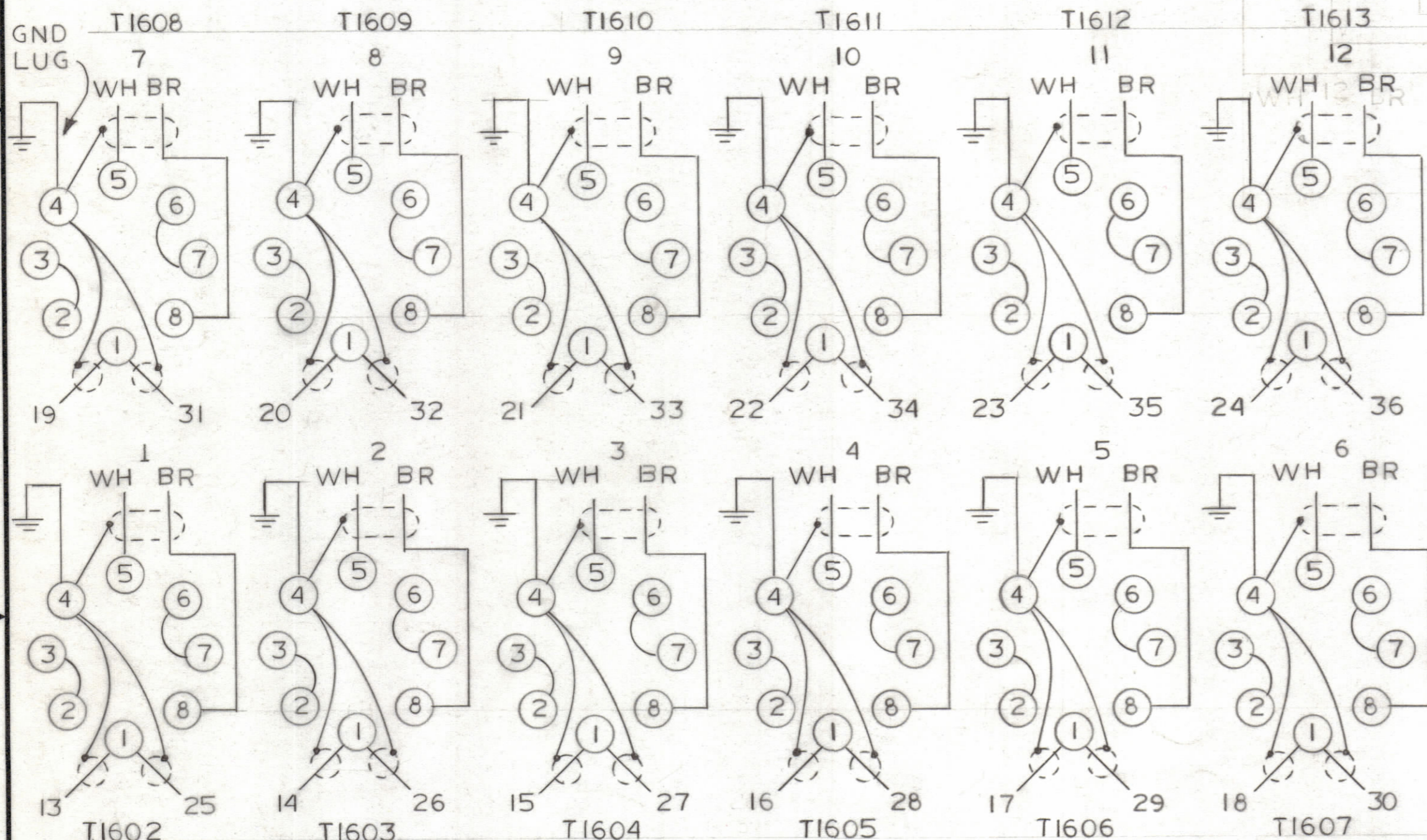
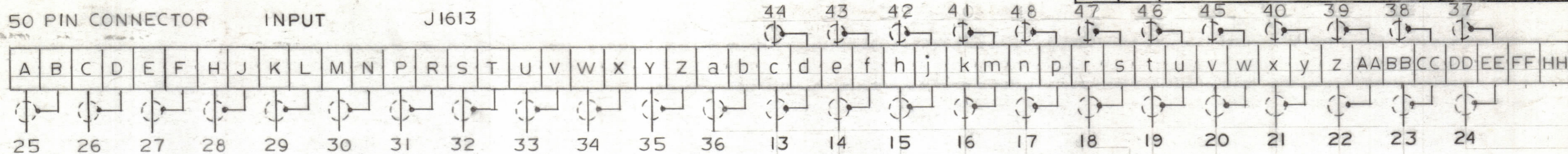


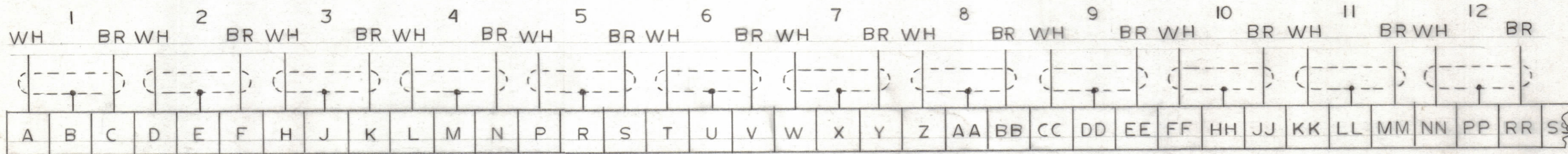
REVISIONS

ZONE	LTR	DESCRIPTION	DATE	E.M.N.NO	DRAFT	CHKD	APPD

50 PIN CONNECTOR INPUT J1613



REAR VIEW OF SWITCH



42 PIN CONNECTOR OUTPUT J1612

QTY / UNIT	UNIT 16B	AX8021
	MODEL USED ON	ASS'Y NO.
APPLICATION		
	CODE	

NOTICE TO PERSONS RECEIVING THIS DRAWING
 THE TECHNICAL MATERIEL CORPORATION claims proprietary right in the material disclosed hereon. This drawing is issued in confidence for engineering information only and may not be reproduced or used to manufacture anything shown hereon without permission from THE TECHNICAL MATERIEL CORPORATION to the user. This drawing is loaned for mutual assistance and is subject to recall at any time.

UNLESS OTHERWISE SPECIFIED DIMENSIONS ARE IN INCHES AND INCLUDE CHEMICALLY APPLIED OR PLATED FINISHES

TOLERANCES ON
 DECIMALS .X ± .05
 .XX ± .01
 .XXX ± .005
 FRACTIONS ± 1/64
 ANGLES ± 0°-30'

QTY. REQ.	ITEM	PART NO.	DESCRIPTION	SYMBOL
LIST OF MATERIAL				
FINAL APPROVAL		DATE	THE TECHNICAL MATERIEL CORP.	
MECH. DES.		DATE	MAMARONECK, NEW YORK	
ELECT. DES.		DATE	WIRING DIAGRAM	
CHECKED		DATE	AUDIO BALANCING OUTPUT CIRCUIT FOR NF-105	
DRAWN		DATE	SIZE CODE IDENT.NO. DWG NO. ISSUE	
	C.D.DEAN	12-19-67	C 82679	CK 8023
SCALE			SHEET 1 OF 1	

CK8023