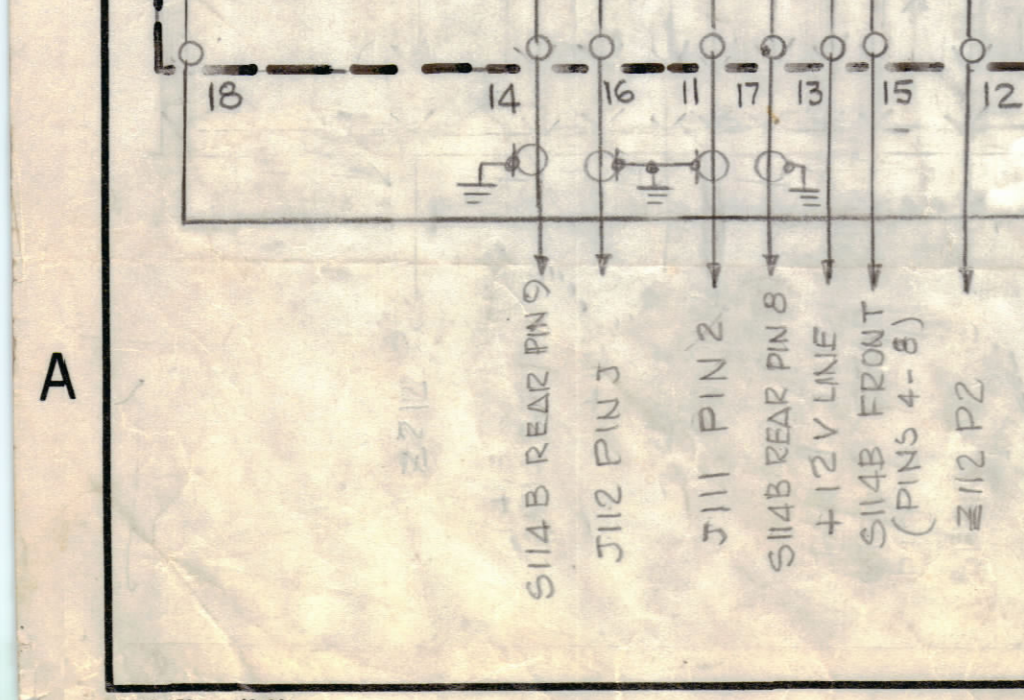
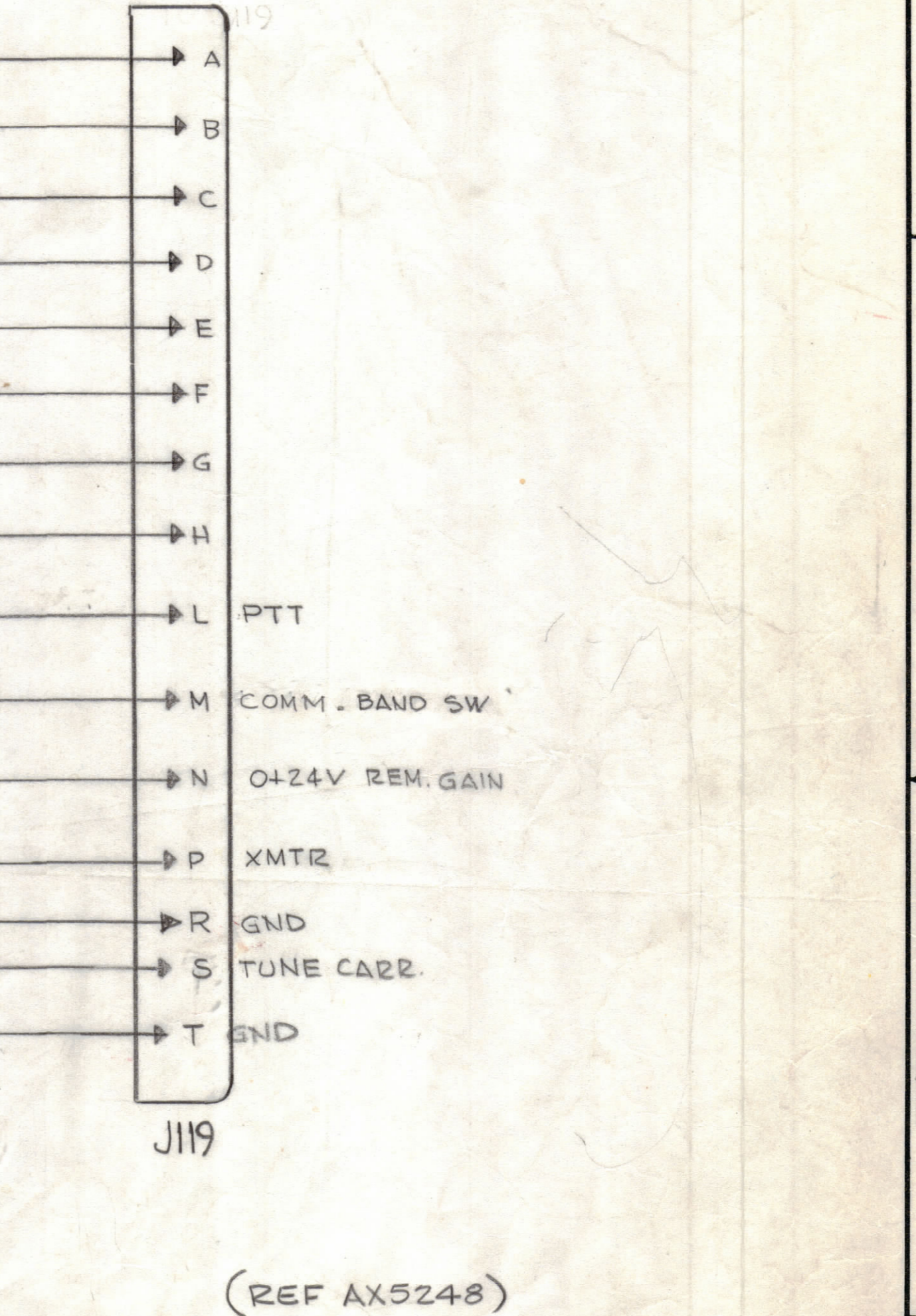
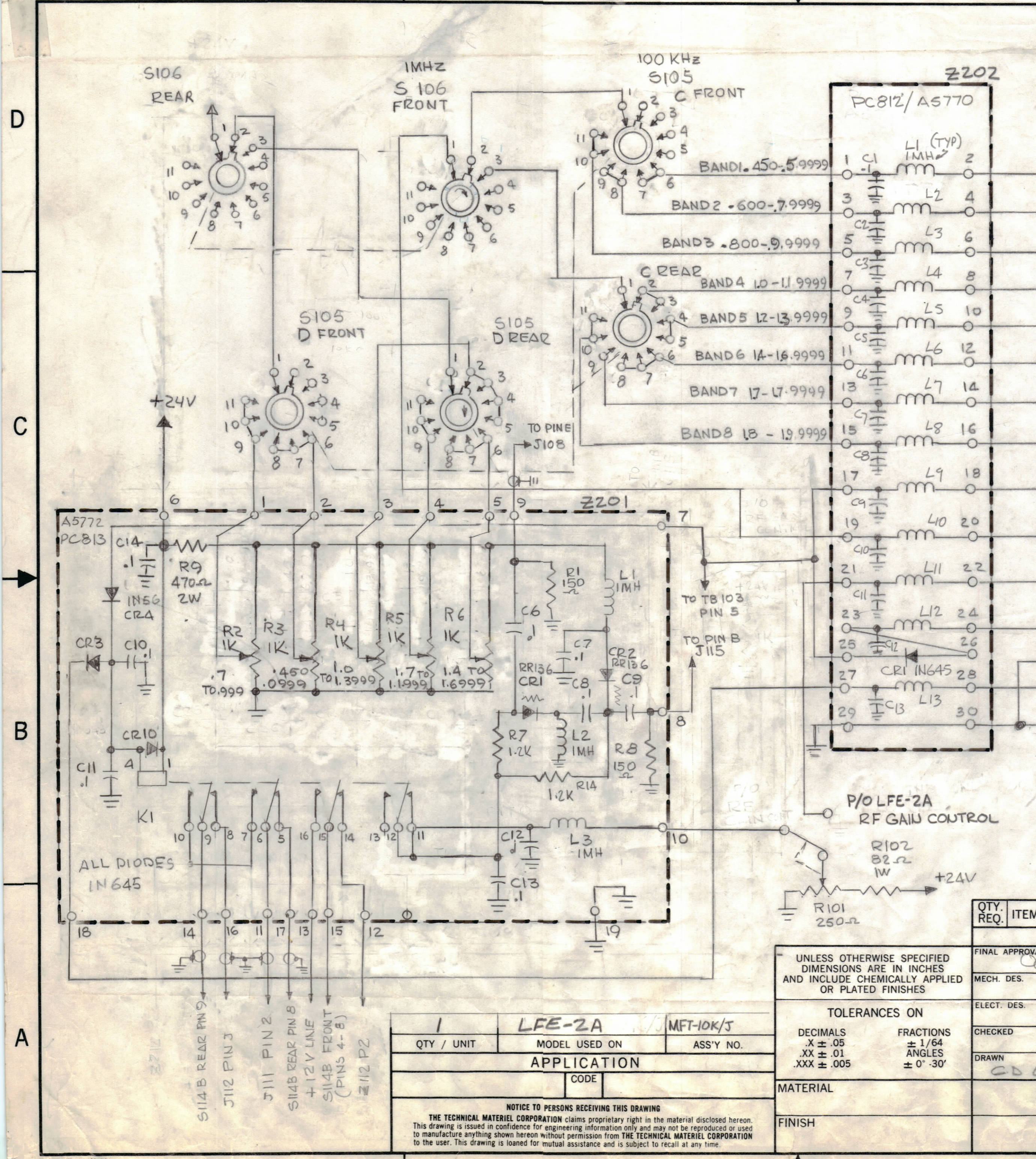


REVISIONS							
ZONE	LTR	DESCRIPTION	DATE	E.M.N.NO	DRAFT	CHKD	APPD
	X2	REVISED UPDATED	12-24-78			C.D.L	
	X3	C1 - C6 DELETED C14 & R9 ADD SWTC ROTY PIN CLARIFIED	1-12-79			G.D.L	
	X4	ON K1 PIN 13 CONNECTS DEL. JUMPER TO PIN 12 & PIN 11 ADD	1-31-79			C.D.L	
		ORIGINAL RELEASE FOR PRODUCTION	9-17-78			MAC	F.B.



QTY / UNIT	MODEL USED ON	ASS'Y NO.
1	LFE-2A	MFT-10K/J
APPLICATION		
CODE		

QTY. REQ.	ITEM	PART NO.	DESCRIPTION	SYMBOL
LIST OF MATERIAL				
THE TECHNICAL MATERIEL CORP. MAMARONECK, NEW YORK				
AX5248 BANDSWITCHING and RF Gain Interfacing for LFE-2A				
MATERIAL				
FINISH				

QTY. REQ.	ITEM	PART NO.	DESCRIPTION	SYMBOL
LIST OF MATERIAL				
THE TECHNICAL MATERIEL CORP. MAMARONECK, NEW YORK				
AX5248 BANDSWITCHING and RF Gain Interfacing for LFE-2A				
MATERIAL				
FINISH				

NOTICE TO PERSONS RECEIVING THIS DRAWING  
 THE TECHNICAL MATERIEL CORPORATION claims proprietary right in the material disclosed hereon. This drawing is issued in confidence for engineering information only and may not be reproduced or used to manufacture anything shown hereon without permission from THE TECHNICAL MATERIEL CORPORATION to the user. This drawing is loaned for mutual assistance and is subject to recall at any time.