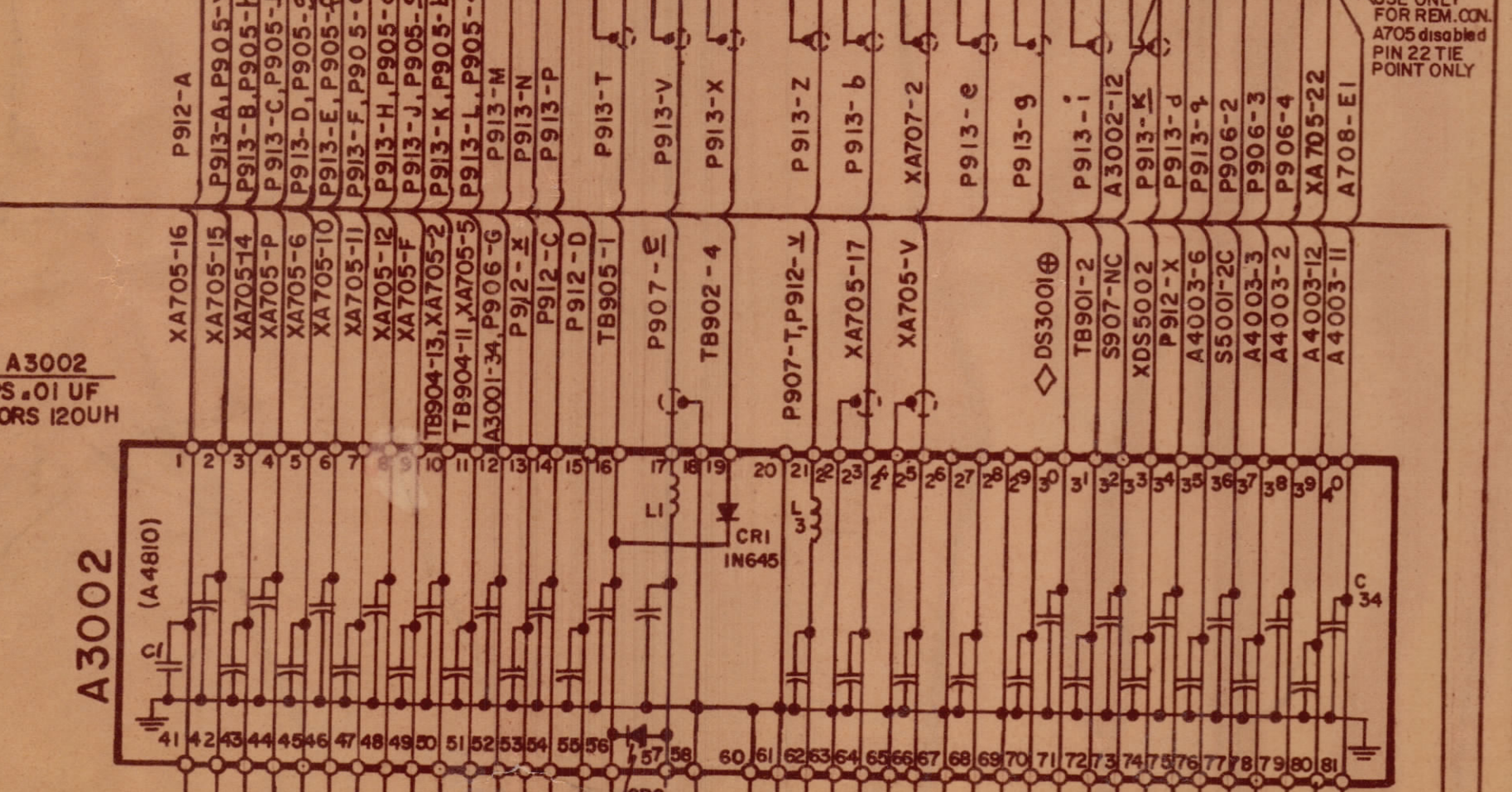

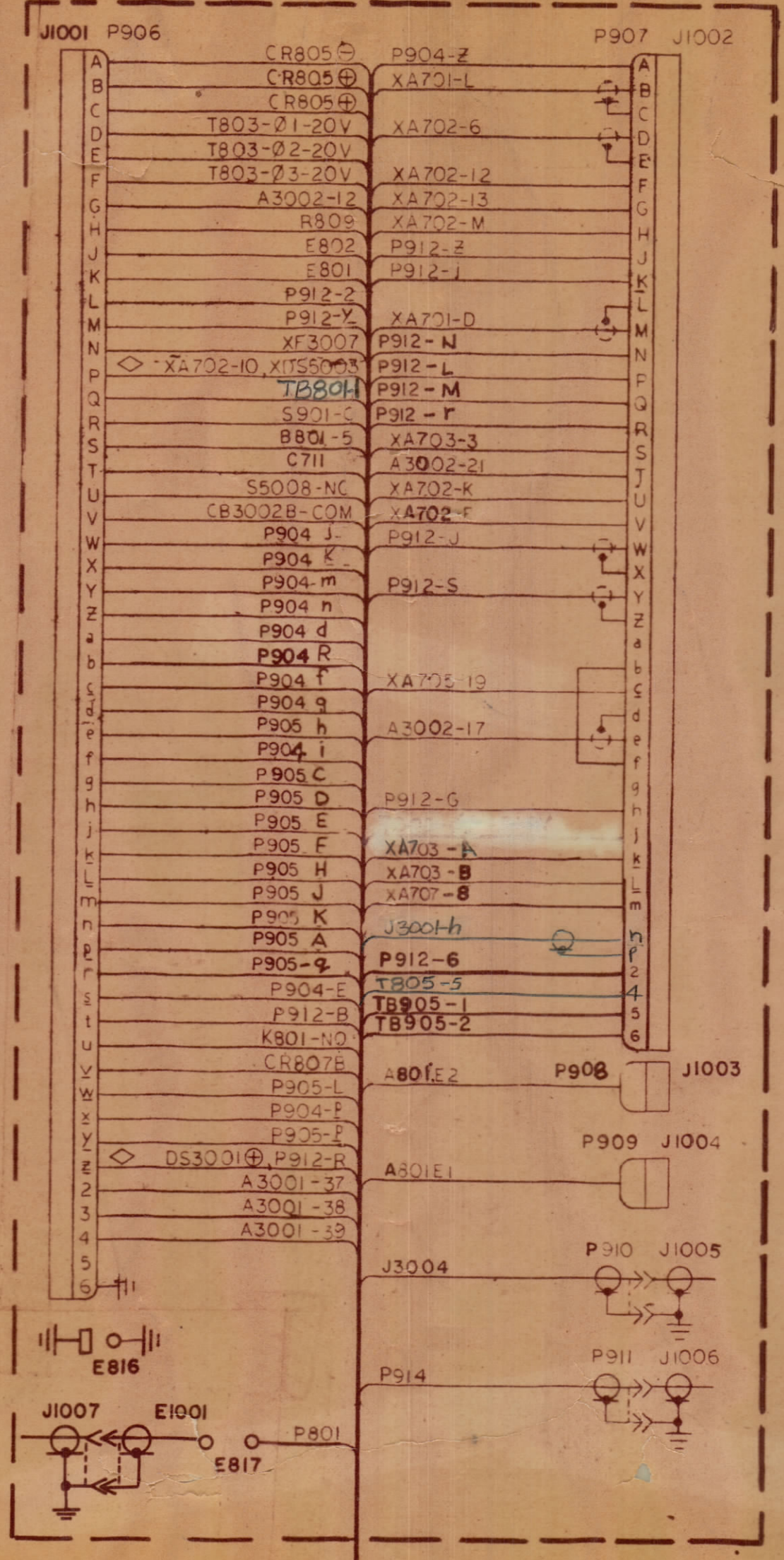


NOTE IMPORTANT
 THE FOLLOWING PINS ARE JUMPED IF NO EXTERNAL CONNECTIONS ARE USED.

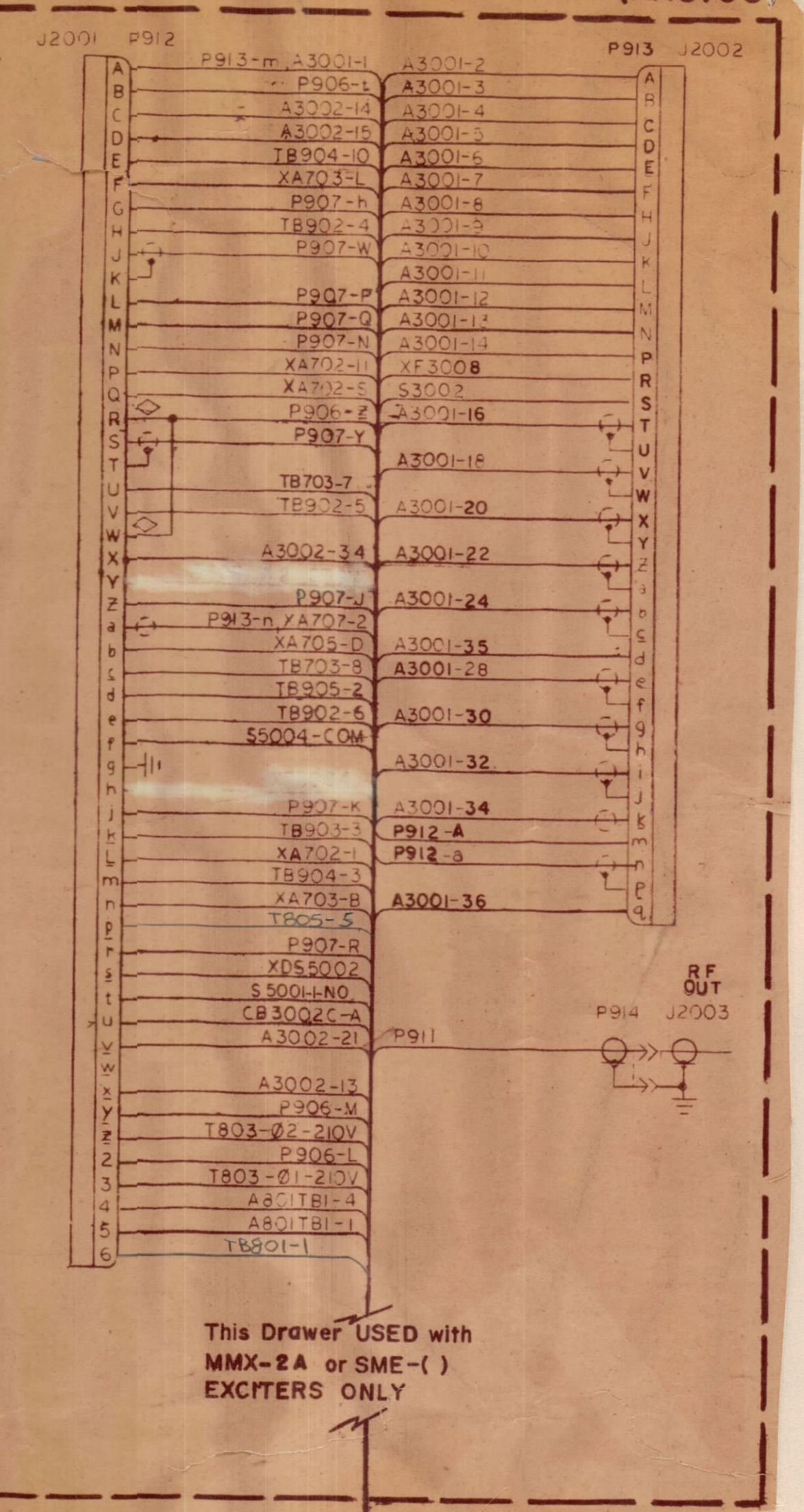
J3002 PINS P & R
 J3002 PINS L & N
 J3003 PINS K & L
 J3003 PINS S & Y
 J3003 PINS d & h



DRIVER DRAWER (AX5232) REF CK2179



REFERENCE CK1955 EXCITER DRAWER FOR MMX-2A (AX5168)



This Drawer USED with MMX-2A or SME-() EXCITERS ONLY

POS1 POS2 POS3 POS4 COM BIT2 BIT3 BIT4 COM COIL RETURN 24 TO 30 VDC +24 VDC HV ON IND FAULT IND TUNE 100 MW EXC LEVEL FWD PWR REFL PWR +24V OPER - TUNE HV ON-OFF NCC NO OVLDO RESET SWR OVLDO IND TUNE IND INC NO OVLDO IND

A3001	
LAST SYM	MISS SYM
C30	
E80	
L10	

A3002	
LAST SYM	MISS SYM
C34	C18
CR2	
E81	E59
L3	L2

QTY / UNIT	MODEL USED ON	ASSY NO.
	APPLICATION	
	CODE	

NOTICE TO PERSONS RECEIVING THIS DRAWING
 THE TECHNICAL MATERIEL CORPORATION claims proprietary right in the material disclosed herein. This drawing is issued in confidence for engineering information only and may not be reproduced or used to manufacture anything shown hereon without permission from THE TECHNICAL MATERIEL CORPORATION to the user. This drawing is loaned for mutual assistance and is subject to recall at any time.

QTY. REQ.	ITEM	PART NO.	DESCRIPTION	SYMBOL
LIST OF MATERIAL				
THE TECHNICAL MATERIEL CORP. MAMARONECK, NEW YORK				
DIAGRAM MAIN SCHEMATIC HFLC)-10K REVISION B (MODIFIED FOR 400HZ OPERATION)				
SIZE	CODE	IDENT NO.	DWG NO.	ISSUE
D	82679	CK2193		Ø
SCALE				SHEET 2 OF 5