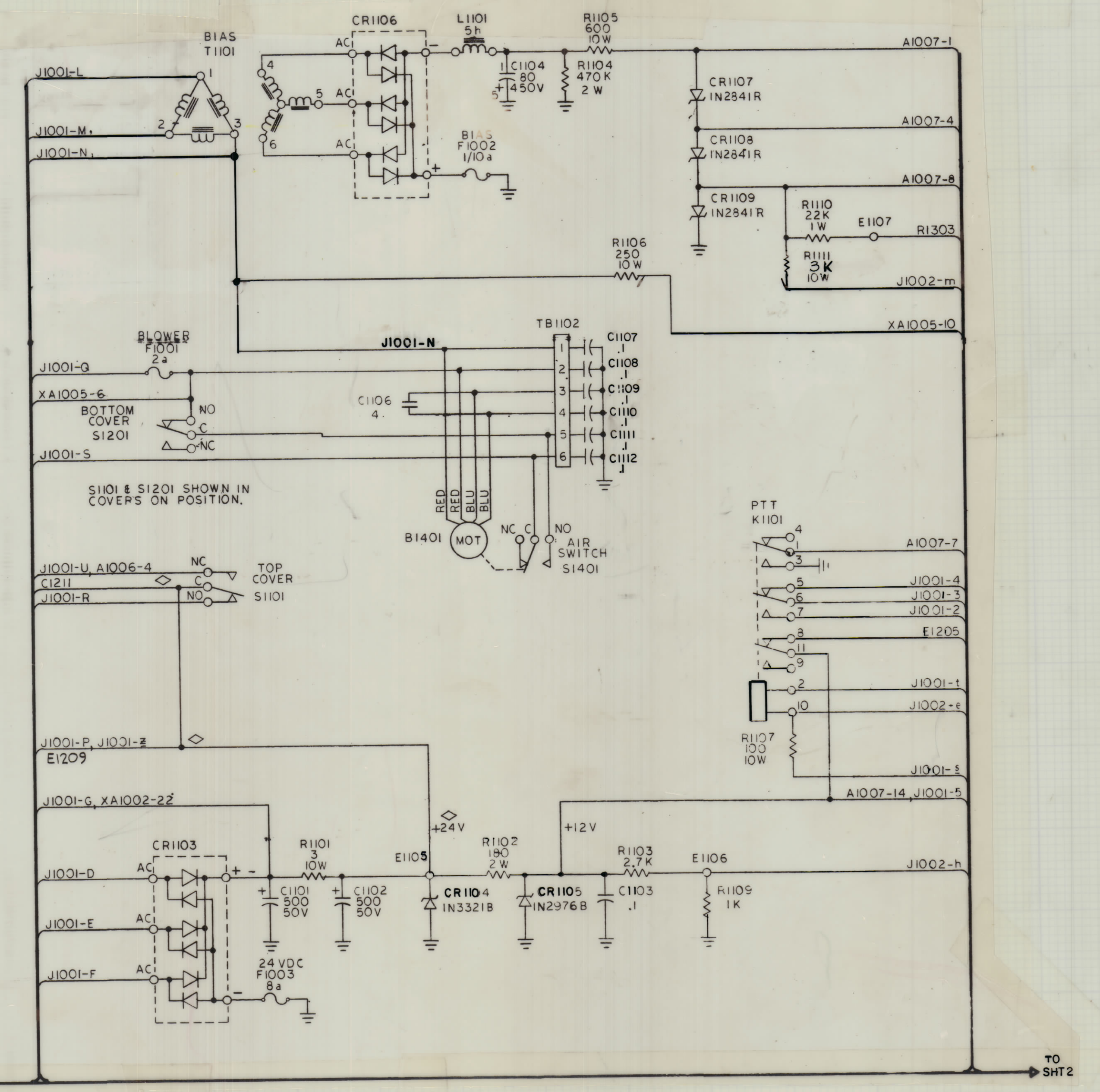
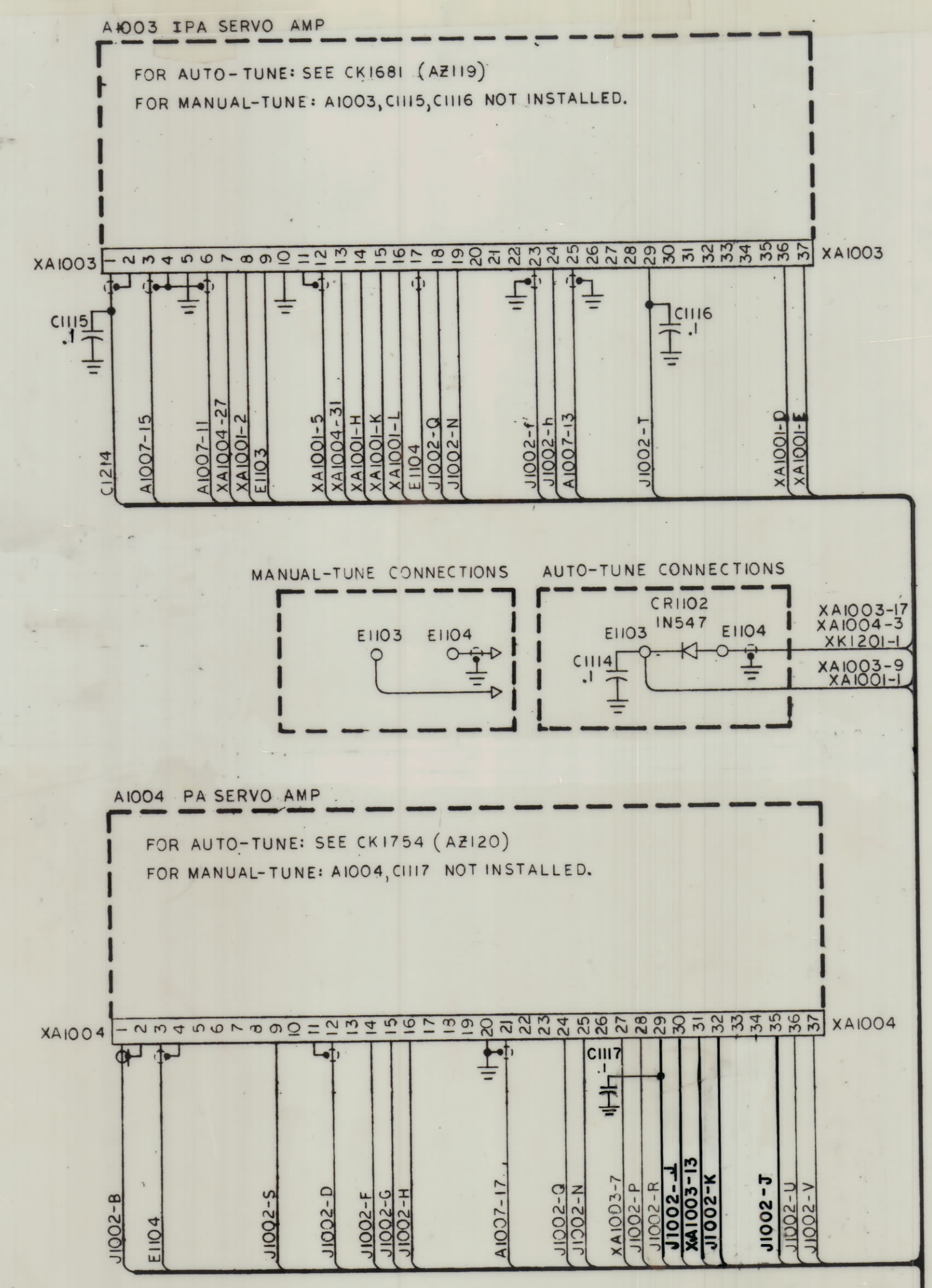
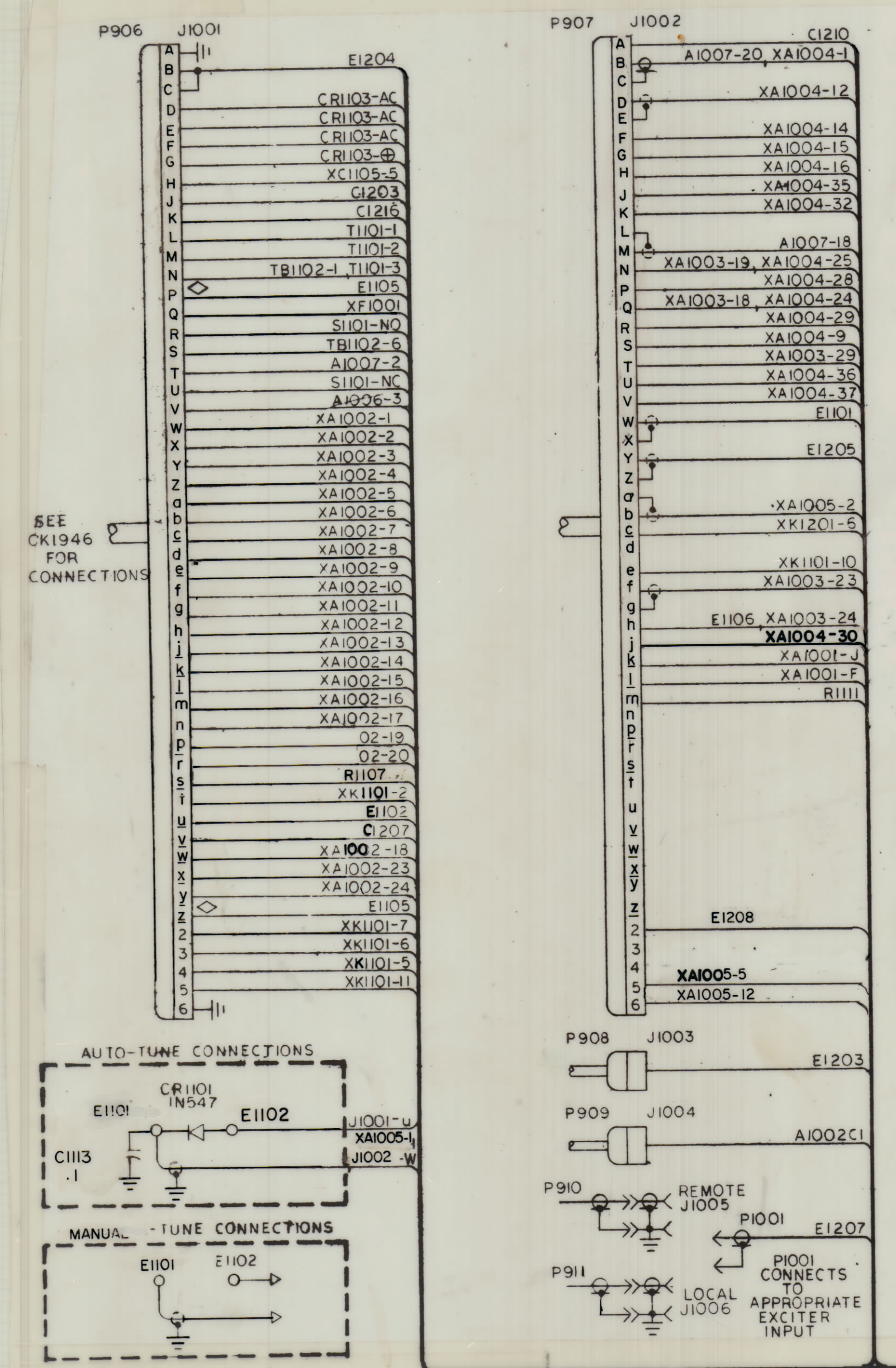


REVISIONS						
ZONE	LTR	DESCRIPTION	DATE	E.M.N.O.	DRAFT	CHKD APPD
		ORIGINAL RELEASE	9-26-60			
A		CR111 WAS 15K, sym 1210 WAS 1304, sym c3 deleted	10-16-60		RU	



1000		
LAST SYMBOLS	MISS SYM	
A1008	XAI005	
CI001	XF1004	
E1001		
F1004		
J1007		
L1001		
M1001		
P1001		
S1001		

1100		
LAST SYMBOLS	MISS SYM	
CI117	XC1105	
CR1109	XCR1109	
E1107	XC1101	
K1101		
L1101		
J1002		
J1002-N		
XAI003-7		
J1002-P		
J1002-R		
J1002-J		
XAI005-15		
J1002-K		
J1002-T		
J1002-U		
J1002-V		
	AC1101-3	
	XC1101-6	

FOR A1003 AND A1004 SYMBOL CHARTS SEE APPROPRIATE SCHEMATICS.

QTY. REQ.	ITEM	PART NO.	DESCRIPTION	SYMBOL
LIST OF MATERIAL				
THE TECHNICAL MATERIEL CORP. MAMARONECK, NEW YORK				
<b>DIAGRAM, SCHEMATIC (AX5232) DRIVER DRAWER</b>				
FINAL APPROVAL	DATE			
MECH. DES.	DATE			
ELECT. DES.	DATE			
CHECKED	DATE			
DRAWN	DATE			
SIZE		CODE IDENT. NO.	DWG NO.	ISSUE
		82679	CK2179	A
SCALE		SHEET 1		OF 4