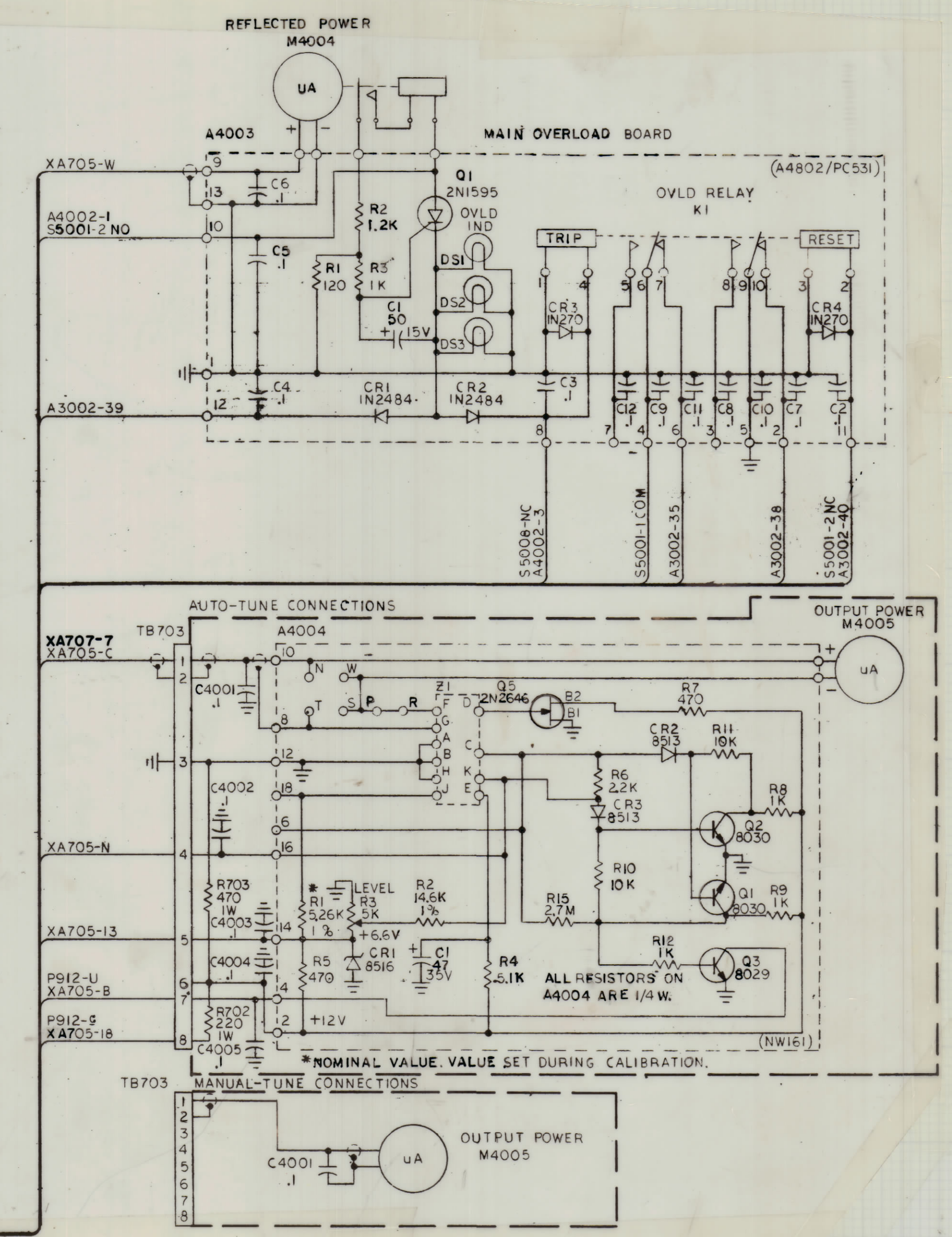
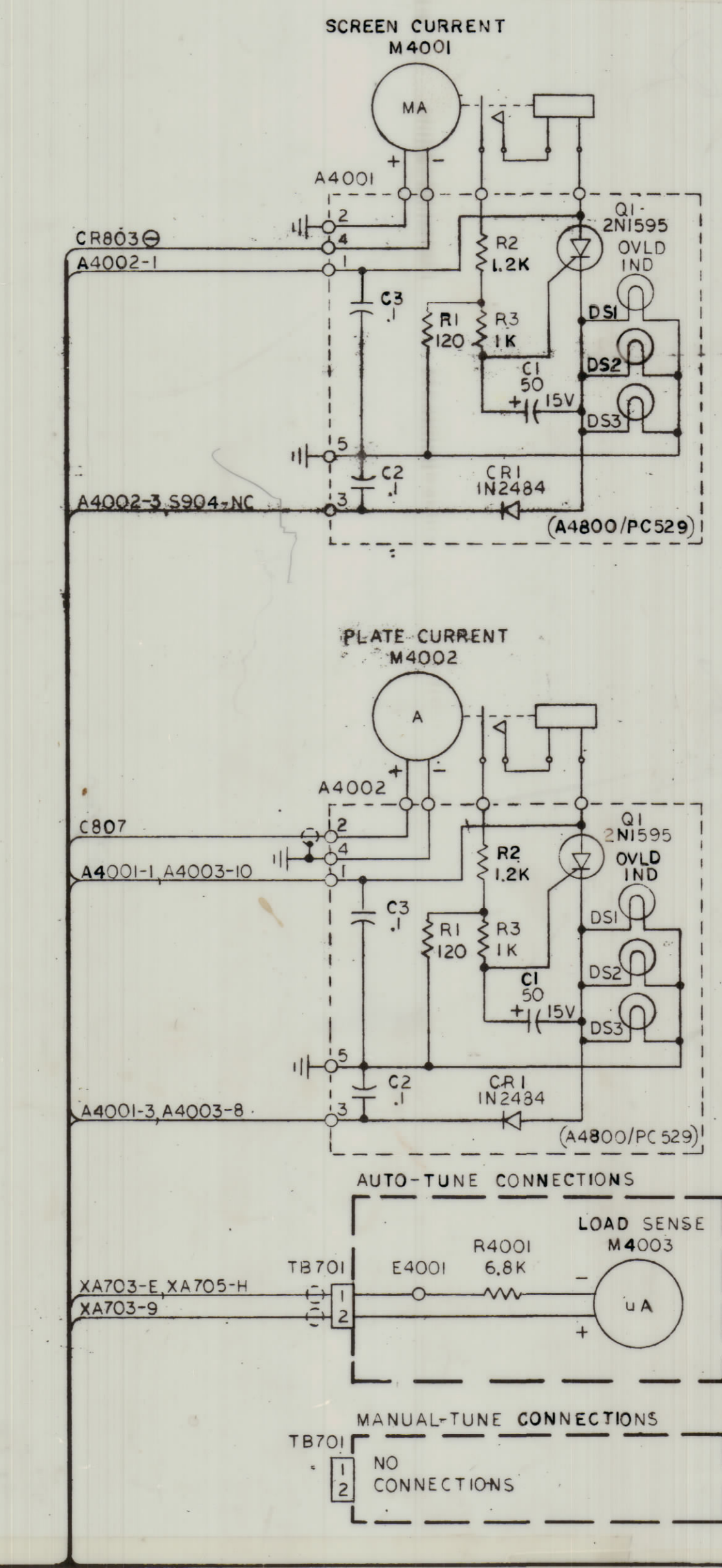
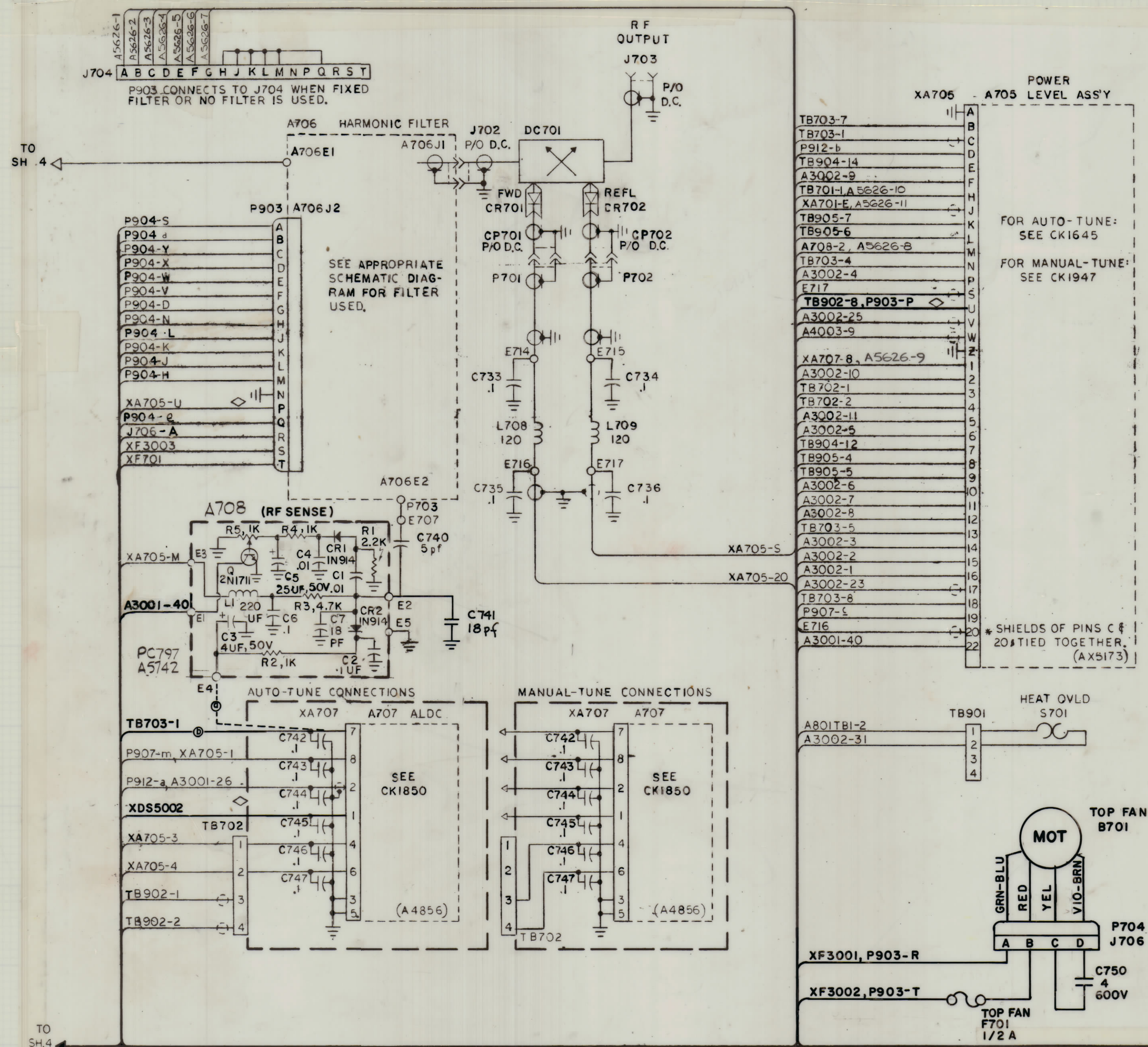


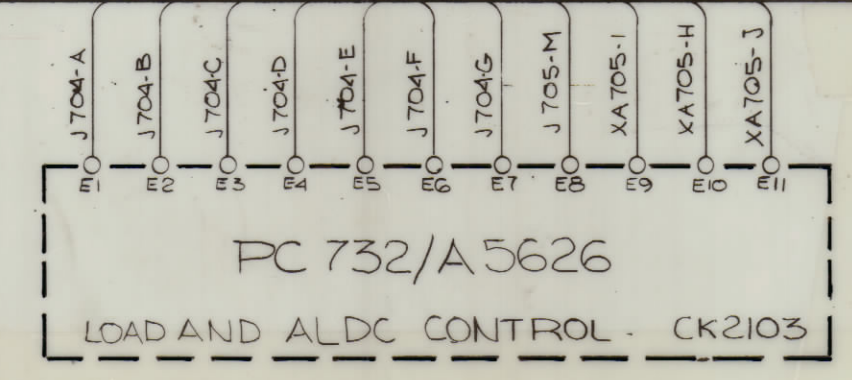
REVISIONS						
ZONE	LTR	DESCRIPTION	DATE	E.M.N.O	DRAFT	CHKD APPD
		ORIGINAL RELEASE	9-21-60			
A		A710 was A709 on sheets 1 and 3	12-9-61			



**NOTE 1.** PARTIAL REFERENCE DESIGNATIONS ARE SHOWN FOR COMPLETE DESIGNATION PREFIX THE PART DESIGNATION WITH THE SUB ASSEMBLY DESIGNATION.

**NOTE 2.** ◊ IS A REFERENCE INDICATOR FOR THE +24V REGULATED DC SUPPLY.

**NOTE 3.** UNLESS OTHERWISE SPECIFIED:  
ALL RESISTANCE VALUES IN OHMS 1/2 WATT.  
ALL CAPACITANCE VALUES IN MICROFARADS.  
ALL INDUCTANCE VALUES IN MICROHENRIES.



4000		A4001-A4002		A4003		A4004	
LAST SYM	MISS SYM	LAST SYM	MISS SYM	LAST SYM	MISS SYM	LAST SYM	MISS SYM
A4004		C3		C12		C1	E1,3,5,7
C4005		CR1		CR4		CR3	E18, 9,11,13,15,17
F4001		DS3		DS3		Q5	Q4
M4005		E5		E13		R15	R13,4
		Q1		K1		Z1	
			XDS3	Q1			
				R3			
				XDS3			
				XK1			

QTY. REQ.	ITEM	PART NO.	DESCRIPTION	SYMBOL
LIST OF MATERIAL				
THE TECHNICAL MATERIEL CORP. MAMARONECK, NEW YORK				
DIAGRAM MAIN SCHEMATIC HFL ( )-10K REVISION B				
FINAL APPROVAL	DATE			
MECH. DES.	DATE			
ELECT. DES.	DATE			
CHECKED	DATE			
DRAWN	DATE			
SIZE		CODE IDENT. NO.	DWG. NO.	ISSUE
		82679	CK2177	A
SCALE				SHEET 5 OF 5