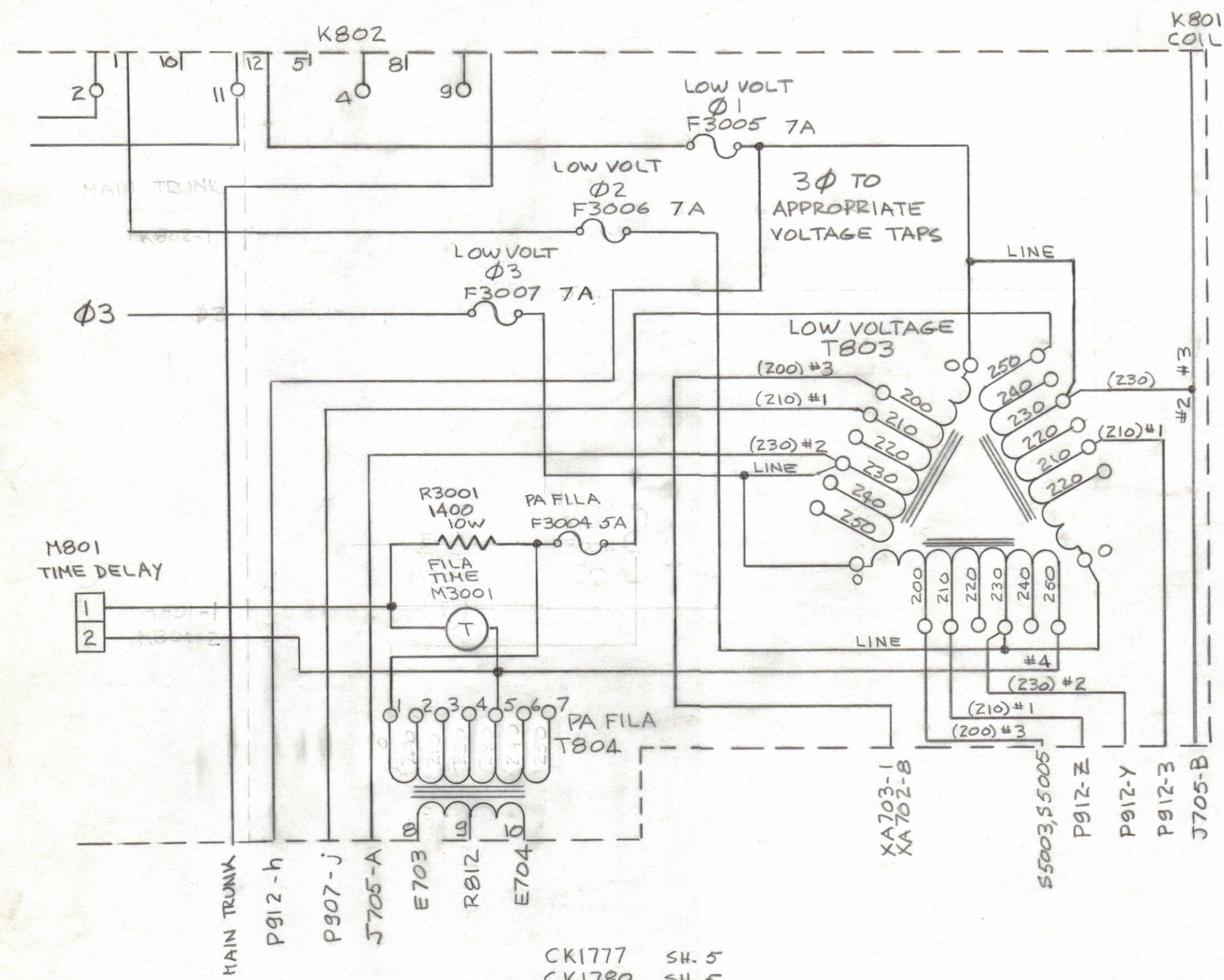
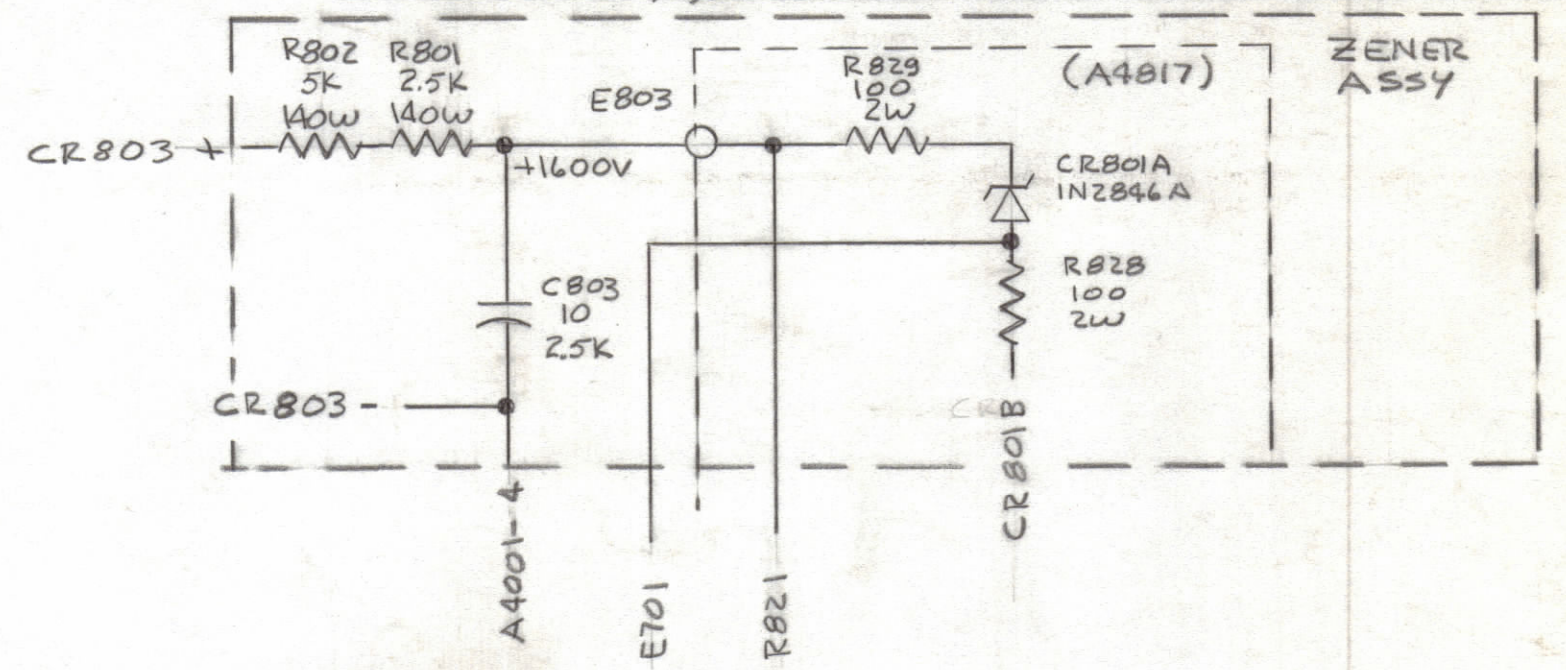


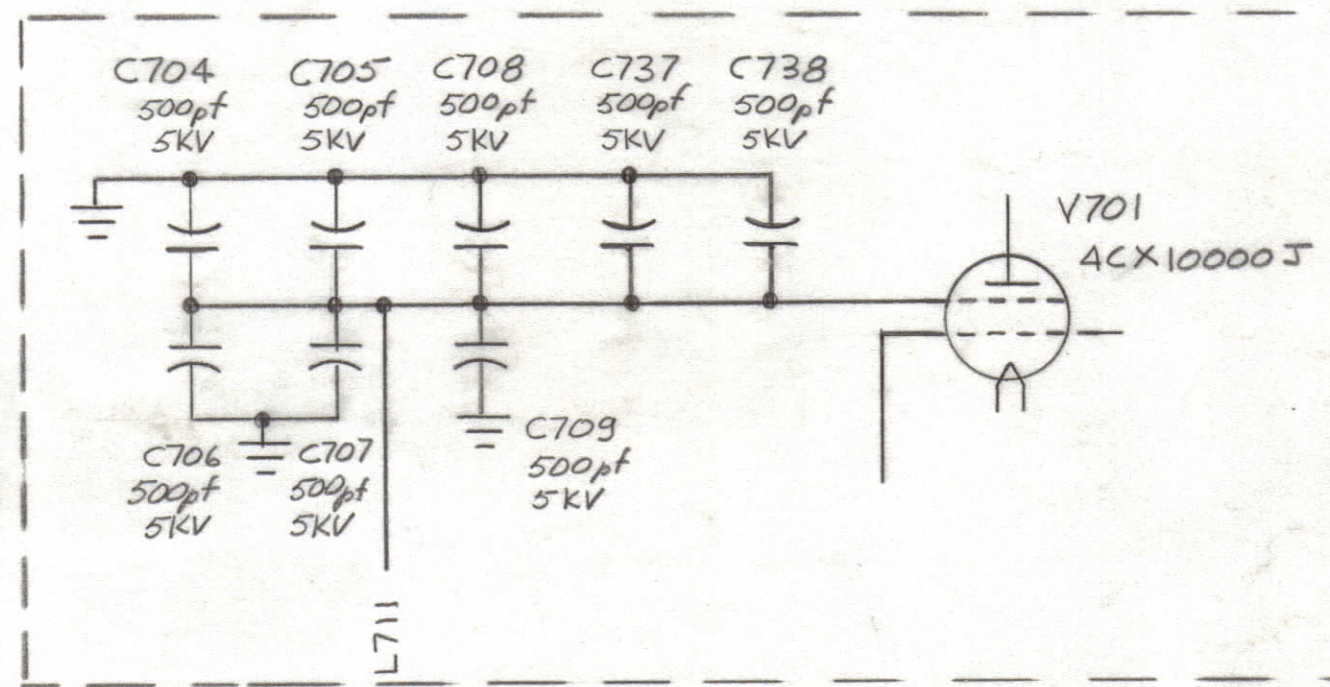
REVISIONS						
ZONE	LTR	DESCRIPTION	DATE	E.M.N.NO	DRAFT	CHKD APPD
	A	F3005, 6, #7 WERE 5A	6/18/72	20728		EP



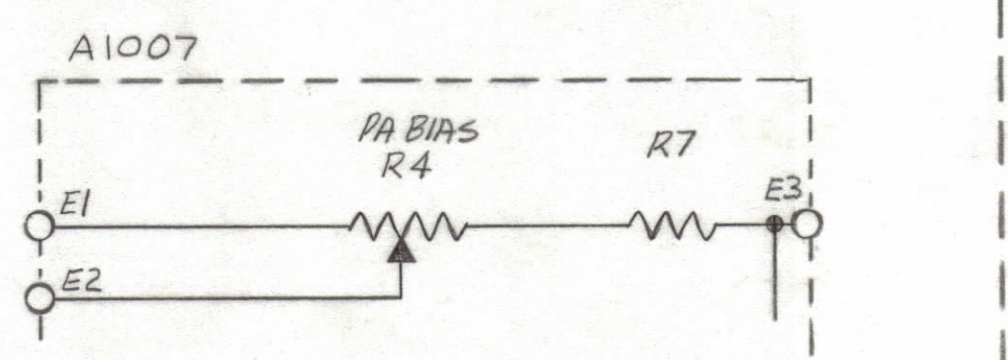
MODIFICATION OF T804 (TF383) TO PROVIDE 7.5V OUT FOR V701 FILAMENTS.



CK1777 SH.5
CK1780 SH.5
MODIFICATION OF ZENER BOARD TO PROVIDE +1400V SCREEN



CK1777 SH.2
CK1780 SH.2
MODIFICATION OF XV701



CK1776 SH.3
CK1779 SH.3
DELETION OF A1007 R1 TO CHANGE PA BIAS

QTY / UNIT	MODEL USED ON	ASS'Y NO.
APPLICATION		
CODE		
MATERIAL		
FINISH		

NOTICE TO PERSONS RECEIVING THIS DRAWING
THE TECHNICAL MATERIEL CORPORATION claims proprietary right in the material disclosed herein. This drawing is issued in confidence for engineering information only and may not be reproduced or used to manufacture anything shown herein without permission from THE TECHNICAL MATERIEL CORPORATION to the user. This drawing is loaned for mutual assistance and is subject to recall at any time.

UNLESS OTHERWISE SPECIFIED DIMENSIONS ARE IN INCHES AND INCLUDE CHEMICALLY APPLIED OR PLATED FINISHES

TOLERANCES ON

DECIMALS	FRACTIONS
.X \pm .05	\pm 1/64
.XX \pm .01	ANGLES
.XXX \pm .005	\pm 0° -30'

QTY. REQ.	ITEM	PART NO.	DESCRIPTION	SYMBOL
LIST OF MATERIAL				
THE TECHNICAL MATERIEL CORP. MAMARONECK, NEW YORK				
DIAGRAM, SCHEMATIC				
FINAL AMP REPLACEMENT MODIFICATION HFTM-10KJ				
SIZE	CODE IDENT.NO.	DWG NO.	ISSUE	
C	82679	CK1936	A	
SCALE	SHEET			OF

CK1936A B