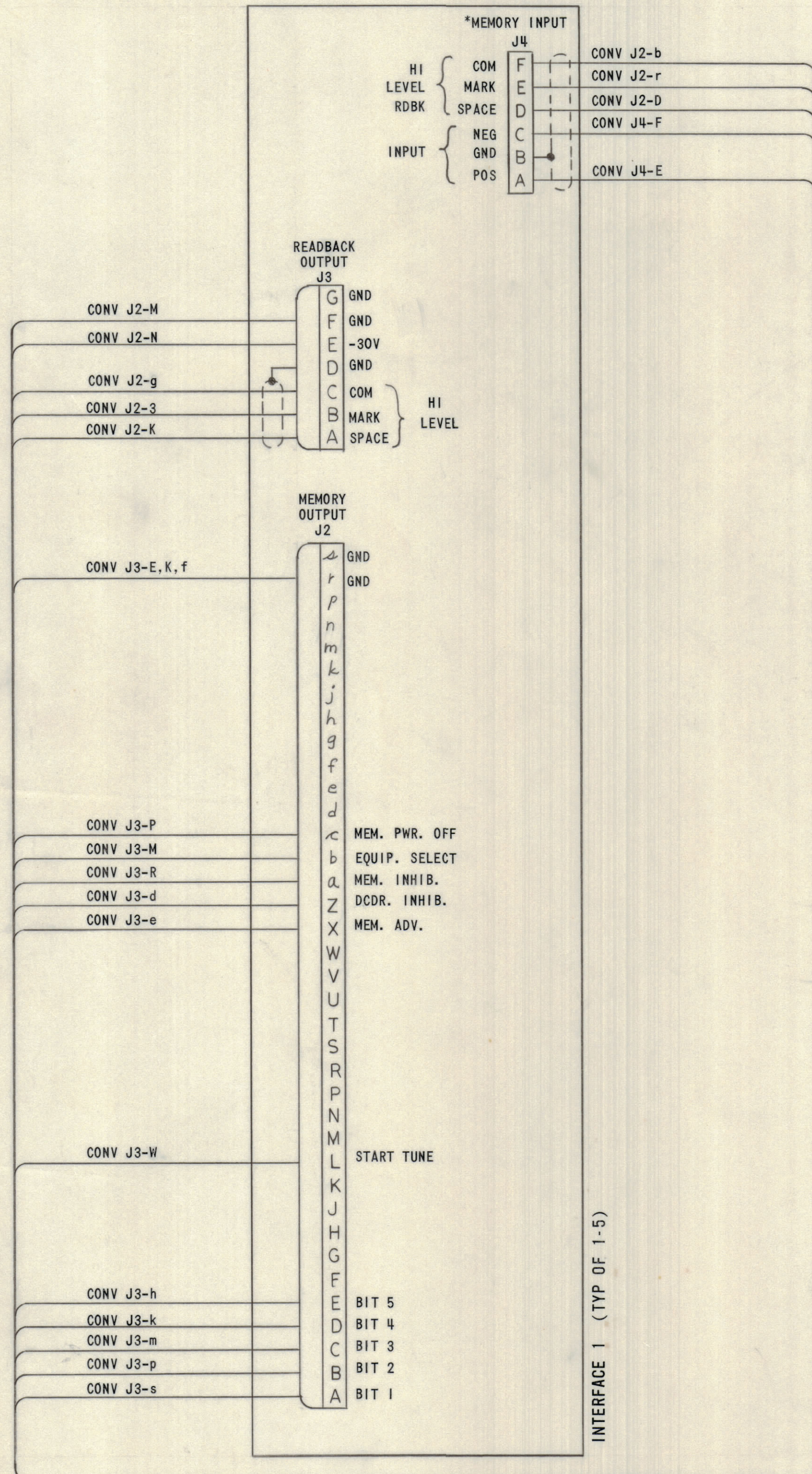
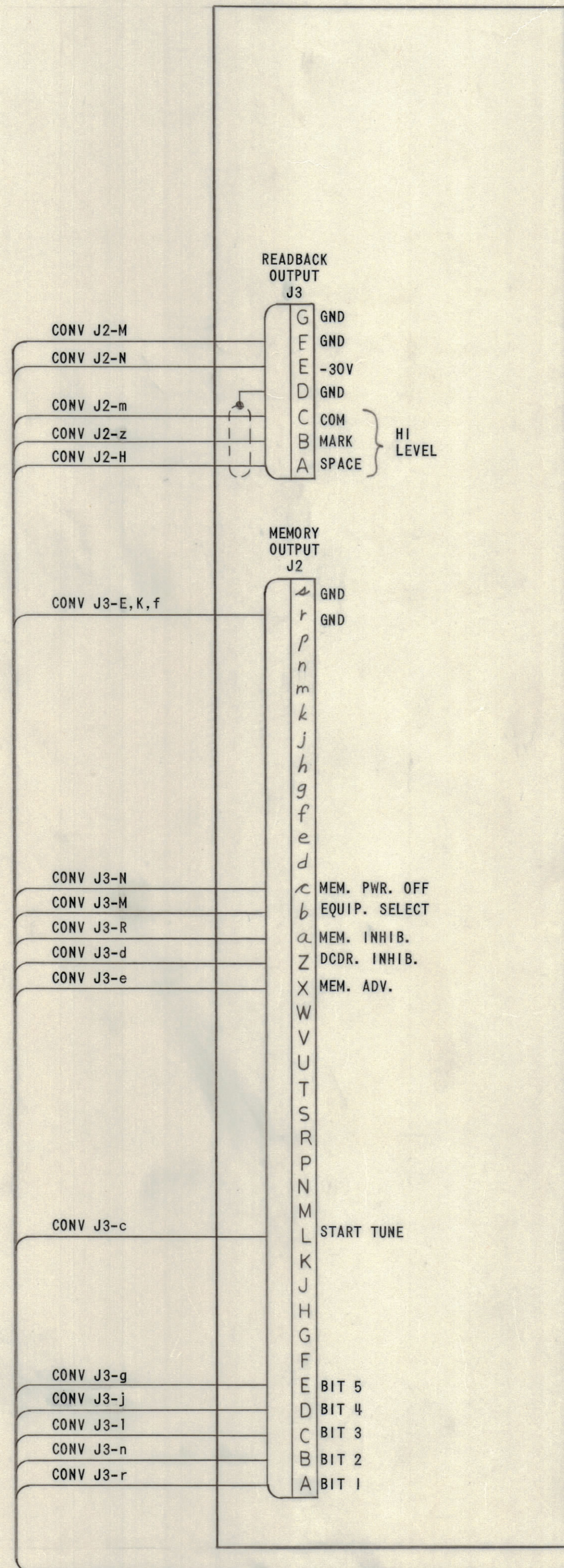


REVISIONS							
E.M.N.	DRAFT	CHKD	ZONE	LTR	DESCRIPTION	DATE	APPROVED
	0			0	ORIGINAL RELEASE FOR PRODUCTION	6/9/70	

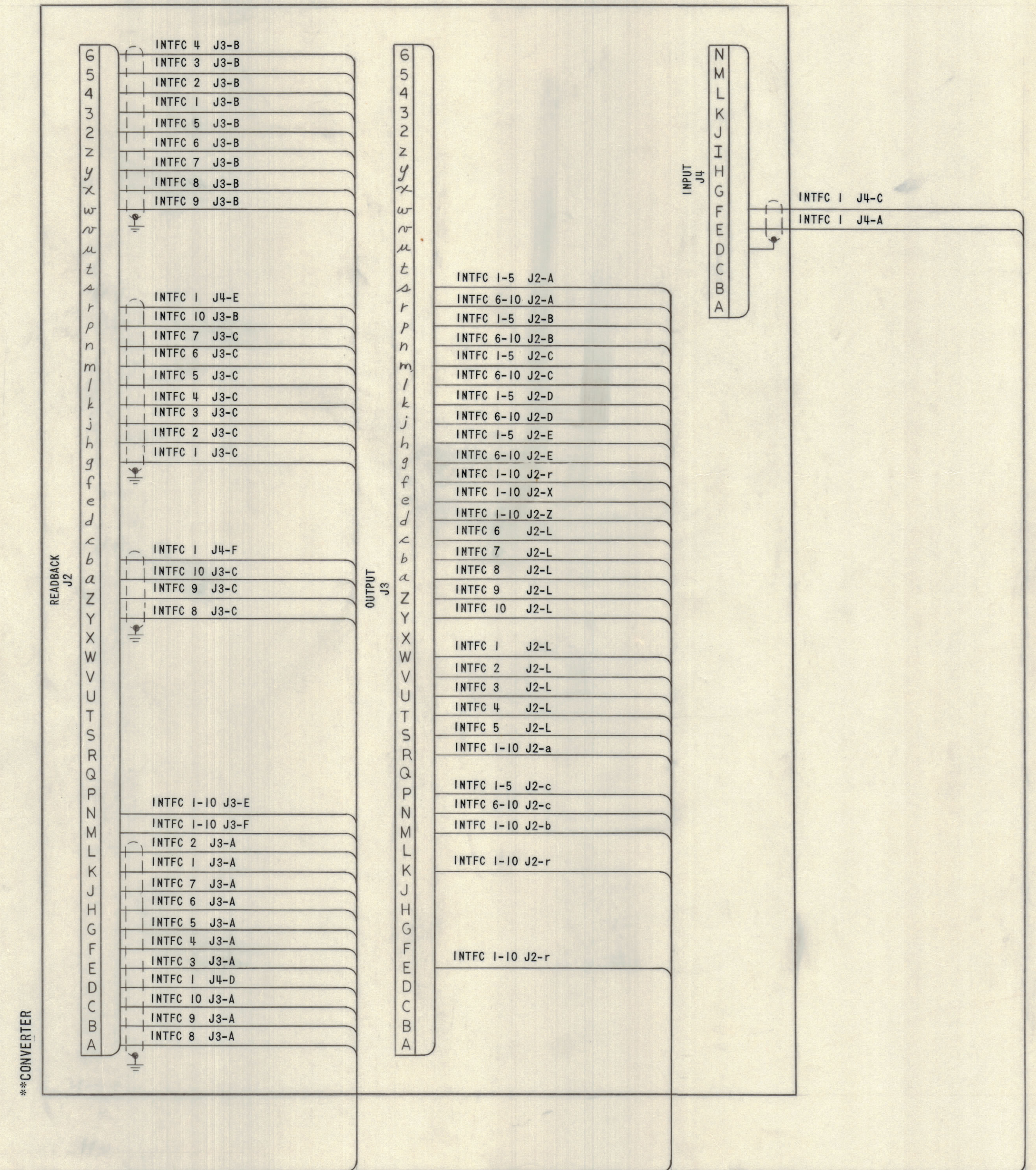
*CAN BE LOCATED AT ANY CONVENIENT INTFC



INTERFACE 1 (TYP OF 1-5)



INTERFACE 6 (TYP OF 6-10)



**CONVERTER

** CAN BE LOCATED ANY CONVENIENT AREA

DDRR-10N2		ASS'Y NO.	
QTY / UNIT	MODEL USED ON	ASS'Y NO.	
APPLICATION			
CODE			
MATERIAL			
FINISH			

UNLESS OTHERWISE SPECIFIED DIMENSIONS ARE IN INCHES AND INCLUDE CHEMICALLY APPLIED OR PLATED FINISHES

TOLERANCES ON
 DECIMALS .X ± .05
 .XX ± .01
 .XXX ± .005
 FRACTIONS ± 1/64
 ANGLES ± 0° - 30'

QTY. REQ.	ITEM	PART NO.	DESCRIPTION	SYMBOL
LIST OF MATERIAL				
THE TECHNICAL MATERIEL CORP. MAMARONECK, NEW YORK				
DIAGRAM, CBL, INT				
SIZE		CODE	IDENT NO.	DWG NO.
D		82679	CK1763	
SCALE				SHEET OF

NOTICE TO PERSONS RECEIVING THIS DRAWING
 THE TECHNICAL MATERIEL CORPORATION claims proprietary right in the material disclosed herein. This drawing is issued in confidence for engineering information only and may not be reproduced or used to manufacture anything shown herein without permission from THE TECHNICAL MATERIEL CORPORATION to the user. This drawing is loaned for mutual assistance and is subject to recall at any time.