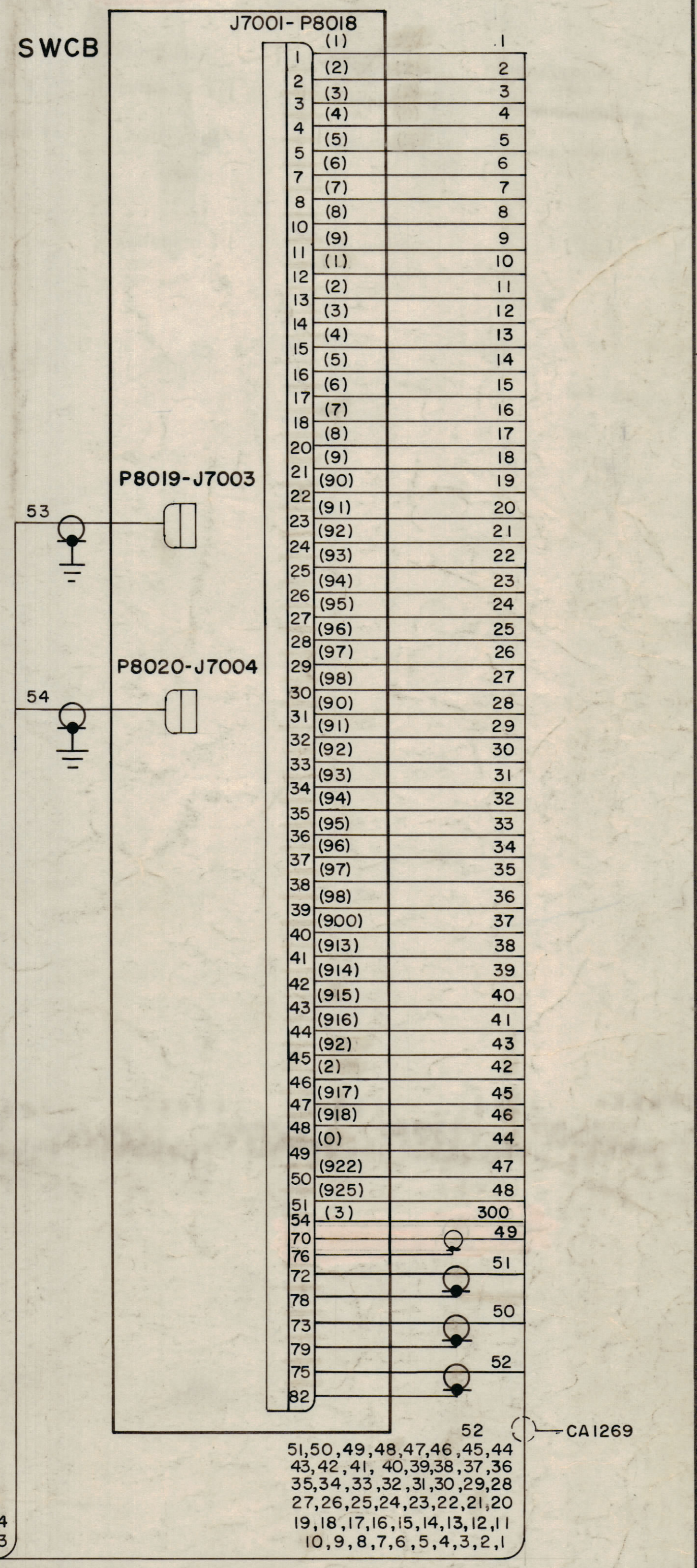
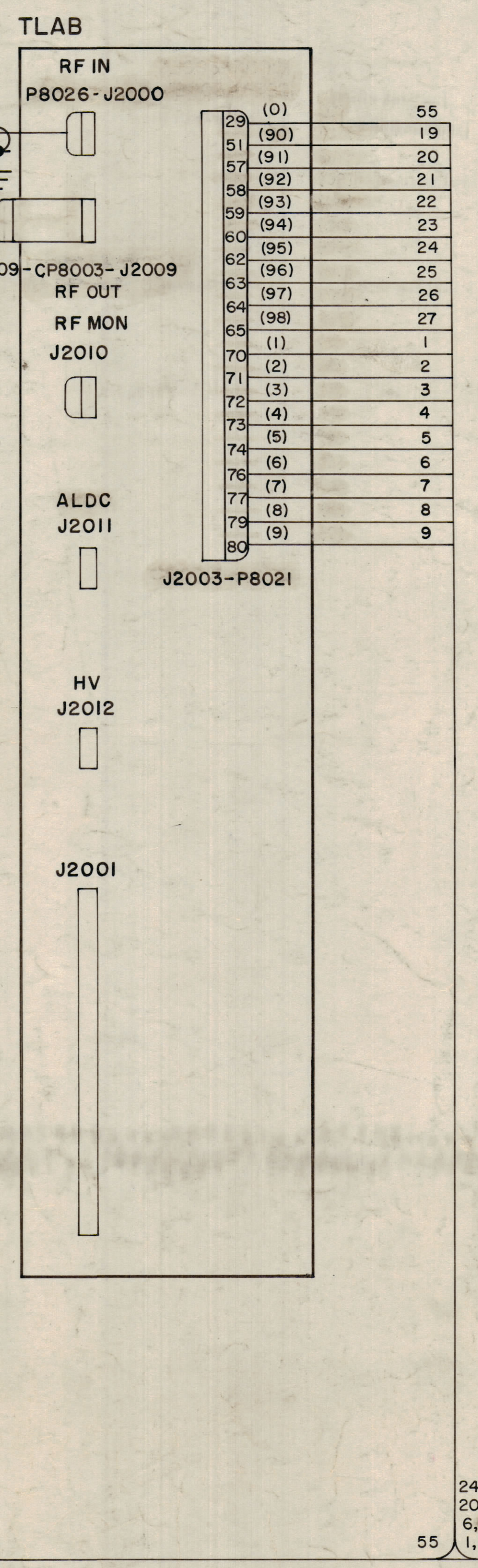
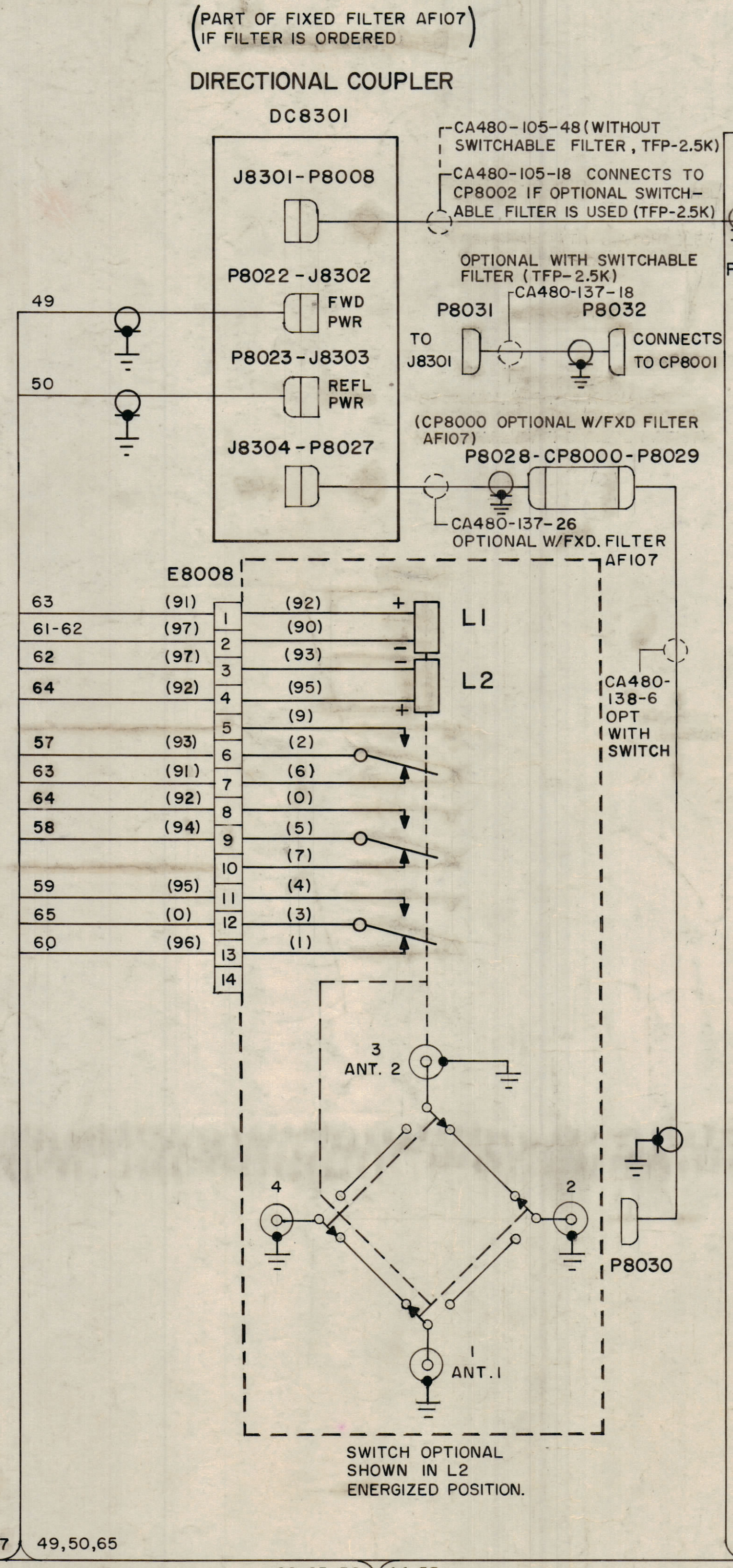
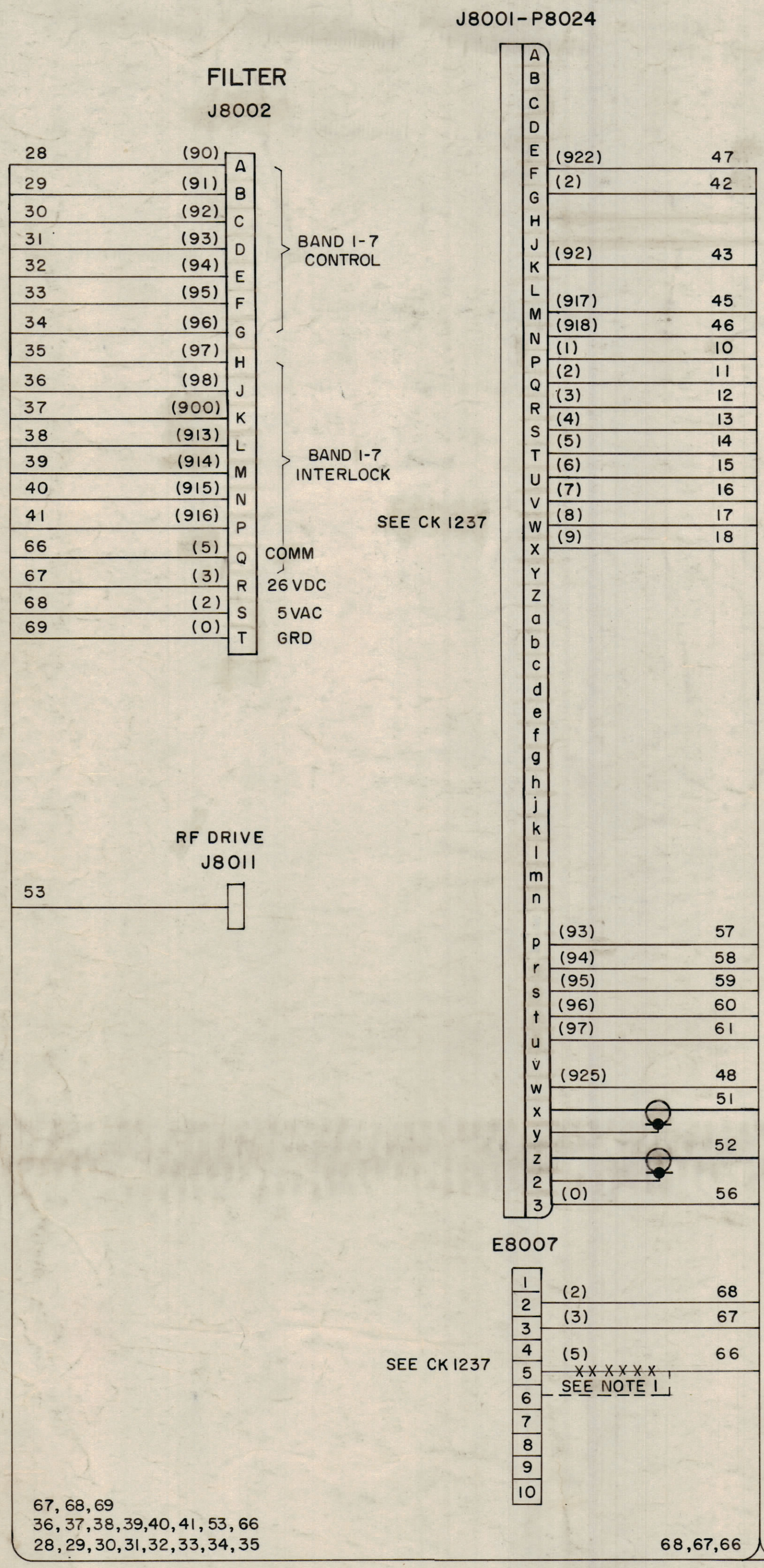


ZONE		LTR	DESCRIPTION	DATE	E.M.N.NO	DRAFT	CHKD	APPD
X			DC8301 & TLAB REVISED	3/2/67		RME		
			ORIGINAL RELEASE FOR PRODUCTION	4/3/67	8	CV		
A			ON J8001 IT WAS FIN 9	1-5-73	20975	CE		
B			ON SWCB P8018 PIN 54 & CONNS ADD	1-10-74	21196	SAL		



NOTES:

- CONNECT AS SHOWN \*\*\* FOR REMOTE H.V. CONTROL.  
CONNECT AS SHOWN --- FOR LOCAL H.V. CONTROL.
- NUMBERS SHOWN IN ( ) PARENTHESIS DENOTES COLORS OF WIRES.

QTY. REQ.	ITEM	PART NO.	DESCRIPTION	SYMBOL
	BUDETTI LIST OF MATERIAL			
	THE TECHNICAL MATERIEL CORP. MAMARONECK, NEW YORK			
	DIAGRAM, WIRING			
	SIZE CODE IDENT. NO. DWG. NO. ISSUE			
	D 82679 CK1235 B			
	SCALE SHEET 1 OF 1			

1	RAK110-2P/TST( )2.5K
QTY / UNIT	MODEL USED ON ASS'Y NO.
APPLICATION	
CODE	
MATERIAL	
FINISH	

UNLESS OTHERWISE SPECIFIED DIMENSIONS ARE IN INCHES AND INCLUDE CHEMICALLY APPLIED OR PLATED FINISHES	FINAL APPROVAL: [Signature] DATE: 4/3/67
TOLERANCES ON	ELECT. DES. DATE: 30 MAR 67
DECIMALS .X ± .05	CHECKED: [Signature] DATE:
FRACTIONS ± 1/64	DRAWN: E.S.F./J.R.K. DATE: 1-16-67
ANGLES ± 0° - 30'	

NOTICE TO PERSONS RECEIVING THIS DRAWING

THE TECHNICAL MATERIEL CORPORATION claims proprietary right in the material disclosed hereon. This drawing is issued in confidence for engineering information only and may not be reproduced or used to manufacture anything shown hereon without permission from THE TECHNICAL MATERIEL CORPORATION to the user. This drawing is loaned for mutual assistance and is subject to recall at any time.