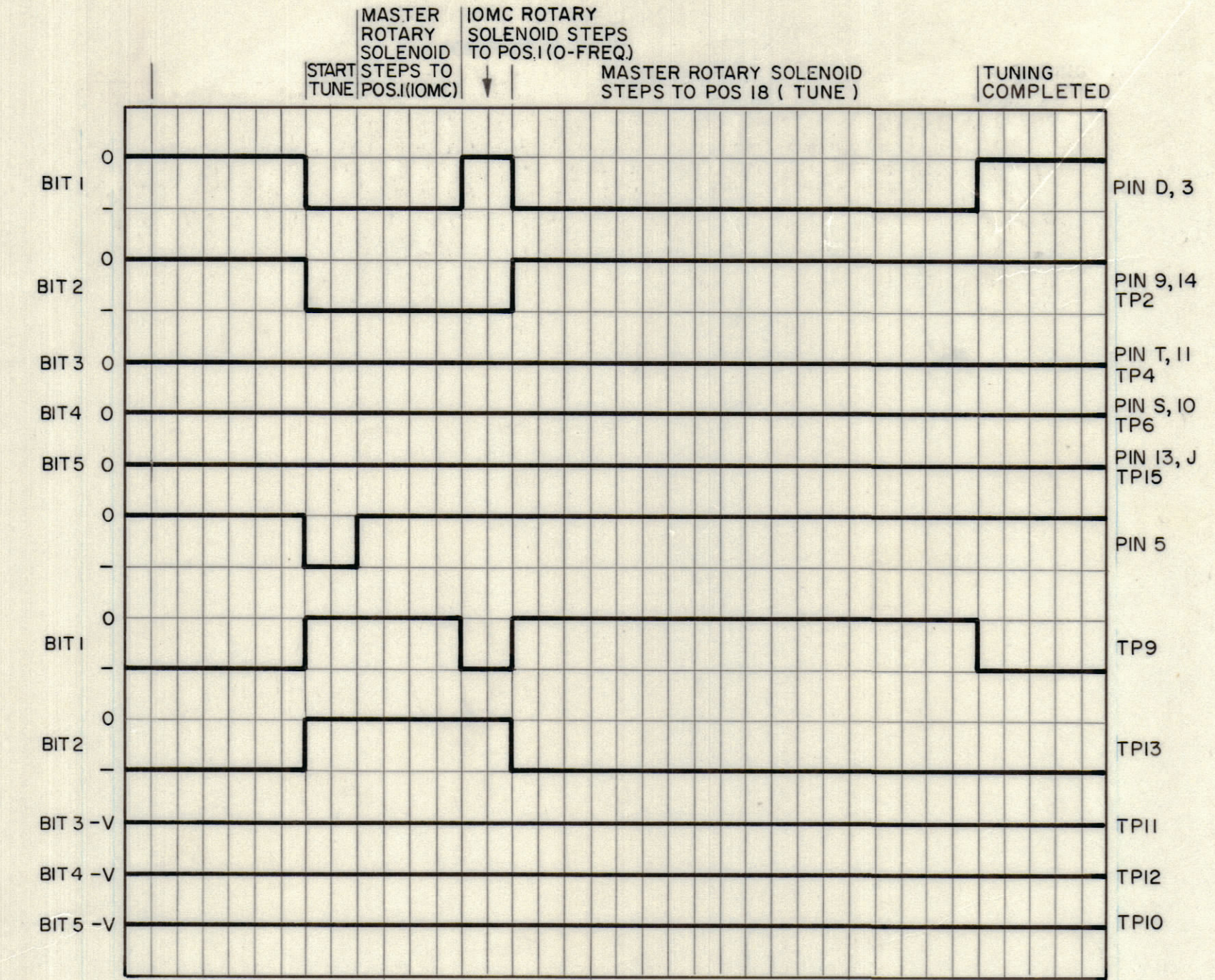
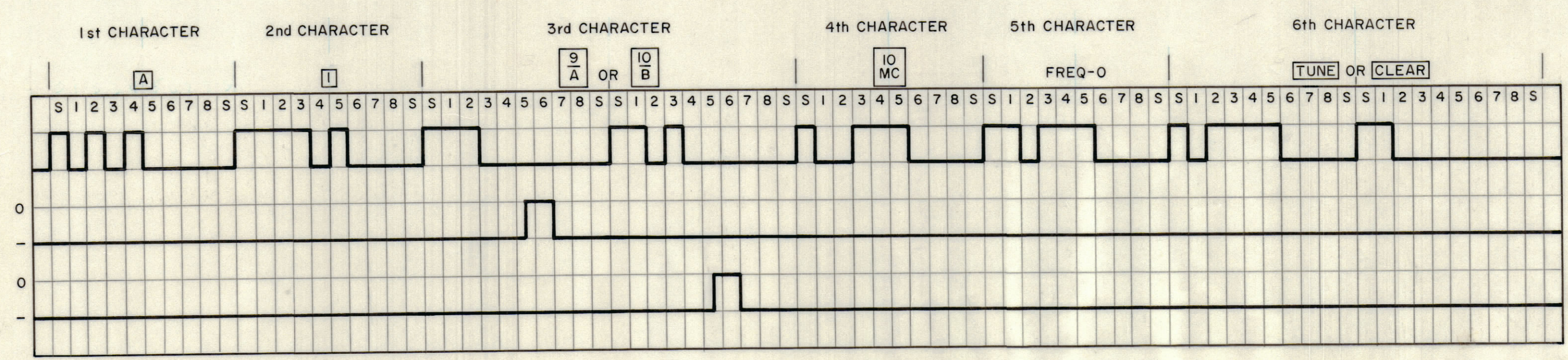
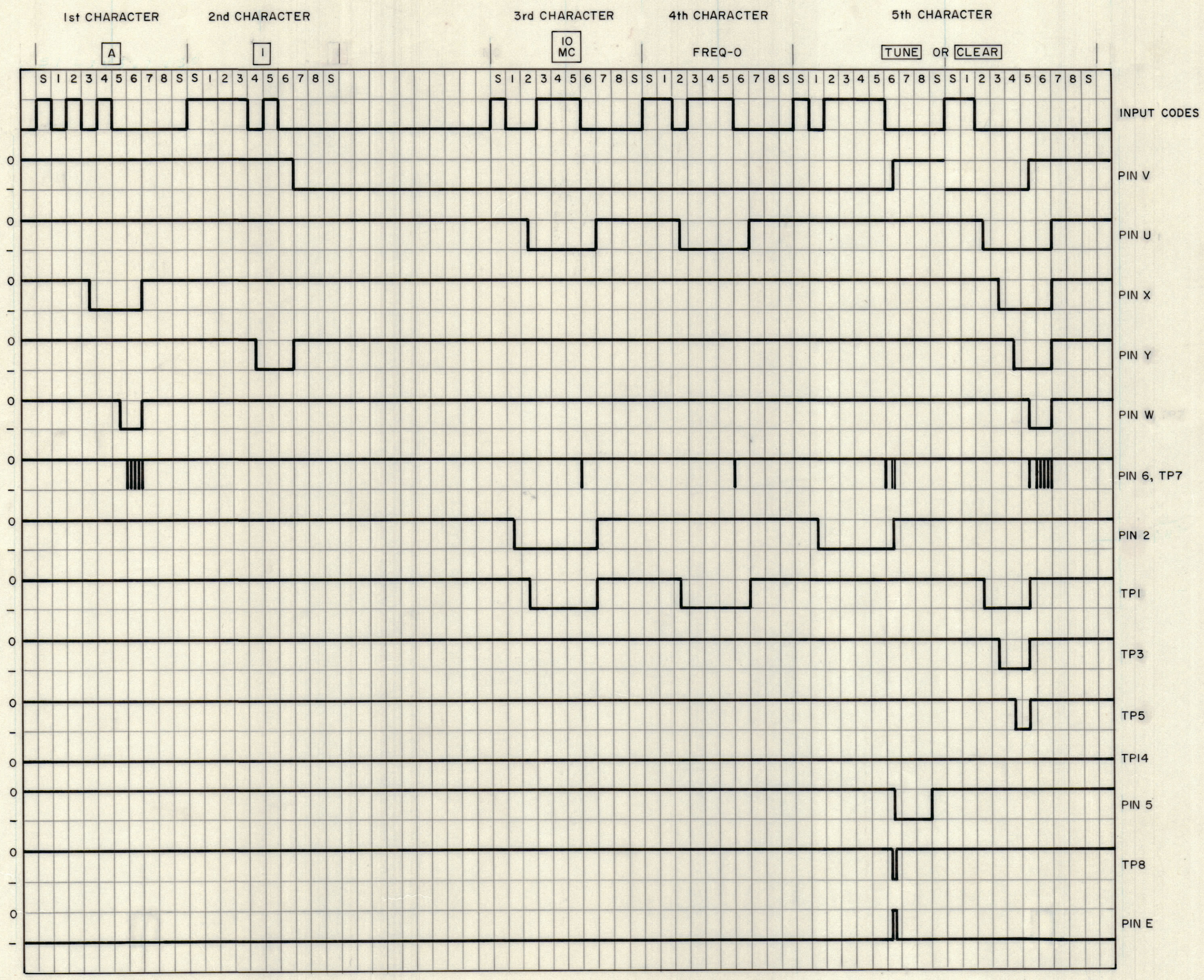


REVISIONS							
E.M.N.O.	DRAFT	CHKD	ZONE	LTR	DESCRIPTION	DATE	APPROVED
	2/1			X	EXP. RELEASE	6/15/70	
	2/1			X	REV. & CLARIFIED	8/23/70	
	0/1			X	ORIGINAL RELEASE FOR PRODUCTION	10/27/70	

TYPICAL DECODER OPERATION FOR PROGRAM AI IOMC O-FREQ. TUNE



PINS 1, A, Z, 22, C -GND
 PIN 4 -12V SUPPLY
 PIN 20 +12V SUPPLY
 PIN 21 -27V SUPPLY



PULSE IS SEEN WHEN TERMINATED WITH 1.2K OHM RESISTOR TO -12V

5670

FIG-4-13

QTY / UNIT	RTMU	A 4710
APPLICATION		
CODE		
<small>NOTICE TO PERSONS RECEIVING THIS DRAWING</small> <small>THE TECHNICAL MATERIEL CORPORATION claims proprietary right in the material disclosed herein. This drawing is issued in confidence for engineering information only and may not be reproduced or used to manufacture anything shown herein without permission from THE TECHNICAL MATERIEL CORPORATION to the user. This drawing is loaned for mutual assistance and is subject to recall at any time.</small>		

QTY. REQ.	ITEM	PART NO.	DESCRIPTION	SYMBOL
LIST OF MATERIAL				
THE TECHNICAL MATERIEL CORP. MAMARONECK, NEW YORK				
TIMING CHART A7, A8 RTMU-41, 42				
SIZE CODE IDENT NO DWG NO. ISSUE				
D		82679	CH 802	8
SCALE SHEET 7 OF 10				