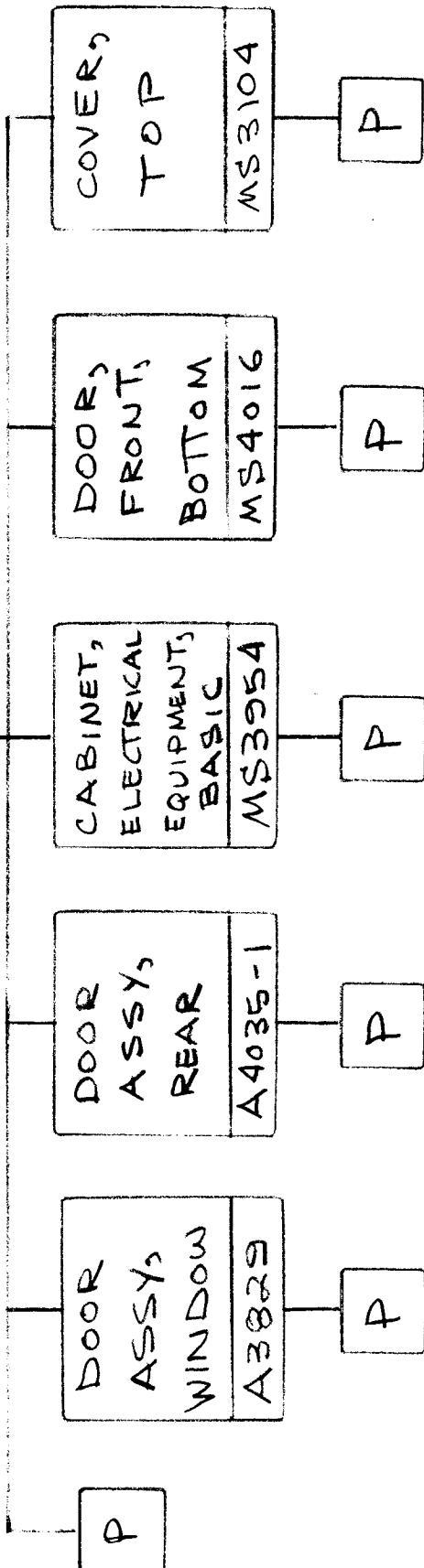


REFERENCE DRAWINGS AND SPECS

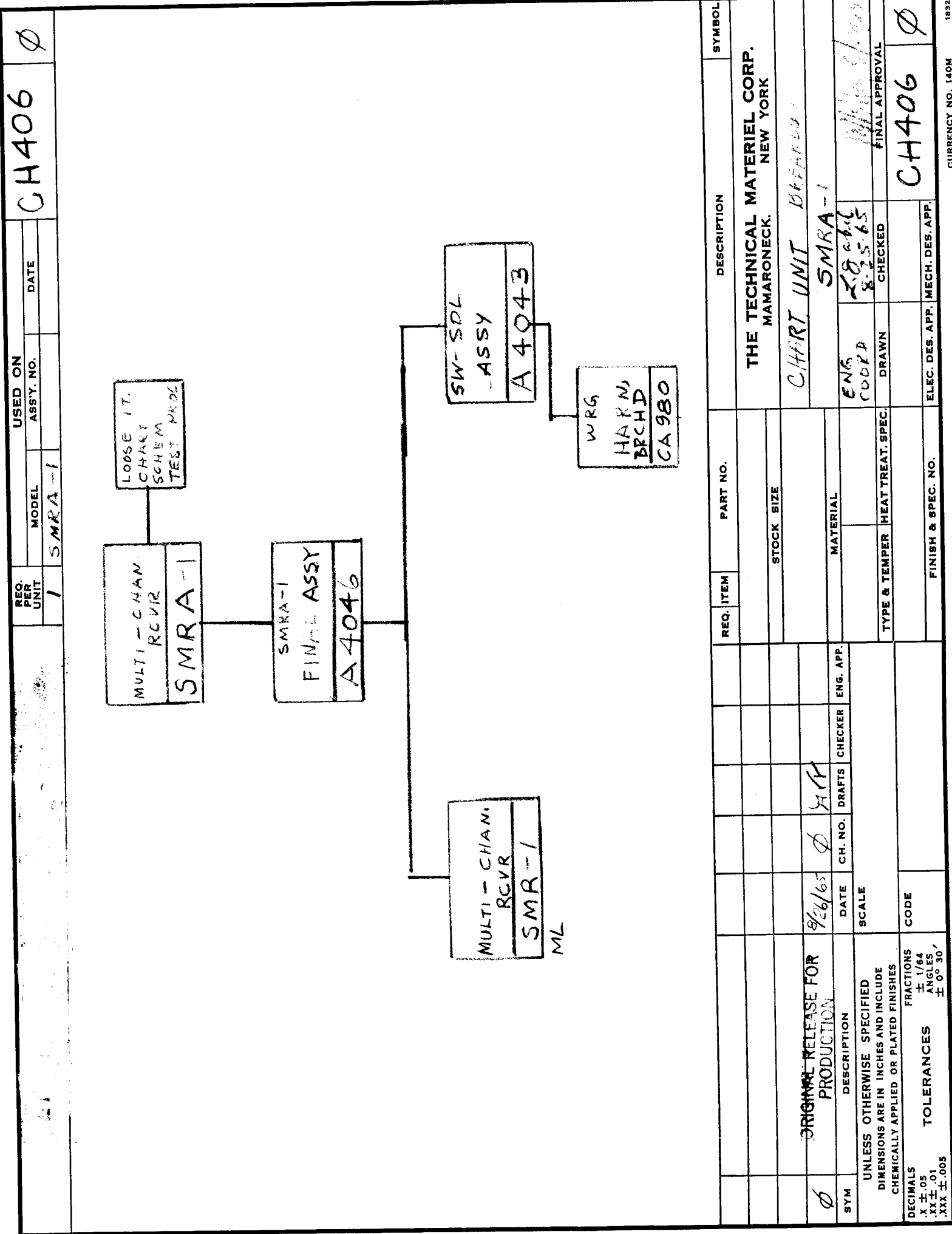
CABINET, ELECTRICAL EQUIPMENT
 RAK-75-1

RAK-75-1 FINAL ASSY
 A3736



REQ. ITEM	PART NO.	DESCRIPTION	SYMBOL
		THE TECHNICAL MATERIEL CORP. MAMARONECK, NEW YORK	
		CHART'S UNIT	
		BREAKDOWN	
		T. MEEMAN 12/29/64	
		DRAWN	CHECKED
		FINAL APPROVAL	
		CH 405	

SYM	DESCRIPTION	DATE	CH. NO.	DRAFTS	CHECKER	ENG. APP.
	UNLESS OTHERWISE SPECIFIED DIMENSIONS ARE IN INCHES AND INCLUDE CHEMICALLY APPLIED OR PLATED FINISHES					
	TOLERANCES					
	DECIMALS					
	.XX ± .01					
	.XXX ± .005					
	FRACTIONS					
	± 1/64					
	ANGLES					
	± 0° 30'					



CH406

USED ON
ASSY. NO.
DATE

REQ. PER UNIT
1

MODEL
SMRA-1

SYMBOL

DESCRIPTION
THE TECHNICAL MATERIEL CORP.
MAMARONECK. NEW YORK

STOCK SIZE

MATERIAL

TYPE & TEMPER

HEAT TREAT. SPEC.

FINISH & SPEC. NO.

ENG. APP.

CHECKER

DRAFTS

CH. NO.

DATE

SCALE

DESCRIPTION

UNLESS OTHERWISE SPECIFIED
DIMENSIONS ARE IN INCHES AND INCLUDE
CHEMICALLY APPLIED OR PLATED FINISHES

TOLERANCES

FRACTIONS

± 1/64

ANGLES

± 0° 30'

DECIMALS

.X ± .05

.XX ± .01

.XXX ± .005

DATE

9/26/65

SCALE

DESCRIPTION

ORIGINAL RELEASE FOR
PRODUCTION

CODE

CHART UNIT

BEARINGS

SMRA-1

ENG. COOPD

8.25.65

CHECKED

FINAL APPROVAL

CH406

ELEC. DES. APP.

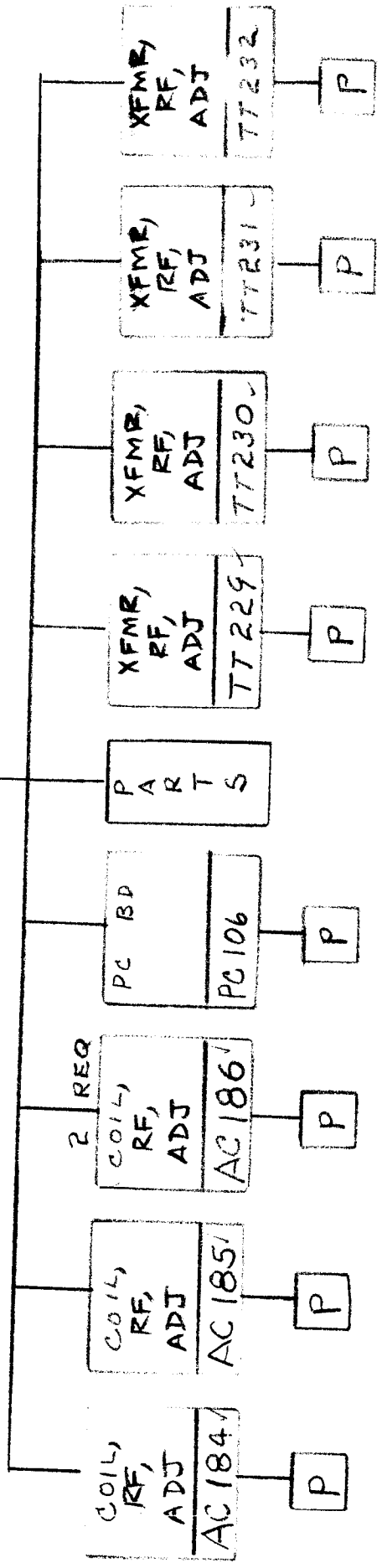
MECH. DES. APP.

SYMBOL

∅

REQ. PER UNIT	MODEL	USED ON	DATE
1	VLRB-1	ASSY. NO. A3655	
			CH 419

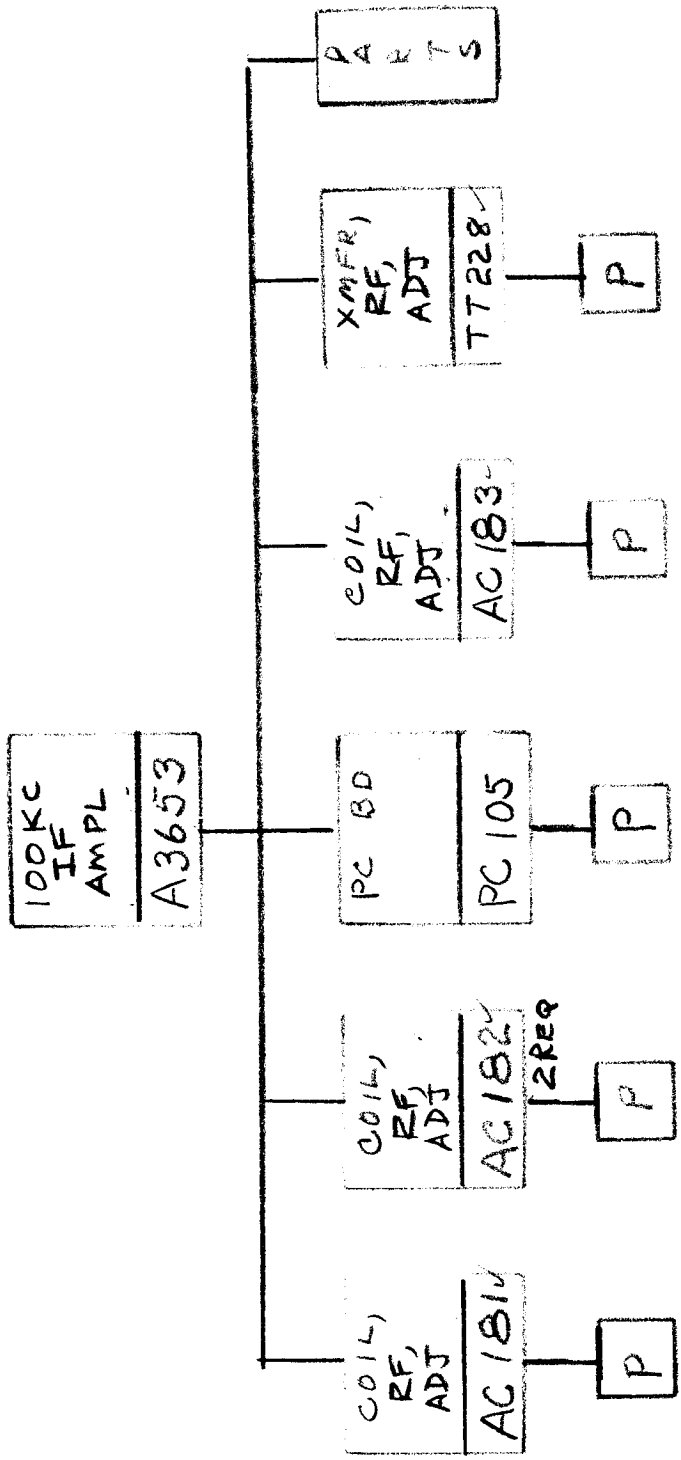
6.5MC
OSC
A3655



REQ. ITEM	PART NO.	DESCRIPTION	SYMBOL
		THE TECHNICAL MATERIEL CORP. MAMARONECK. NEW YORK	
		CHART, UNIT BKDN	
ISSUE ITEM	CHANGED FROM	DATE	CH. NO.
∅		7-7-65	
TOLERANCES		SCALE:	ENG. APP.
DEC. DIM. ±			
FRAC. DIM. ±			
ANGULAR DIM. ±			
TOLERANCES		TYPE & TEMPER	CHECKER
		HEAT TREAT. SPEC.	
		MATERIAL	
		FINISH & SPEC. NO.	
		ELEC. DES. APP.	
		MECH. DES. APP.	
		STOCK SIZE	
		MAXIMUM ALLOWABLE TOLERANCES HAVE BEEN DETERMINED AND ANY DEVIATIONS WILL BE CAUSE FOR REJECTION. REMOVE ALL BURRS AND SHARP EDGES	
		A. KLEIN	L. GABEL
		DRAWN	7-1-65
		CHECKED	7/8/65
			FINAL APPROVAL
			CH 414

REQ. PER UNIT	MODEL	ASSY. NO.	DATE
1	VLRB/A3653		

CH415

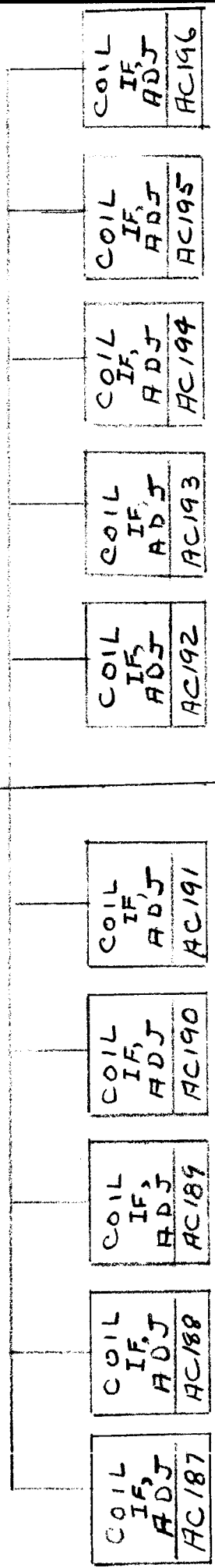


REQ. ITEM	PART NO.	DESCRIPTION	SYMBOL
		THE TECHNICAL MATERIEL CORP. MAMARONECK, NEW YORK	
		CHART, UNIT BKDN	
		AKLEIN	7-9-65
		DRAWN	7/8/65
		CHECKED	
		HEAT TREAT. SPEC.	
		FINISH & SPEC. NO.	CH415
		ELEC. DES. APP.	
		MECH. DES. APP.	
		FINAL APPROVAL	

SCALE: MAXIMUM ALLOWABLE TOLERANCES HAVE BEEN DETERMINED AND ANY DEVIATIONS WILL BE CAUSE FOR REJECTION. REMOVE ALL BURRS AND SHARP EDGES

REQ. PER UNIT	USED ON	CH 418 Ø
MODEL	ASSY. NO.	
VLRB-1	A3681	
DATE		

LOCAL
OSC
A3681

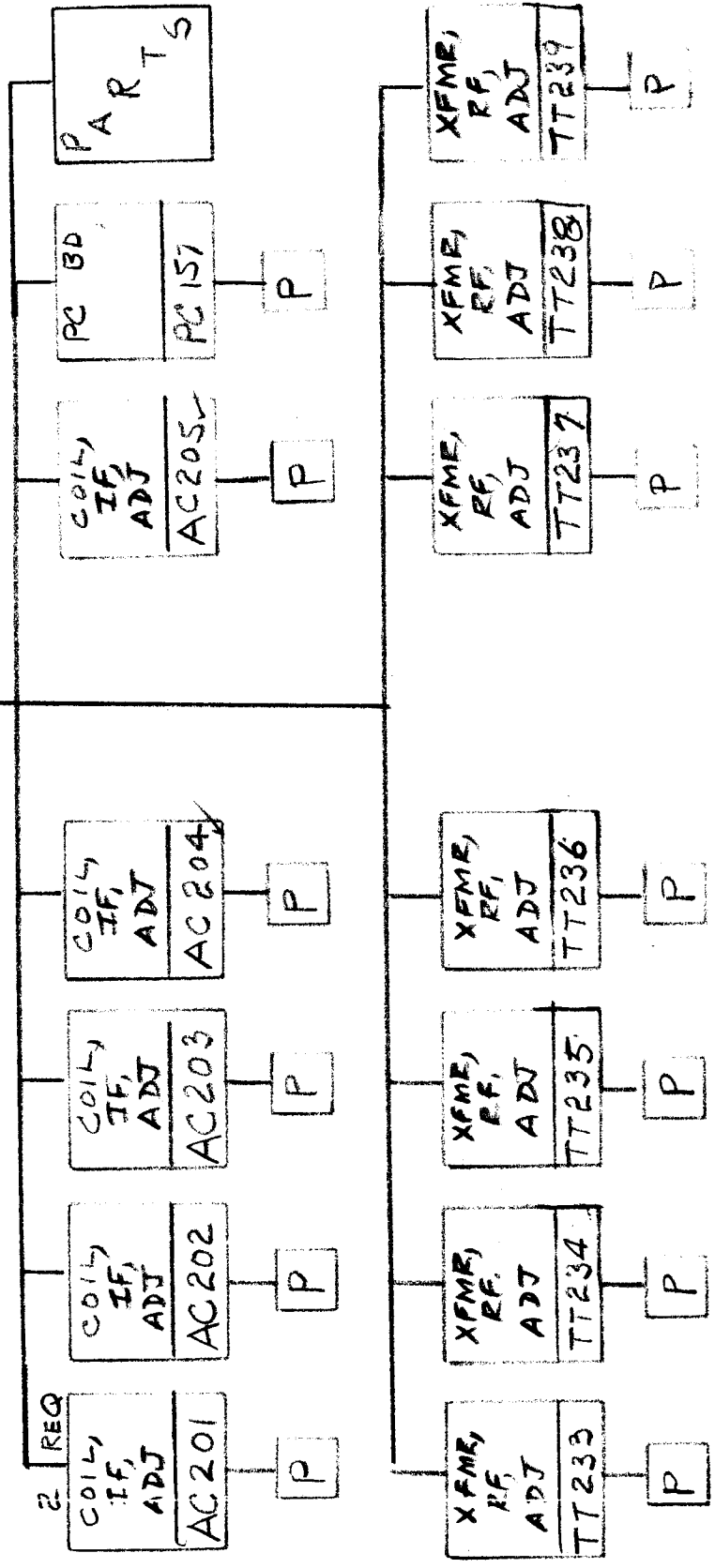


REQ. ITEM	PART NO.	DESCRIPTION	SYMBOL
		THE TECHNICAL MATERIEL CORP. MAMARONECK. NEW YORK	
	STOCK SIZE	CHART, UNIT BKDN	
	MATERIAL	A. KLEIN	
	HEAT TREAT. SPEC.	L. GABEL 7-2-65	
	TYPE & TEMPER	DRAWN	
	CHECKER	Checked	
	ENG. APP.	Final Approval	
	DATE	7/7/65	
	SCALE		
	CH. NO.		
	DRAFTS	2	
	DESCRIPTION	ORIGINAL RELEASE FOR PRODUCTION	
	UNLESS OTHERWISE SPECIFIED DIMENSIONS ARE IN INCHES AND INCLUDE CHEMICALLY APPLIED OR PLATED FINISHES		
	TOLERANCES	FRACTIONS ± 1/64 ANGLES ± 0° 30'	
	DECIMALS	.X ± .05 .XX ± .01 .XXX ± .005	
	FINISH & SPEC. NO.		
	ELEC. DES. APP.		
	MECH. DES. APP.		
			CH 418 Ø

CH431

REQ. UNIT	1
MODEL	LFSB-1
ASSY. NO.	A3791
DATE	

OUTPUT MIX & MULT MODULE
A3791

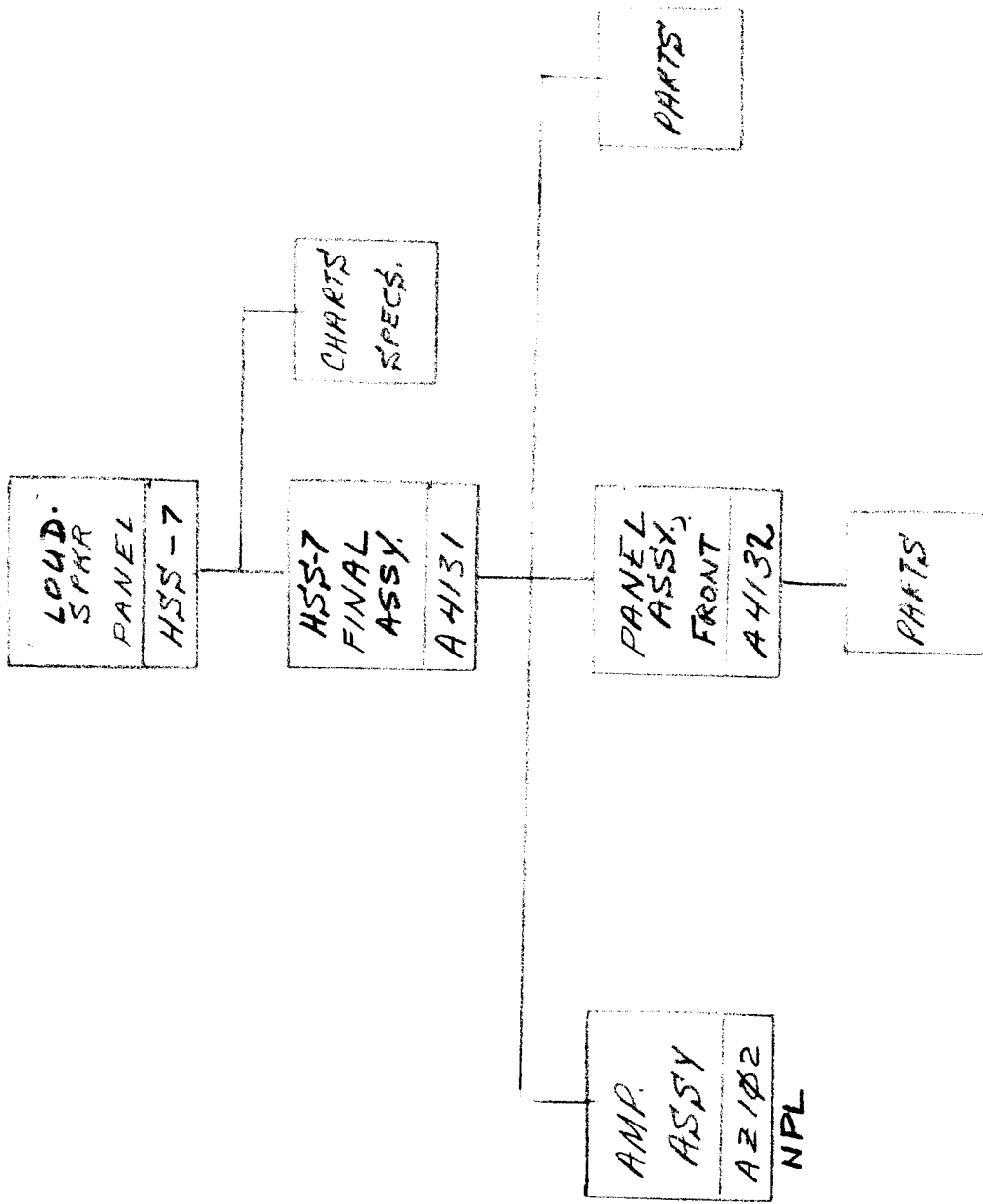


REQ. ITEM	PART NO.	DESCRIPTION	SYMBOL
		THE TECHNICAL MATERIEL CORP. MAMARONECK. NEW YORK	
		STOCK SIZE	
		MATERIAL	
		TYPE & TEMPER	
		HEAT TREAT. SPEC.	
		FINISH & SPEC. NO.	
		CHART, UNIT BREAKDOWN	
		A. KLEIN	
		L. GABEL	
		7-26-65	
		CHECKED	
		DRAWN	
		FINAL APPROVAL	
			CH431

TOLERANCES
 DEC. DIM. ±
 FRAC. DIM. ±
 ANGULAR DIM. ±

SCALE:
 MAXIMUM ALLOWABLE TOLERANCES HAVE BEEN DETERMINED AND ANY DEVIATIONS WILL BE CAUSE FOR REJECTION.
 REMOVE ALL BURRS AND SHARP EDGES

REQ. PER UNIT	MODEL	USED ON	DATE
	HSS-7	CH 437	



REQ. ITEM	PART NO.	DESCRIPTION	SYMBOL
		R. HAY	
		THE TECHNICAL MATERIEL CORP. MAMARONECK, NEW YORK	
		CHART, UNIT BREAKDOWN	
		HSS-7	
		L. LABEL	
		F.L. 2-8-65	
		DRAWN	
		CHECKED	
		TYPE & TEMPER	
		HEAT TREAT. SPEC.	
		FINISH & SPEC. NO.	
		ELEC. DES. APP.	
		MECH. DES. APP.	

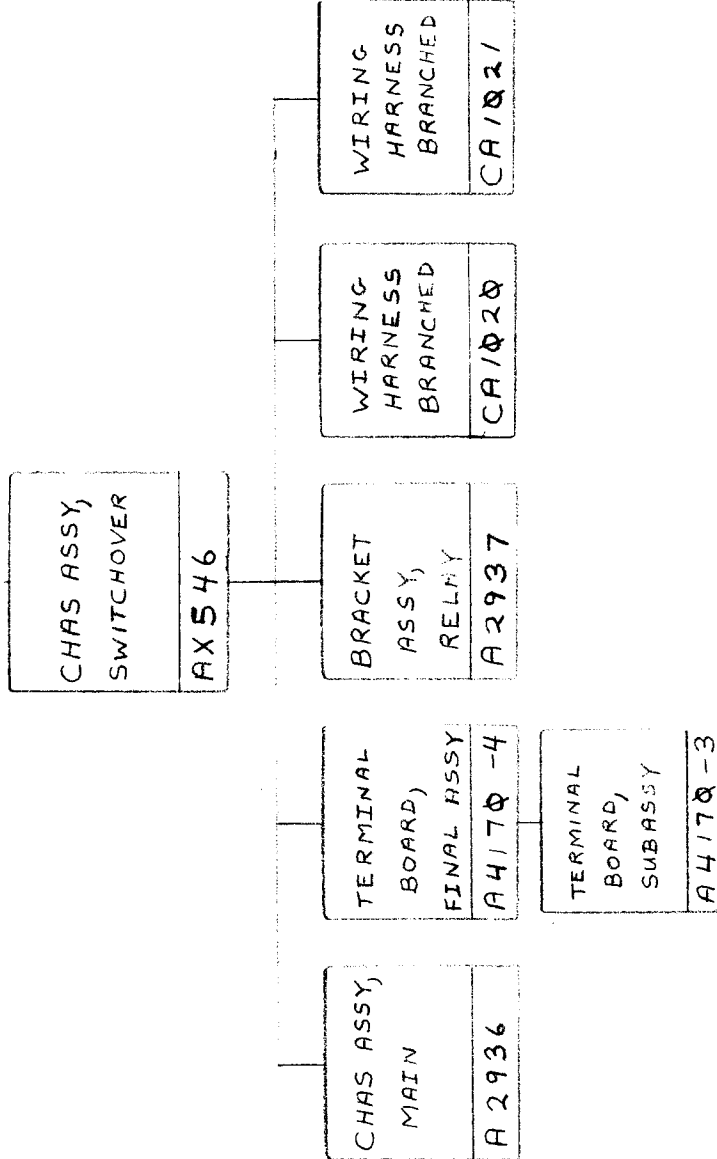
RELEASE FOR PROD. 9/9/65
 DATE
 CH. NO. \emptyset
 DRAFTS
 CHECKER
 ENG. APP.
 SCALE
 CODE
 UNLESS OTHERWISE SPECIFIED
 DIMENSIONS ARE IN INCHES AND INCLUDE
 CHEMICALLY APPLIED OR PLATED FINISHES
 DECIMALS
 .X \pm .05
 .XX \pm .01
 .XXX \pm .005
 FRACTIONS
 \pm 1/64
 ANGLES
 \pm 0° 30'

PRELIMINARY DRAWING

Not For Production

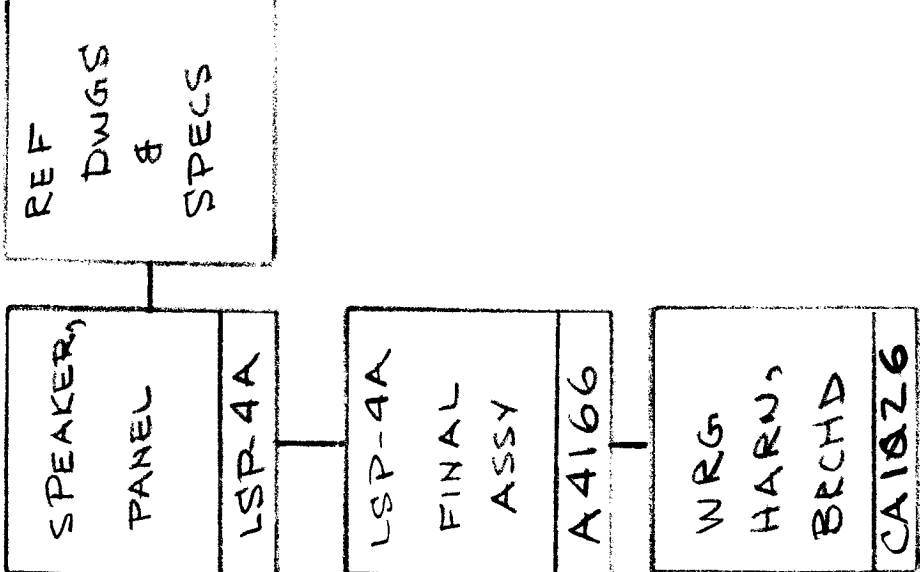
REQ. PER UNIT	MODEL	ASSY. NO.	DATE
1	KIT 215	AX 546	1-28-65
1	KIT 216	AX 546	1-28-65

USED ON
CH 443



SYMBOL	DESCRIPTION	PART NO.	REQ. ITEM
Ø	THE TECHNICAL MATERIEL CORP. MAMARONECK, NEW YORK		
	CHART, UNIT BREAKDOWN		
	H SCHUCKER 1-28-65		
	L. SABEL 3-19-65		
	FINAL APPROVAL		
	MECH. DES. APP.		
	ELEC. DES. APP.		

REQ. PER UNIT: 1
 MODEL: LSP-4A
 USED ON: ASSY. NO. LSP-4A
 DATE: 2-1-65
 CH 445



SYMBOL	DESCRIPTION	PART NO.	REQ. ITEM
	THE TECHNICAL MATERIEL CORP. MAMARONECK, NEW YORK		
	CHART 2 UNIT B KDN		
	T. MEERMAN 2.5		
	FINAL APPROVAL		
	CH 445		

SYMBOL	DESCRIPTION	SCALE	DATE	CH. NO.	DRAFTS	CHECKER	ENG. APP.
	ORIGINAL RELEASE FOR PRODUCTION						
	UNLESS OTHERWISE SPECIFIED DIMENSIONS ARE IN INCHES AND INCLUDE CHEMICALLY APPLIED OR PLATED FINISHES						
	TOLERANCES	FRACTIONS					
	.X ± .05	± 1/64					
	.XX ± .01	ANGLES					
	.XXX ± .005	± 0° 30'					

TYPE & TEMPER	HEAT TREAT. SPEC.	FINISH & SPEC. NO.

DESCRIPTION	CHECKED	DRAWN	ELEC. DES. APP.	MECH. DES. APP.

REQ. PER UNIT		USED ON	
1	MODEL	ASSY. NO.	DATE
1	KIT 215		2-26-65
	KIT-270		11-4-65

CH 451 A

SWOVER
MOD KIT
KIT 215

WRG HARN,
BRCHD
CA 1050

CBL ASSY,
RF
CA 480-3-12

CHAS ASSY
SWOVER.
AX 546
NPL

REQ. ITEM	PART NO.	DESCRIPTION	SYMBOL
		THE TECHNICAL MATERIEL CORP. MAMARONECK. NEW YORK	
		CHART, UNIT BREAKDOWN	
		H. SCHAUCKER 2-26-65	
		L. GABEL 3-8-65	
		DRAWN	FINAL APPROVAL
		CHECKED	CH 451
		ELEC. DES. APP. MECH. DES. APP.	A

DATE	CH. NO.	DRAFTS	CHECKER	ENG. APP.
12/29/64	1542		FVA JB	
3/8/65			JR	

SCALE:

MAXIMUM ALLOWABLE TOLERANCES HAVE BEEN DETERMINED AND ANY DEVIATIONS WILL BE CAUSE FOR REJECTION. REMOVE ALL BURRS AND SHARP EDGES

ISSUE ITEM

CHANGED FROM

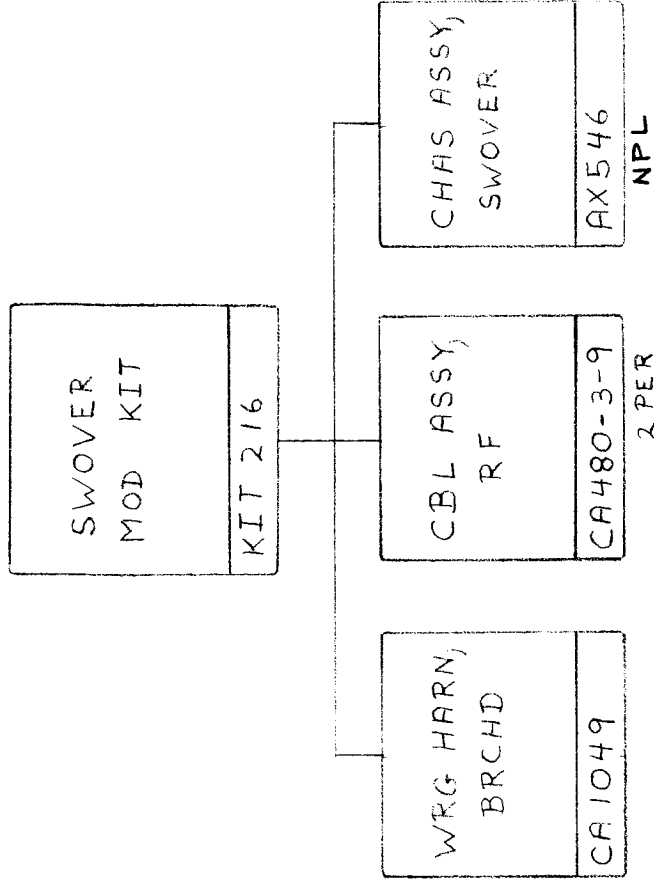
TOLERANCES

DEC. DIM. ±

FRAC. DIM. ±

ANGULAR DIM. ±

REQ. PER UNIT		USED ON		SYMBOL	
1		ASSY. NO.		CH452	
MODEL		DATE			
KIT 216		2-26-65			



REQ. ITEM	PART NO.	DESCRIPTION	SYMBOL
		THE TECHNICAL MATERIEL CORP. MAMARONECK, NEW YORK	
	STOCK SIZE	CHART, UNIT BREAKDOWN	
	MATERIAL		
	TYPE & TEMPER	H. SCHACKER 2-26-65	
	HEAT TREAT. SPEC.	2.9 3-8-65	
	FINISH & SPEC. NO.	DRAWN	CHECKED
		ELEC. DES. APP.	MECH. DES. APP.
			FINAL APPROVAL
			CH452

ISSUE ITEM

CHANGED FROM

DATE

3/8/65

AA

DRAPTS

CHECKER

ENG. APP.

SCALE:

TOLERANCES

DEC. DIM. ±

FRAC. DIM. ±

ANGULAR DIM. ±

MAXIMUM ALLOWABLE TOLERANCES HAVE BEEN DETERMINED AND ANY DEVIATIONS WILL BE CAUSE FOR REJECTION. REMOVE ALL BURRS AND SHARP EDGES

CH 453

USED ON
MODEL
APP-11

ASSY. NO.
DATE

REQ. PER UNIT
1

REF
DWGS
AND
SPECS

AUXILIARY
POWER
PANEL
APP-11

APP-11
FNL
ASSY
A2947

LEAD,
ELEC
CA409-172-6.00
2 RES

LEAD,
ELEC
CA409-173-4.50

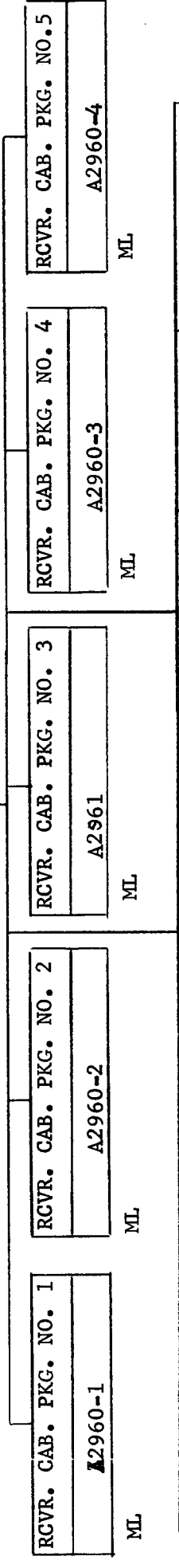
LEAD,
ELEC
CA409-173-7.50

SYMBOL	DESCRIPTION	PART NO.	REQ. ITEM	STOCK SIZE	MATERIAL	TYPE & TEMPER	HEAT TREAT. SPEC.	FINISH & SPEC. NO.	ELEC. DES. APP.	MECH. DES. APP.
Ø	ORIGINAL RELEASE									
	DATE	CH. NO.	DRAFTS	CHECKER	ENG. APP.					
	SCALE									
	DESCRIPTION									
	UNLESS OTHERWISE SPECIFIED DIMENSIONS ARE IN INCHES AND INCLUDE CHEMICALLY APPLIED OR PLATED FINISHES									
	TOLERANCES									
	DECIMALS									
	.X ± .05									
	.XX ± .01									
	.XXX ± .005									
	FRACTIONS									
	± 1/64									
	ANGLES									
	± 0° 30'									
	THE TECHNICAL MATERIEL CORP. MAMARONECK, NEW YORK									
	CHART, UNIT BKDN									
	T. MEEHAN 3-17-65									
	L. GARDEL 3-18-65									
	CHECKED									
	DRAWN									
	FINAL APPROVAL									
	MMH 3/19/65									
	CH 453									

REQ. PER UNIT	MODEL	USED ON	CH 454
	DDRR-304	ASSY. NO.	
		DATE	
		9/29/65	

DDRR-506
TECHNIMATIC
RCVR

FNL. ASSY.
DDRR-506
A2968



REQ. ITEM	PART NO.	DESCRIPTION	SYMBOL
	-----	STOCK SIZE	
	-----	MATERIAL	
	-----	TYPE & TEMPER HEAT TREAT. SPEC.	
	-----	FINISH & SPEC. NO.	
	-----	THE TECHNICAL MATERIEL CORP. MAMARONECK. NEW YORK	
		CHART, UNIT BREAKDOWN--DDRR-506	
		P. LEVI-9/28	
		DRAWN	
		CHECKED	
		FINAL APPROVAL	
		CH 454	

DDRR-506 TECHNIMATIC RCVR

FNL. ASSY. DDRR-506 A2968

RCVR. CAB. PKG. NO. 1 A2960-1 ML 8 REQ

AUTO FREQ CONT AFCR-3 ML 8 REQ

CONT. PNL PWR SUP. AX559 ML 8 REQ

RCVR. CAB. PKG. NO. 2 A2960-2 ML 12 REQ

R.F. TUNER HFRR-2A ML 8 REQ

PWR SUP. HFP-1 ML 12 REQ

RCVR. CAB. PKG. NO. 3 A2960-3 ML 8 REQ

CONT SYNTH HFSS-1 ML 8 REQ

CONT TERM LRCC-1 ML 8 REQ

RCVR CONT LRCC-1 ML 8 REQ

RCVR. CAB. PKG. NO. 4 A2960-4 ML 8 REQ

MX CARR GEN MCGA-1 ML 8 REQ

MX SDBND ADPT MSAA-1 ML 8 REQ

DDRR-506 TECHNIMATIC RCVR A2968 ML

THE TECHNICAL MATERIEL CORP. MAMARONECK. NEW YORK

CHART, UNIT BREAKDOWN--DDRR-506

P. LEVI-9/28

DRAWN

CHECKED

FINAL APPROVAL

CH 454

ELEC. DES. APP. MECH. DES. APP.

UNLESS OTHERWISE SPECIFIED DIMENSIONS ARE IN INCHES AND INCLUDE CHEMICALLY APPLIED OR PLATED FINISHES

FRACTIONS ± 1/64 ANGLES ± 0° 30'

TOLERANCES DECIMALS .X ± .05 .XX ± .01 .XXX ± .005

SCALE

DATE 9/28/65

CH. NO. R.G.

DRAFTS fs1

CHECKER

ENG. APP.

CODE

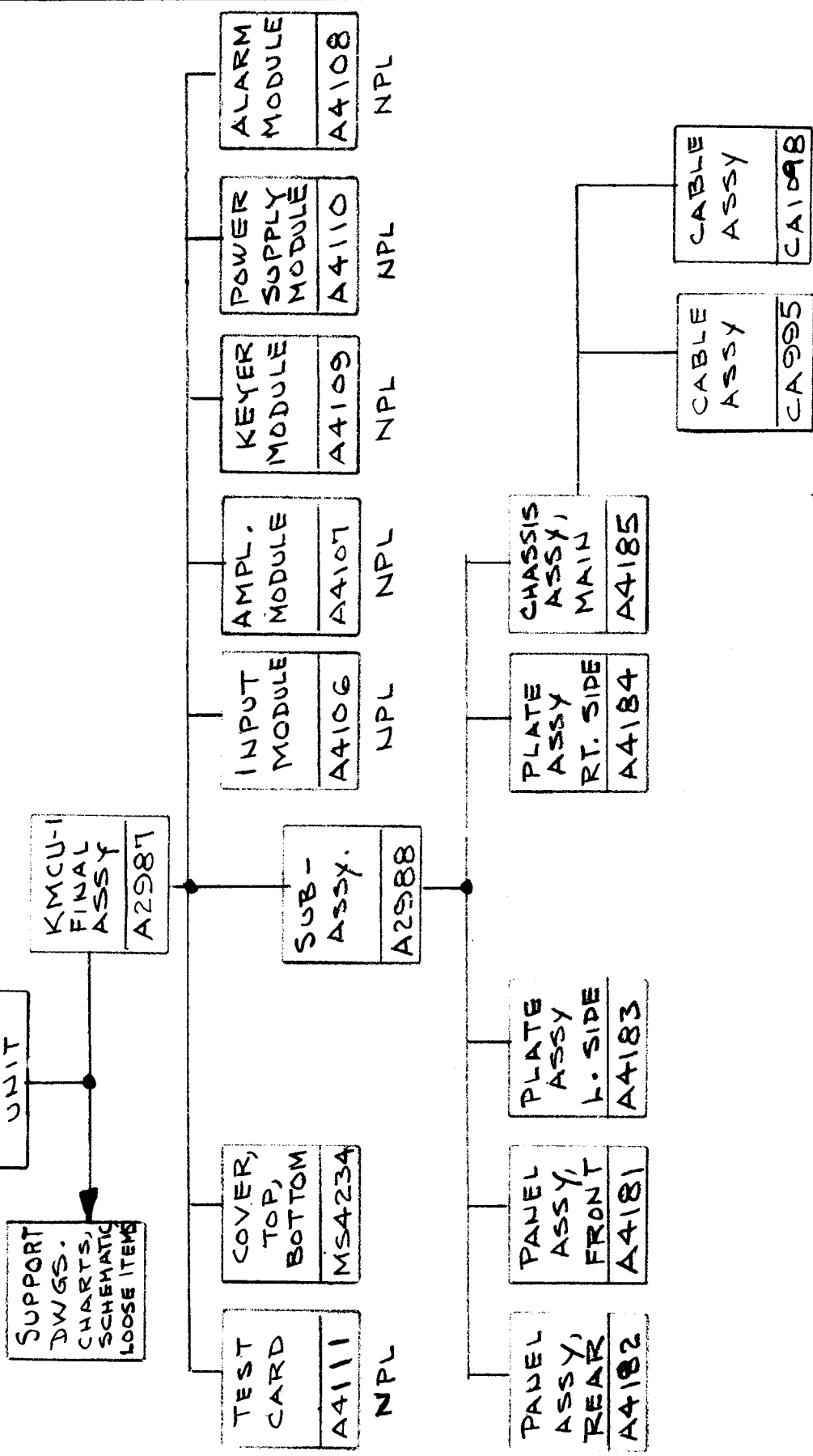
TMC FORM 108-A

REFREPOL NO. 440H

23945

REQ. PER UNIT	MODEL	USED ON
	KMCU-1	ASSY. NO.
		DATE
		6-21-65

CH463



REQ. ITEM	PART NO.	DESCRIPTION	SYMBOL
		THE TECHNICAL MATERIEL CORP. MAMARONECK, NEW YORK	
		CHART, UNIT BREAKDOWN	
		MODEL KMCU-1	
		F.L. [Signature]	4/2/65
		CHECKED	FINAL APPROVAL
		DRAWN	
		ELEC. DES. APP.	MECH. DES. APP.
		FINISH & SPEC. NO.	CH463

UNLESS OTHERWISE SPECIFIED DIMENSIONS ARE IN INCHES AND INCLUDE CHEMICALLY APPLIED OR PLATED FINISHES

DECIMALS
.X ± .05
.XX ± .01
.XXX ± .005

FRACTIONS
± 1/64
ANGLES,
± 0° 30'

TOLERANCES

SCALE

DATE

CH. NO.

DRAFTS

CHECKER

ENG. APP.

STOCK SIZE

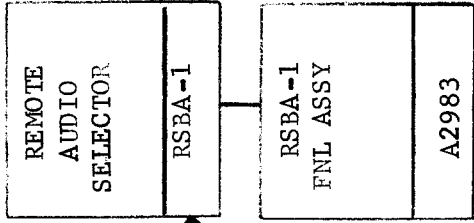
MATERIAL

TYPE & TEMPER

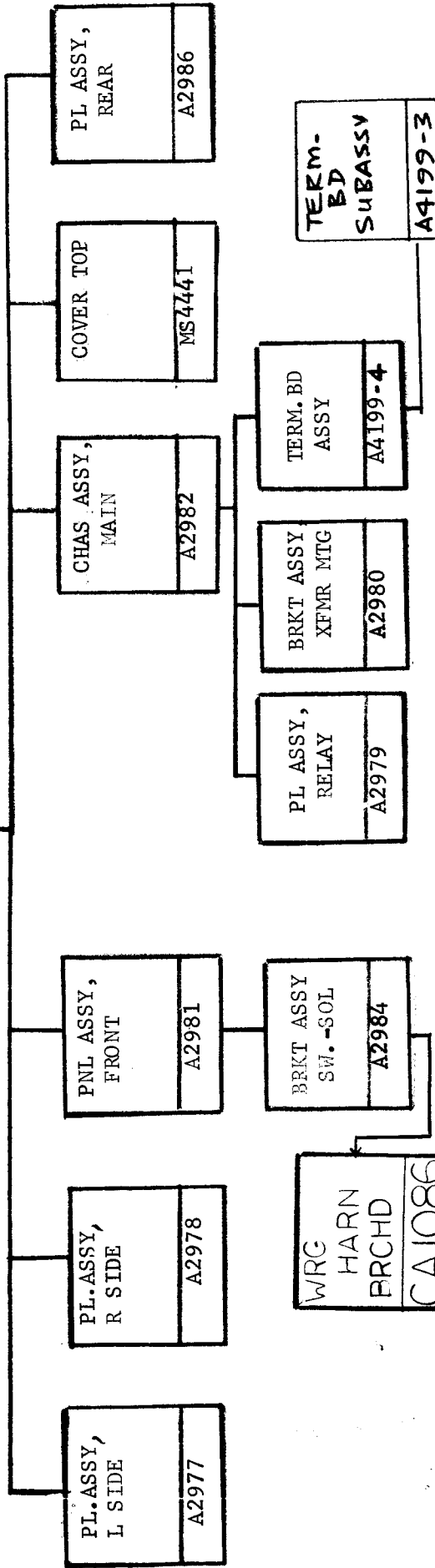
HEAT TREAT. SPEC.

FINISH & SPEC. NO.

REQ. PER UNIT	MODEL	USED ON	DATE
1	RSBA-1	ASSY. NO. ---	3/8/65
		CH464	



SUPPORTING LISTS AND REFERENCE DWGS



REQ. ITEM	PART NO.	F. EATON	DESCRIPTION	SYMBOL
			THE TECHNICAL MATERIEL CORP. MAMARONECK. NEW YORK	
			CHART, UNIT BREAKDOWN	
			RSBA-1	
		J. MUNFORD	3/8/65	7/23/65
			DRAWN	CHECKED
			HEAT TREAT. SPEC.	FINAL APPROVAL
			FINISH & SPEC. NO.	CH464
			ELEC. DES. APP.	
			MECH. DES. APP.	

ORIGINAL RELEASE FOR PRODUCTION

7-23-65
7-15-65
7-16-61
3-8-64

APD CA1086
MOVED A 2983 + MS 441 blocks
EXPER. RELEASE

DATE CH. NO. DRAFTS CHECKER ENG. APP.

SCALE

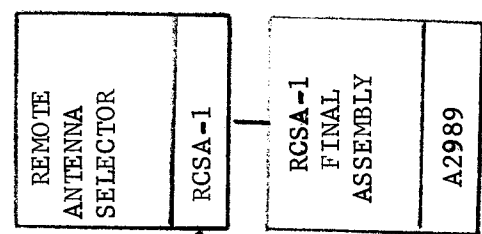
UNLESS OTHERWISE SPECIFIED DIMENSIONS ARE IN INCHES AND INCLUDE CHEMICALLY APPLIED OR PLATED FINISHES

DECIMALS
.X ± .05
.XX ± .01
.XXX ± .005

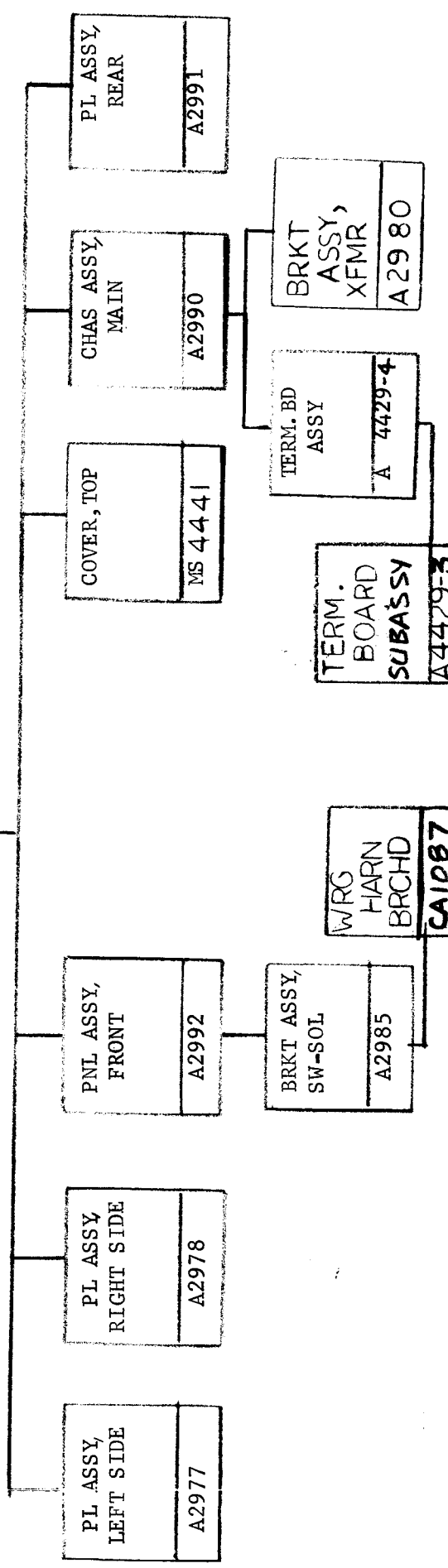
FRACTIONS
± 1/64
ANGLES
± 0° 30'

TOLERANCES

REQ. PER UNIT	1
MODEL	RCSA-1
ASSY. NO.	11
DATE	3/12/65
USED ON	CH465



SUPPORTING
LISTS
AND
REFERENCE
DRAWINGS



REQ. ITEM	PART NO.	F. EATON	DESCRIPTION	SYMBOL
			THE TECHNICAL MATERIEL CORP. MAMARONECK. NEW YORK	
			CHART, UNIT BREAKDOWN RCSA-1	
		J. MUNFORD	3/12/65	7/23/65
			DRAWN	CHECKED
			TYPE & TEMPER	HEAT TREAT. SPEC.
			MATERIAL	
			STOCK SIZE	
			FINISH & SPEC. NO.	CH465
			ELEC. DES. APP.	MECH. DES. APP.

REQ. PER UNIT	1	MODEL	RTTA-1	USED ON	CH466
ASSY. NO.	--	DATE	3/16/65		

REMOTE TUNING TIMING DEVICE
RTTA-1

SUPPORTING LISTS AND REFERENCE DRAWINGS

RTTA-1 FNL ASSY
A2996

PL ASSY, R SIDE
A2997

PL ASSY, L SIDE
A2998

CHAS ASSY, MAIN
A2999

CHAS ASSY, RELAY
A5000

WRG, HARN, BRCHD
CA 1082

PNL ASSY, FRONT
A5001

PL ASSY, REAR
A5002

COVER TOP
MS 4451

REQ. ITEM	PART NO.	F. EATON	DESCRIPTION	SYMBOL
			THE TECHNICAL MATERIEL CORP. MAMARONECK. NEW YORK	
			CHART, UNIT BREAKDOWN	
			STOCK SIZE	
			MATERIAL	
			TYPE & TEMPER	
			HEAT TREAT. SPEC.	
			FINISH & SPEC. NO.	
			ELEC. DES. APP.	
			MECH. DES. APP.	
			CA 1082	
			5.4.65	
			4/7/65	
			DATE	
			CH. NO.	
			DRAFTS	
			CHECKER	
			ENG. APP.	
			SCALE	
			CODE	
			DESCRIPTION	
			UNLESS OTHERWISE SPECIFIED	
			DIMENSIONS ARE IN INCHES AND INCLUDE	
			CHEMICALLY APPLIED OR PLATED FINISHES	
			FRACTIONS	
			TOLERANCES	
			DECIMALS	
			.X ± .05	
			.XX ± .01	
			.XXX ± .005	
			± 1/64	
			ANGLES	
			± 0° 30'	
			ORIGINAL RELEASE FOR PRODUCTION	
			ADD CA 1082 BLOCK	
			3-16-65	
			J. MUNFORD	
			DRAWN	
			CHECKED	
			5-4-65	
			Z. Gebel	
			FINAL APPROVAL	
			CH466	

REQ. PER UNIT	USED ON	DATE
8	MODEL	3-26-65
	ASSY. NO.	
	LRCC-1	

CH 470

LOCAL CONTROL MODL
AX567

SUPPORT. DWGS, SCHEMATICS, CHARTS, LOOSE IT, PARTS REC.

AX567 FNL ASSY
A5011

KNDB ASSY, MC
A5016

PANEL ASSY., FRONT
A5012

PLATE ASSY., REAR
A5013

4REQD
KNOB ASSY., KC
A5015

SWITCH ASSY., MC
A5014-1

WIRG. HARN, BRCHD
CA1102

REQ. ITEM	PART NO.	DESCRIPTION	SYMBOL
		THE TECHNICAL MATERIEL CORP. NEW YORK	
		STOCK SIZE	
		MATERIAL	
		TYPE & TEMPER	
		HEAT TREAT. SPEC.	
		FINISH & SPEC. NO.	
		ELEC. DES. APP.	
		MECH. DES. APP.	
		FINAL APPROVAL	
		CHART, UNIT BREAK-DOWN - AX 567	
		F. LEVI	
		3-26-65	
		DRAWN	
		CHECKED	
		MECH. DES. APP.	
		ELEC. DES. APP.	
		MECH. DES. APP.	
		FINAL APPROVAL	
		CH 470	

ORIGINAL RELEASE FOR PRODUCTION
9/3/65
SCALE
UNLESS OTHERWISE SPECIFIED DIMENSIONS ARE IN INCHES AND INCLUDE CHEMICALLY APPLIED OR PLATED FINISHES
TOLERANCES
FRACTIONS
DECIMALS
± .05
± .01
± .005
± 1/64
ANGLES
± 0° 30'

REQ. PER UNIT	6
MODEL	LRCM-1
ASSY. NO.	A5021
DATE	3-26-65
CH 471 \emptyset	

USED ON	
SYMBOL	
DESCRIPTION	EATON
THE TECHNICAL MATERIEL CORP.	MAMARONECK. NEW YORK
CHART, UNIT BREAK-DOWN	AX568
F. LEVI	3-26-65
DRAWN	9-1-66
CHECKED	<i>[Signature]</i>
FINAL APPROVAL	<i>[Signature]</i>
ELEC. DES. APP.	MECH. DES. APP.
FINISH & SPEC. NO.	CH471 \emptyset

SUPPORT.
DWGS,
SCHEMATICS,
CHARTS,
LOOSE ITEMS
PARTS
PECULIER

LOCAL REMOTE
CONTROL
MODULE -
XMTR
AX 568

AX 568
FNL
ASSY
A5017

KNOB
ASSY,
MC
A5016

PANEL
ASSY,
FRONT
A5018

PLATE
ASSY,
REAR
A5019

KNOB
ASSY,
KC
A5015

SWITCH
ASSY,
MC
A5014-Z

WRG.
HARN,
BRCHD
CA1125

4 REQD

SYMBOL

DESCRIPTION

THE TECHNICAL MATERIEL CORP.
MAMARONECK. NEW YORK

CHART, UNIT BREAK-DOWN - AX568

F. LEVI
3-26-65

DRAWN
9-1-66

CHECKED
[Signature]

FINAL APPROVAL
[Signature]

ELEC. DES. APP. MECH. DES. APP.

FINISH & SPEC. NO. CH471 \emptyset

REQ. ITEM

PART NO.

STOCK SIZE

MATERIAL

TYPE & TEMPER HEAT TREAT. SPEC

FINISH & SPEC. NO.

SYM

DESCRIPTION

UNLESS OTHERWISE SPECIFIED
DIMENSIONS ARE IN INCHES AND INCLUDE
CHEMICALLY APPLIED OR PLATED FINISHES

FRACCTIONS
± 1/64
ANGLES,
± 0° 30'

DECIMALS
.X ± .05
.XX ± .01
.XXX ± .005

SCALE

DATE 7/11/66

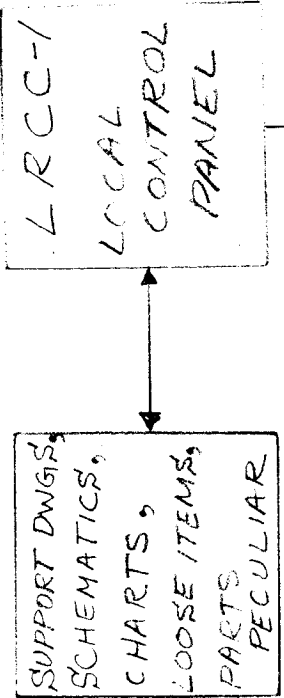
CH. NO. \emptyset

DRAFTS

CHECKER

ENG. APP. *[Signature]*

REQ. PER UNIT	1
MODEL	LRCC-1
USED ON	CH474
ASSY. NO.	
DATE	

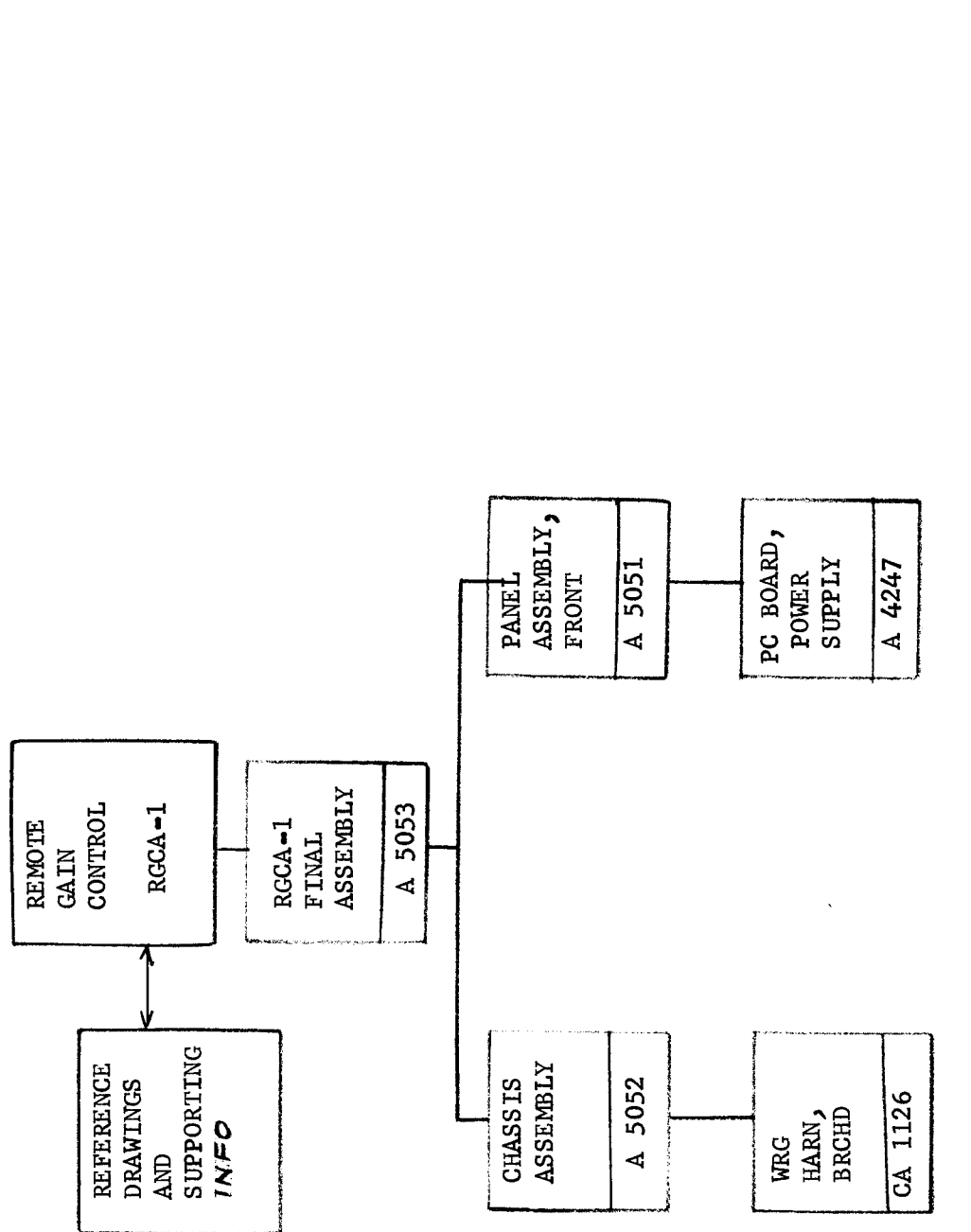


8 REQD
 LCL CONT MODL.
 FRAME ASSY.
 AX 567 A5037
 NPL

REQ. ITEM	PART NO.	DESCRIPTION	SYMBOL
		THE TECHNICAL MATERIEL CORP. EATON MAMARONECK. NEW YORK	
		CHART UNIT BREAKDOWN	
		LRCC-1	
		F. FEVI 4-28-65	
		8-25-65	
		DRAWN	
		CHECKED	
		FINAL APPROVAL	
		CH474	
		ELEC. DES. APP. MECH. DES. APP.	
		FINISH & SPEC. NO.	
		TYPE & TEMPER	
		HEAT TREAT. SPEC.	
		MATERIAL	
		STOCK SIZE	
		SCALE	
		DATE	
		CH. NO.	
		DRAFTS	
		CHECKER	
		ENG. APP.	
		DESCRIPTION	
		UNLESS OTHERWISE SPECIFIED	
		DIMENSIONS ARE IN INCHES AND INCLUDE	
		CHEMICALLY APPLIED OR PLATED FINISHES	
		FRACTIONS	
		± 1/84	
		ANGLES	
		± 0° 30'	
		TOLERANCES	
		DECIMALS	
		.X ± .05	
		.XX ± .01	
		.XXX ± .005	

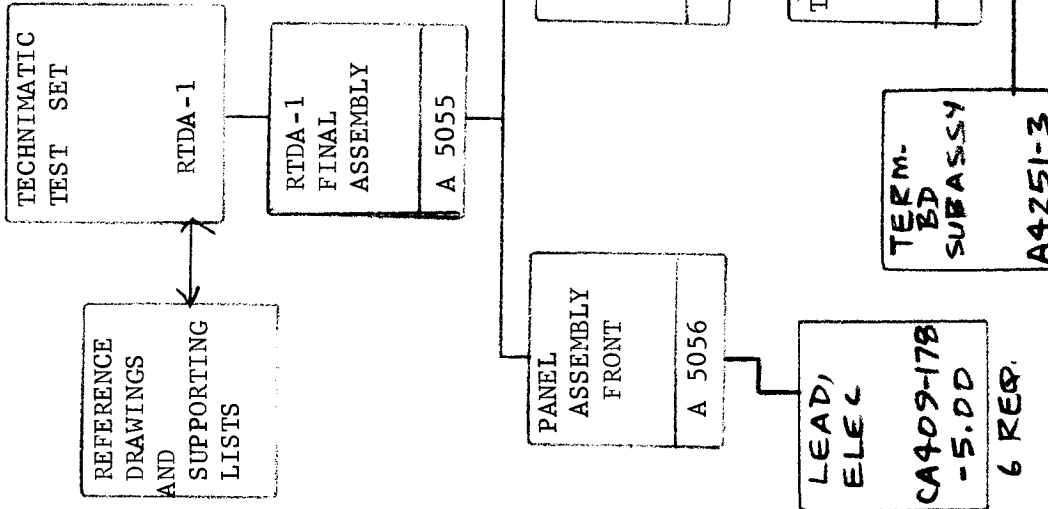
REQ. PER UNIT	1
MODEL	RGCA-1
ASS'Y. NO.	
DATE	5-6-65

USED ON	CH 477
---------	--------



REQ. ITEM	PART NO.	EATON	DESCRIPTION	SYMBOL
			THE TECHNICAL MATERIEL CORP. MAMARONECK, NEW YORK	
			CHART UNIT BREAKDOWN	
			RGCA-1	
			6-17-65	
		J. MUNFORD	6-17-65	
			6-17-65	
			CHECKED	
			DRAWN	
			FINAL APPROVAL	
			MECH. DES. APP.	
			ELEC. DES. APP.	
			FINISH & SPEC. NO.	
			CH 477	

REQ. PER UNIT	USED ON	CH 478
	MODEL	
	RTDA-1	
	ASSY. NO.	
	DATE	5-6-65



REQ. ITEM	PART NO.	EATON	DESCRIPTION	SYMBOL
			THE TECHNICAL MATERIEL CORP. MAMARONECK. NEW YORK	
			CHART. UN. IT BREAKDOWN	
			RTDA-1	
		J. MUNFORD	8-5-65	8/6/65
		5-6-65	DRAWN	8-5-65
			CHECKED	FINAL APPROVAL
			TYPE & TEMPER HEAT TREAT. SPEC.	
			MATERIAL	
			FINISH & SPEC. NO.	CH 478
			ELEC. DES. APP. MECH. DES. APP.	

SYM	DESCRIPTION	DATE	CH. NO.	DRAFTS	CHECKER	ENG. APP.
	ORIGINAL RELEASE FOR PRODUCTION	8/6/65			J.M.	
X	ADD CA1121 BLOCK	8-4-65	#	J.M.		
X	EXPERIMENTAL RELEASE	6-28-65	#	J.M.		

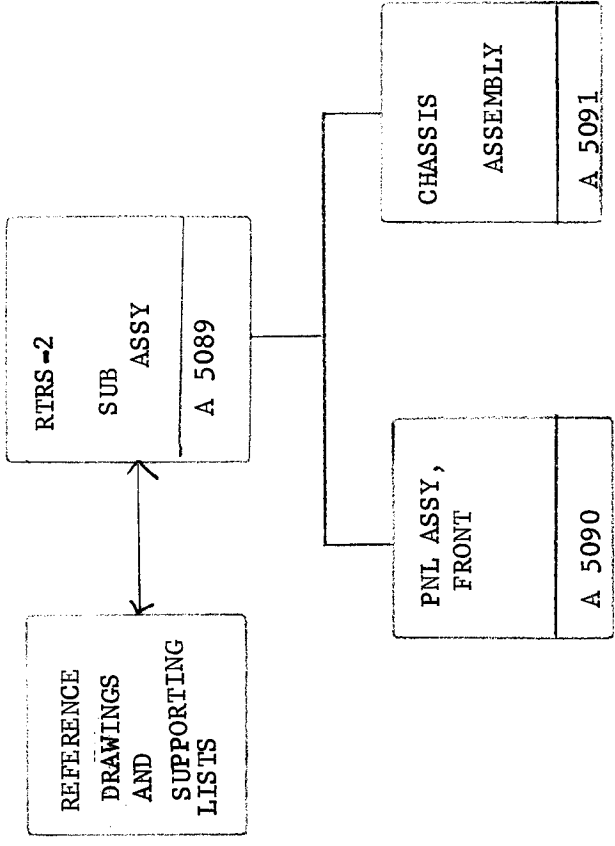
SCALE DO NOT SCALE

UNLESS OTHERWISE SPECIFIED DIMENSIONS ARE IN INCHES AND INCLUDE CHEMICALLY APPLIED OR PLATED FINISHES

TOLERANCES FRACTIONS ± 1/64 ANGLES ± 0° 30'

DECIMALS .X ± .05 .XX ± .01 .XXX ± .005

REQ. PER UNIT	USED ON		CH 483
1	MODEL	ASSY. NO.	DATE
	RTRS-2	H	6-4-65



REQ. ITEM	PART NO.	EATON	DESCRIPTION	SYMBOL
			THE TECHNICAL MATERIEL CORP. MAMARONECK, NEW YORK	
			CHART UNIT BREAKDOWN	
			RTRS-2 BASIC	
		J. MUNFORD 6-4-65	DRAWN	
			CHECKED	
			FINAL APPROVAL	
				CH 483

REQ. PER UNIT: 1
 MODEL: LRCM-1
 ASSY. NO.:
 DATE:

USED ON: CH484
 SYMBOL: A

SUPPORTING DWGS, CHARTS, SCHEMATICS, LOOSE ITEMS, PARTS PECULIAR

LRCM-1 LOCAL CONTROL PNL

LRCM-1 FNL ASSY
 A5021

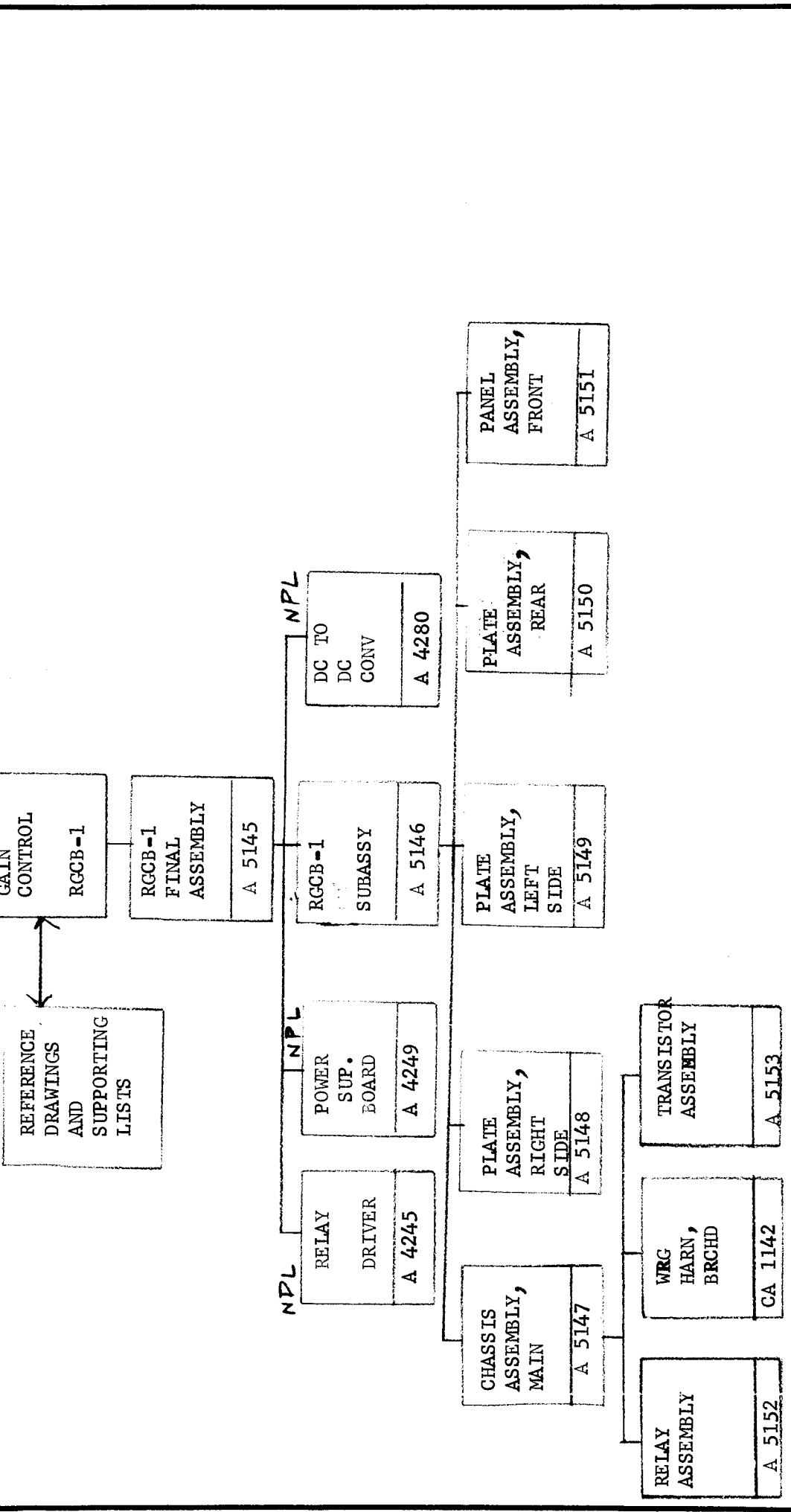
2REQ RMTE GAIN CONT.
 AX614 NPL

1REQ LCL CONT MODL
 AX568 NPL

FRAME ASSY
 A5037

REQ. ITEM	PART NO.	DESCRIPTION	SYMBOL
A	AX614	ADDED	
Ø	AX614	ORIGINAL RELEASE FOR PRODUCTION	
SYM	DESCRIPTION	SCALE	CODE
UNLESS OTHERWISE SPECIFIED DIMENSIONS ARE IN INCHES AND INCLUDE CHEMICALLY APPLIED OR PLATED FINISHES DECIMALS: .X ± .05, .XX ± .01, .XXX ± .005 FRACTIONS: ± 1/64, ANGLES: ± 0° 30'			
DATE	CH. NO.	DRAFTS	CHECKER
11/18/65	5179	AVG	QAB
7/3/65	Ø	AKK	
TYPE & TEMPER	HEAT TREAT. SPEC.	CHECKED	FINAL APPROVAL
H	H		
THE TECHNICAL MATERIEL CORP. NEW YORK EATON MAMARONECK. CHART, UNIT BREAKDOWN LRCM-1 J. Rowe 4-6-65 6-4-65 CH484 A			

REQ. PER UNIT	MODEL	USED ON	DATE
1	RCCB-1	CH 485	6-10-65



REQ. ITEM	PART NO.	DESCRIPTION	SYMBOL
	EATON	THE TECHNICAL MATERIEL CORP. MAMARONECK, NEW YORK	
		CHART, UNIT BREAKDOWN RCCB-1	
	J. MUNFORD	7-27	7/27/65
	6-10-65	DRAWN	CHECKED
		HEAT TREAT. SPEC.	FINAL APPROVAL
		FINISH & SPEC. NO.	CH 485
		ELEC. DES. APP.	MECH. DES. APP.