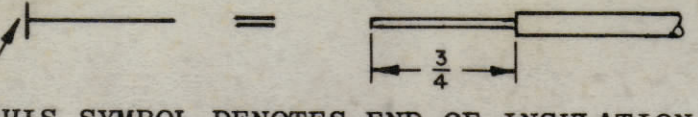
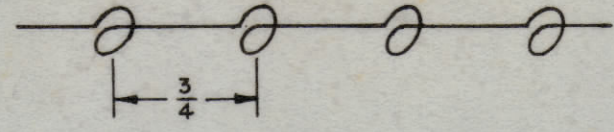
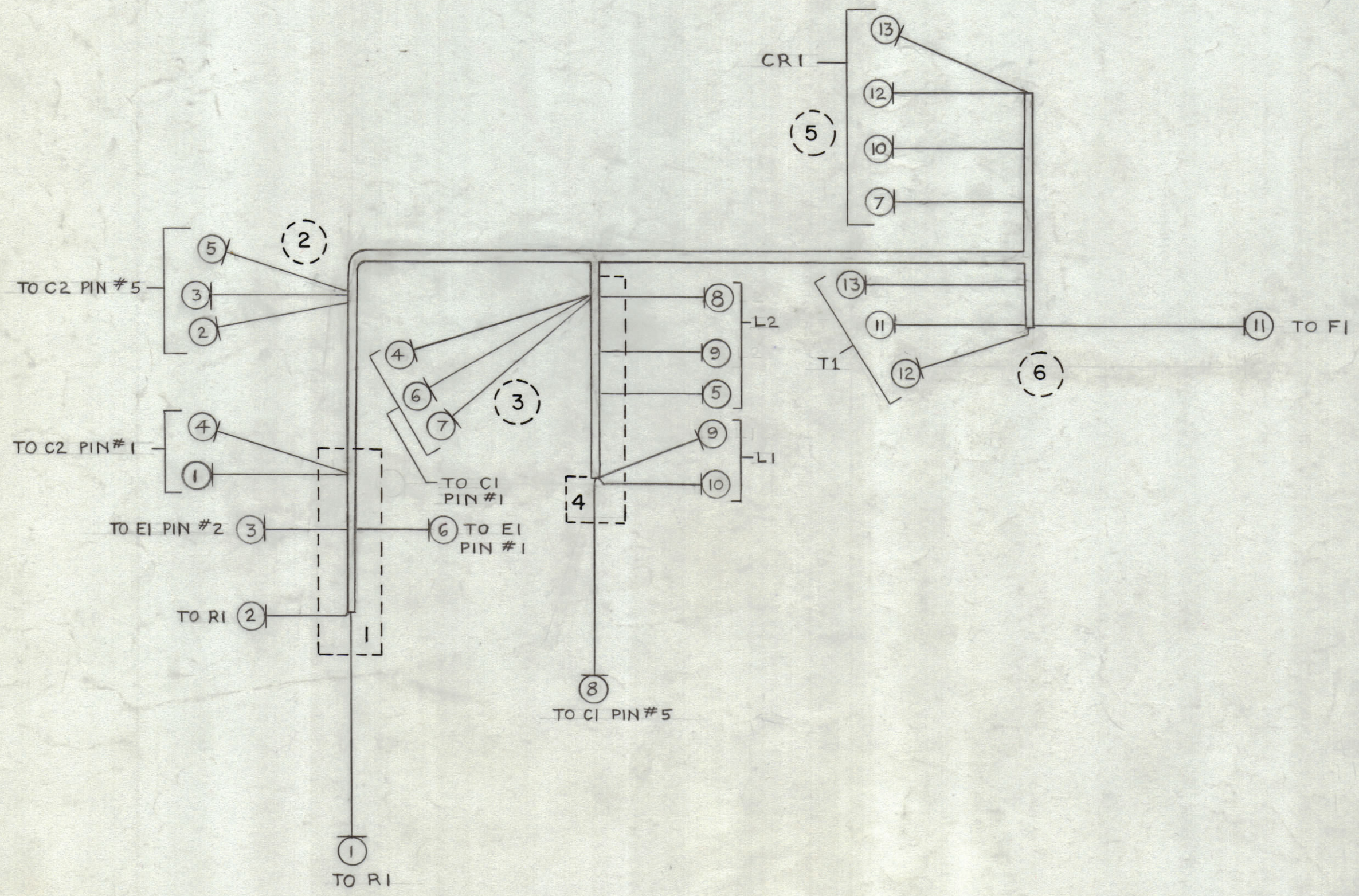


REVISIONS						
ZONE	SYM	DESCRIPTION	DATE	E.M.N. NO.	DRAFT	CHKD APPD

THIS SYMBOL DENOTES END OF INSULATION AND NAIL DRIVING POINT. WIRE MUST BE STRIPPED 3/4" BEYOND THIS POINT AND TINNED 1/2" UNLESS OTHERWISE SPECIFIED.



WIRES SHOULD BE PLACED IN CABLE IN NUMERICAL SEQUENCE AS THEY APPEAR IN ITEM COLUMN. SPACE LACING APPROXIMATELY 3/4" APART.

CA-838

BREAK OUT POINT	REQ'D.	ITEM	PART NUMBER	DESCRIPTION	SYMBOL
	—	15	BS-100	SOLDER, SOFT	
	—	14	CD-101-1-MW	CORD, LACING	
5 6	5 7/8	13	MWC22(7)U-7	WIRE, ELECTRICAL	PURPLE
5 6	5 7/8	12			WHT/PR
6 6	4 5/8	11			WHT/GRY
4 5	10 1/2	10			RED
4 4	4 1/2	9			WHT/RED
4 4	5 3/4	8			WHT/RED
3 5	9	7			BLK
1 3	9	6			BLK
2 4	7 1/2	5			RED
1 3	8 7/8	4			BLK
1 2	5 1/2	3			RED
1 2	6 1/2	2			RED
1 1	6	1	MWC22(7)U-0	WIRE, ELECTRICAL	BLK

I. JOHNSON LIST OF MATERIAL

MATERIAL: ————//———

FINISH: ————//———

THE TECHNICAL MATERIEL CORP.
MAMARONECK, NEW YORK

TITLE: **WIRING HARNESS, BRANCHED**

DRAWN: <i>H. Peter</i>	DATE: 9/26/63	FINAL APPROVAL: <i>BP</i>	DATE:
CHECKED: <i>[Signature]</i>	DATE: 9/27/63		
ELECT. DES: <i>[Signature]</i>	DATE: 9/26/63	CA-838	
MECH. DES: <i>[Signature]</i>	DATE: 9/29/63		

UNLESS OTHERWISE SPECIFIED DIMENSIONS ARE IN INCHES AND INCLUDE CHEMICALLY APPLIED OR PLATED FINISHES

DECIMALS: .X ± .03, .XX ± .01, .XXX ± .005
 FRACTIONS: ± 1/64, ANGLES: ± 0° 30'

TOLERANCES: ± 1/64, ± 0° 30'

THE CONTENTS OF THIS DRAWING ARE THE EXCLUSIVE PROPERTY OF THE TECHNICAL MATERIEL CORP. ITS UNAUTHORIZED USE OR REPRODUCTION IN WHOLE OR IN PART IS STRICTLY FORBIDDEN.

1	GPT-10KAC	AX-347
QTY./UNIT	MODEL USED ON	ASSY. NO.
SCALE: 1:1	CODE:	

NOTES