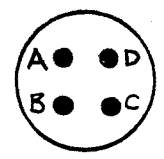
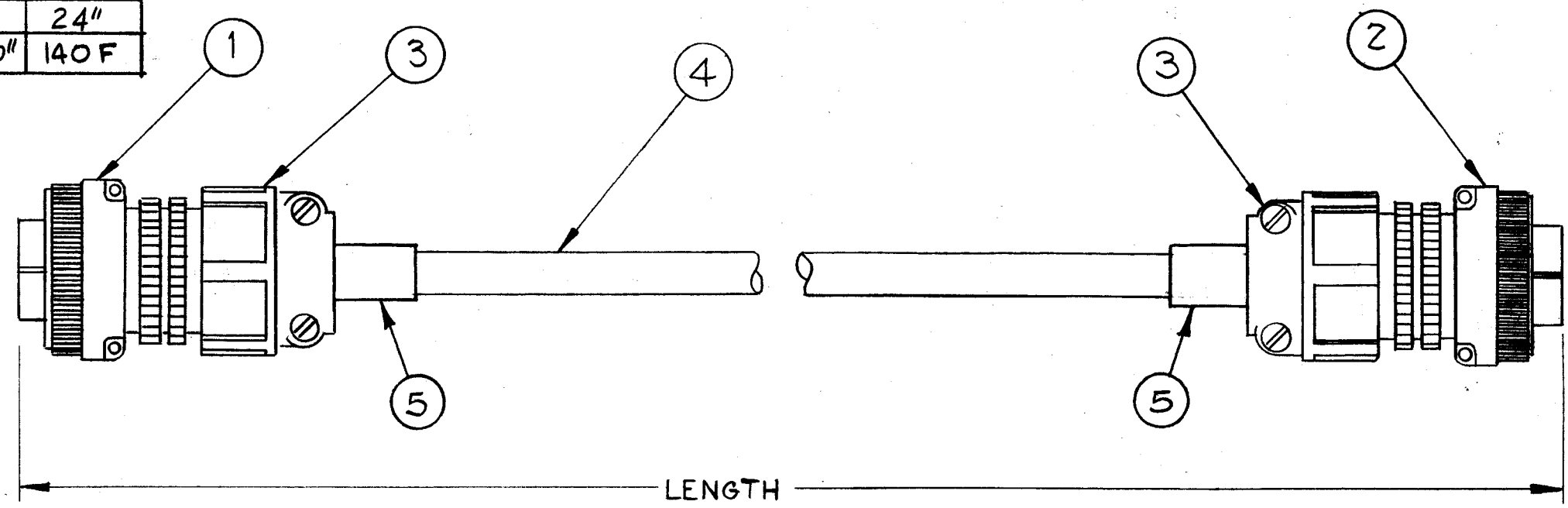
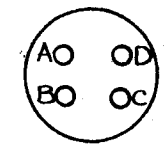


CA-499

TMC PART #	ITEM #	LENGTH
CA-499-1	120"	122"
CA-499-2	17"	19"
CA-499-3	34"	36"
CA-499-4	48"	50"
CA-499-5	11"	13"
CA-499-6	22"	24"
CA-499-7	139'-10"	140F



COLOR CABLE CODE	
PIN	COLOR OF CABLE
A	RED
B	WHITE
C	BLACK
D	GREEN

H		ADDED CA 499-6 & -7	7-10-75	21260	GDL		
G		ADDED TMC P/N CA 499-5	1-31-69	19257	GE		
F		ADDED TMC P/N CA 499-4	9-28-67	18530	H.G.		
E		ADDED TMC P/N CA 499-3	6-30-67	18333	L.A.K.		
D		QTY ITEM 4 WAS X P/NO-ITEM 3 WAS MS 3057-6	4-10-67	18026	GDL		
C	2	IT. 3 WAS MS 3057-6-A IT. 5 86 ADD. TITLE REV.	1-21-65	13338	hwb		
B	1	TMC PART # CHART ADDED	1-4-61	3866	M.A.F.		
A	1	ITEM 3 WAS MS-3057-6	5-16-60	2265	PL		
ISSUE	ITEM	CHANGED FROM	DATE	CH. NO.	DRAFTS	CHECKER	ENG. APP.
TOLERANCES			SCALE:				
DEC. DIM. ±			MAXIMUM ALLOWABLE TOLERANCES HAVE BEEN DETERMINED AND ANY DEVIATIONS WILL BE CAUSE FOR REJECTION.				
FRAC. DIM. ±			REMOVE ALL BURRS AND SHARP EDGES				
ANGULAR DIM. ±							

1	ATS-2		11-9-59
REQ. PER UNIT	MODEL	PROJECT NO.	ASSY. NO.
USED ON			

X	6	BS100	SOLDER, TIN ALLOY	
2	5	MS3420-8A	BUSHING, CABLE	
1	4	WI130-4-18 (See Table)	CABLE, MULTICONDUCTOR	
2	3	MS-3057-6 A	CLAMP, CABLE	
1	2	MS-3106A-14S-2P	CONNECTOR, PLUG (Male)	P303
1	1	MS-3106A-14S-2S	" " (Female)	P102
REQ. ITEM	PART NO.		DESCRIPTION	SYMBOL
THE TECHNICAL MATERIEL CORP. MAMARONECK, NEW YORK				
CABLE ASSY, SPECIAL PURPOSE, 4/C				
STOCK SIZE			DRAWN	
MATERIAL			CHECKED	
TYPE & TEMPER			FINAL APPROVAL	
HEAT TREAT. SPEC.			ELEC. DES. APP.	
FINISH & SPEC. NO.			MECH. DES. APP.	
			CA-499 H	