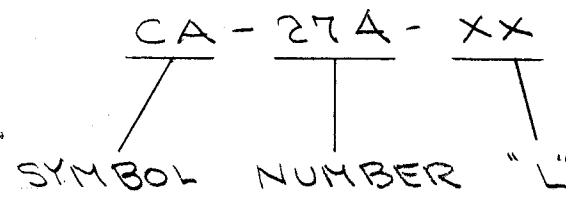
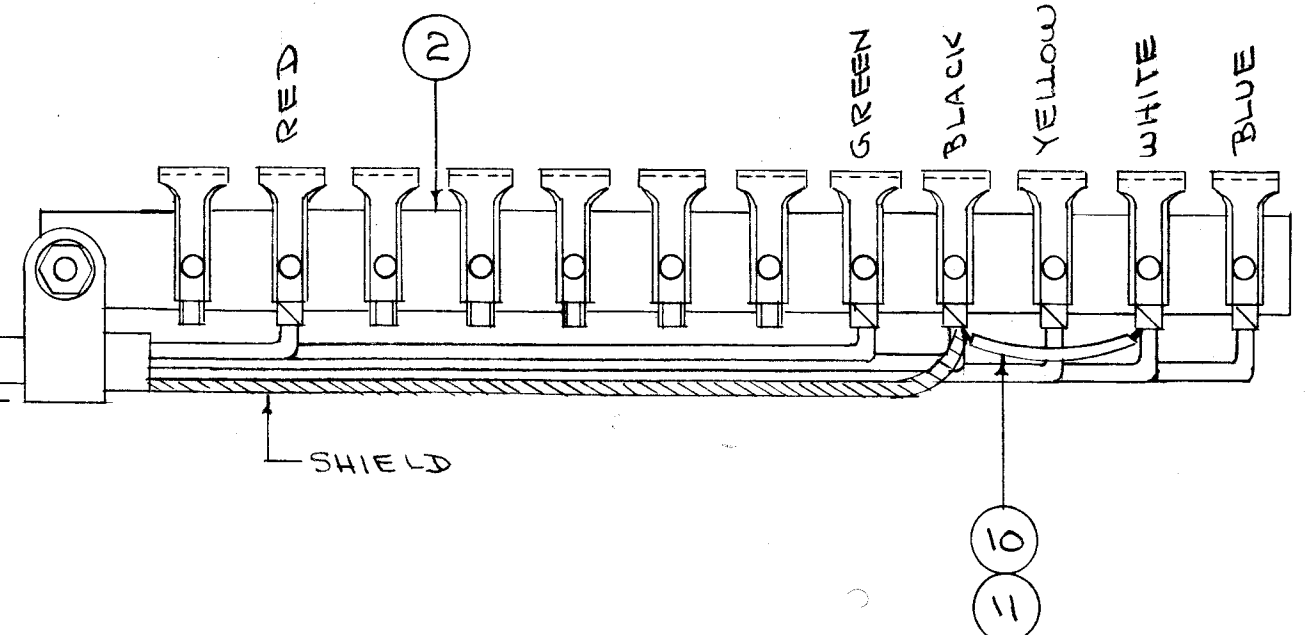
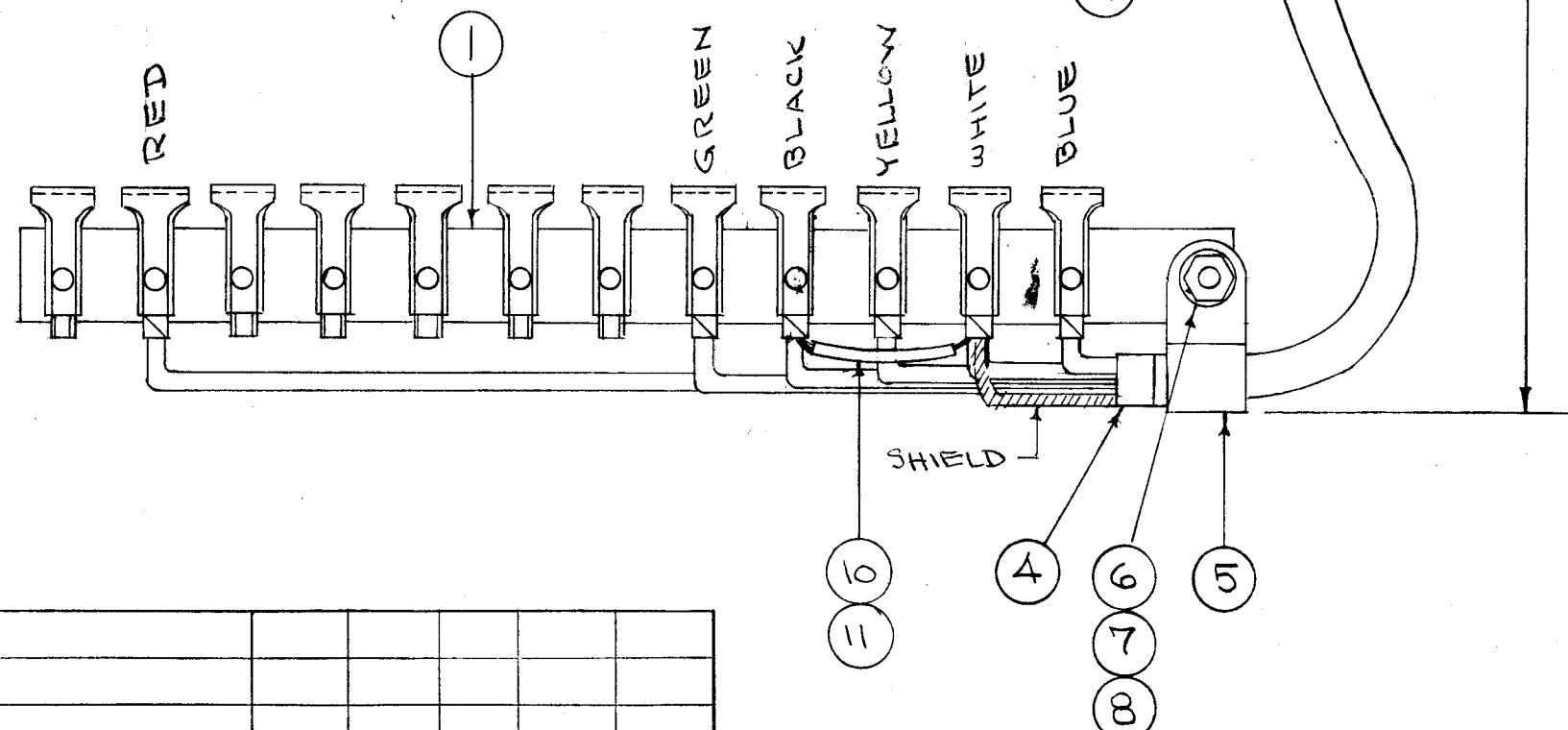


CABLE DESIGNATION TO BE IN FOLLOWING FORM



LENGTH IN FEET, TO BE SPECIFIED BY CUSTOMER.



NOTICE TO PERSONS RECEIVING THIS DRAWING

THE TECHNICAL MATERIEL CORPORATION claims proprietary right in the material disclosed hereon. This drawing is issued in confidence for engineering information only and may not be reproduced or used to manufacture anything shown hereon without permission from THE TECHNICAL MATERIEL CORPORATION to the user. This drawing is loaned for mutual assistance and is subject to recall at any time.

Property of:

THE TECHNICAL MATERIEL CORPORATION  
MAMARONECK, NEW YORK

REQ. ITEM	PART NO.	DESCRIPTION	SYMBOL
X 11	PX-104-1.034	INSULATION, SLEEVING	
X 10	WF-100-6	WIRE, BUSS BAR	
X 9	BS-100	SOLDER, SOFT	
2 8	NTH0632BN8	NUT, HEX	
2 7	LW106MRN	WASHER, LOCK	
2 6	SCBS0632BN8	SCREW, MACHINE	
2 5	CU-102-4	CLAMP, CABLE	
X 4	TA-102-1	TAPE	
X 3	WI-130-G-20	CABLE, 6 CONDUCTOR	
1 2	TM-105-12-AR	STRIP, FANNING	
1 1	TM-105-12-AL	" , "	

STOCK SIZE		THE TECHNICAL MATERIEL CORP. MAMARONECK, NEW YORK		
MATERIAL		CABLE ASSY., REMOTE CONTROL RTC-GPT-750		
TYPE & TEMPER	HEAT TREAT. SPEC.	DRAWN	CHECKED	FINAL APPROVAL
		<i>MD</i>	<i>JND</i>	A.J.J.
FINISH & SPEC. NO.		ELEC. DES. APP.	MECH. DES. APP.	CA-274

ISSUE	ITEM	CHANGED FROM	DATE	CH. NO.	DRAFTS	CHECKER	ENG. APP.
TOLERANCES		SCALE:					
DEC. DIM. ±		MAXIMUM ALLOWABLE TOLERANCES HAVE BEEN DETERMINED AND ANY DEVIATIONS WILL BE CAUSE FOR REJECTION.					
FRAC. DIM. ±		REMOVE ALL BURRS AND SHARP EDGES					
ANGULAR DIM. ±							

1	RTC			12-30-55
REQ. PER UNIT	MODEL	PROJECT NO.	ASS'Y. NO.	DATE
USED ON				