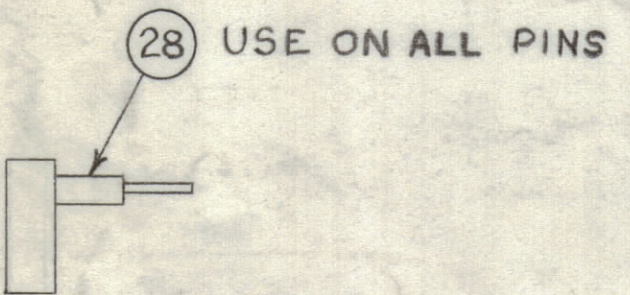
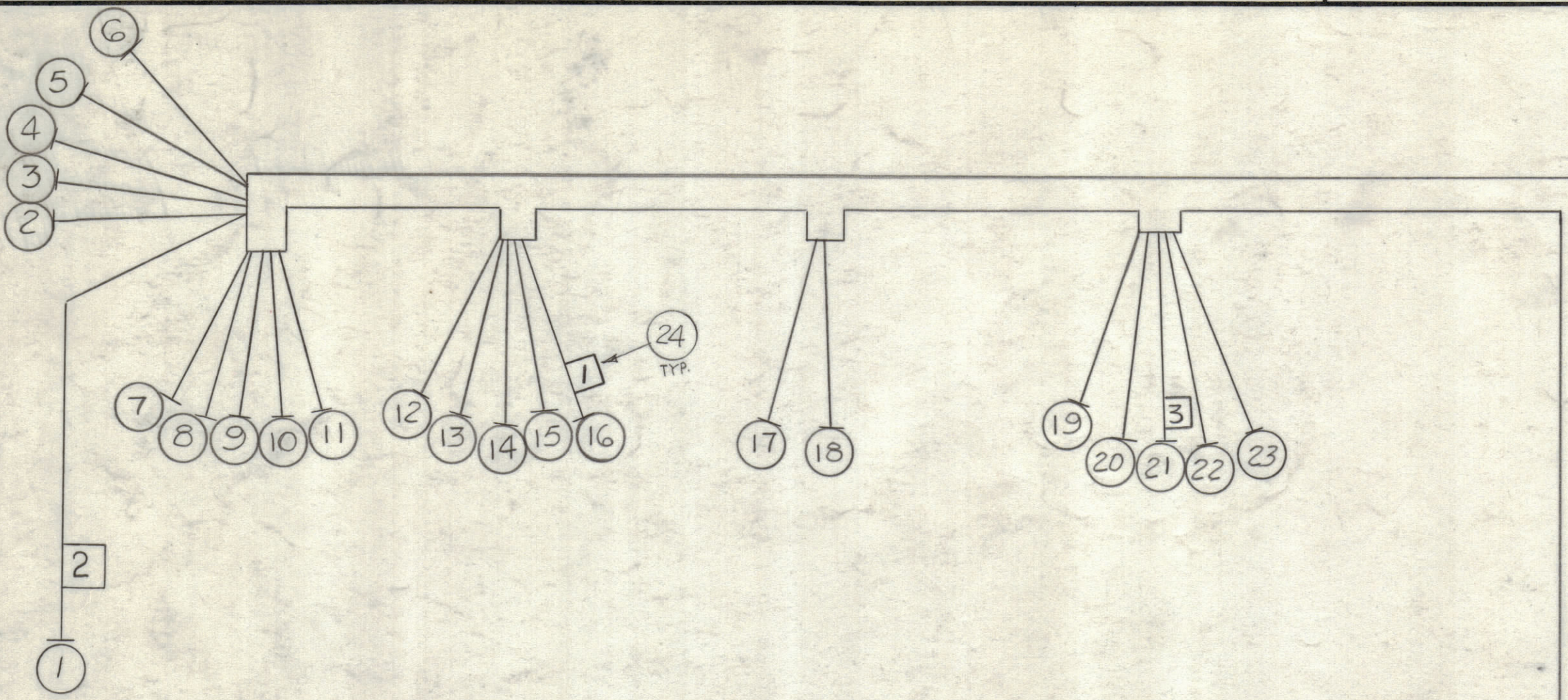
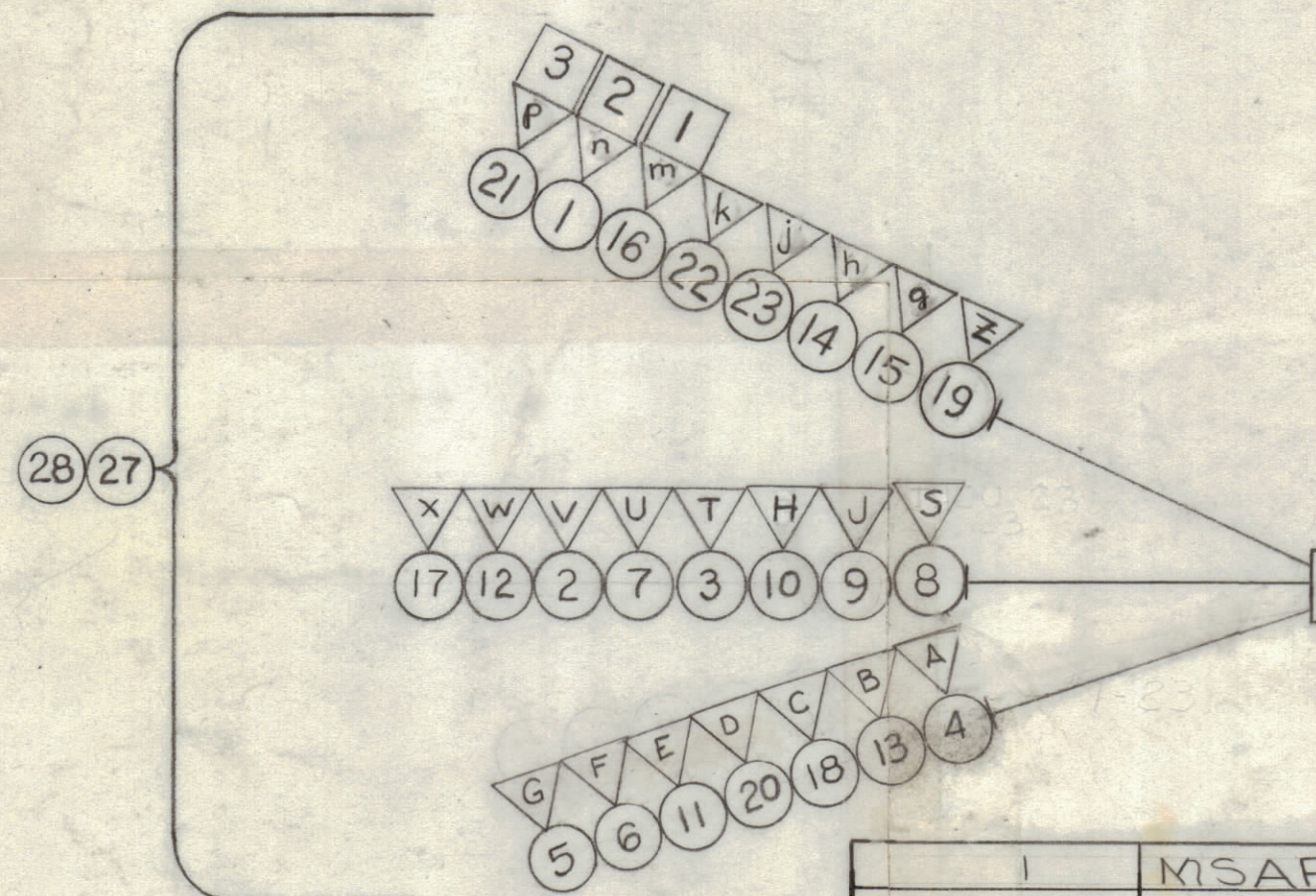


REVISIONS						
ZONE	LTR	DESCRIPTION	DATE	E.M.N.NO	DRAFT	CHKD APPD
	X	EXP. RELEASE	4-24-68			
	XI	REV. & UPDATED	1-19-69	X1		
	Ø	ORIGINAL RELEASE FOR PRODUCTION	1-22-69	Ø		
	A	LOC OF IT. 8 & 10 REVERSED	1/16/69	19642	KH/KD	OPP



29					
28	PX100-1-106	INS, SLVG, BLK			
1	27	MS3102A28-21P	CONN, RECP, ML 37/C		J19
	26	BS100	SOLDER, TIN ALLOY		
	25	CD101-1MW	CORD, NYLON LACING		
6	24	LA101	BAND MARKER, CABLE		
	23	LWC26(7)U6	J19 PIN J	XA18	PIN P
	22	LWC26(7)U5	k		R
	21	LWC26(7)U9	P		N
	20	LWC26(7)U95	D		D
	19	MWC24(7)U95	Z	XA18	1
	18	LWC26(7)U94	C	XA17	D
	17	MWC24(7)U94	X	XA17	1
	16	LWC26(7)U9	m	XA16	N
	15	LWC26(7)U8			P
	14	LWC26(7)U7	B		R
	13	LWC26(7)U91	B		D
	12	MWC24(7)U91	W	XA16	1
	11	LWC26(7)U92	E	XA15	D
	10	LWC26(7)U1	H		C
	9	LWC26(7)U2	J		B
	8	LWC26(7)U3	S		A
	7	MWC24(7)U92	U	XA15	1
	6	LWC26(7)U96	F	XA14	14
	5	LWC26(7)U97	G		13
	4	LWC26(7)U93	A		15
	3	MWC24(7)U4	T		R
	2	MWC24(7)U93	V		S
	1	LWC26(7)U9	J19 PIN n	XA14	PIN A



QTY. REQ.	ITEM	PART NO.	FROM	DESCRIPTION	TO	SYMBOL
-----------	------	----------	------	-------------	----	--------

HOGAN LIST OF MATERIAL

FINAL APPROVAL	DATE	THE TECHNICAL MATERIEL CORP. MAMARONECK, NEW YORK WIRING HARNESS, BRANCHED (AUTOMATION)
MECH. DES.	DATE	
ELECT. DES.	DATE	
CHECKED	DATE	
DRAWN	DATE	SIZE CODE IDENT.NO. DWG NO. ISSUE C 82679 CA1434 A
SCALE 1:1		SHEET OF

1	MSAR-4	BMA 310
QTY / UNIT	MODEL USED ON	ASS'Y NO.
APPLICATION		
CODE	S401-451	
A		
NOTICE TO PERSONS RECEIVING THIS DRAWING THE TECHNICAL MATERIEL CORPORATION claims proprietary right in the material disclosed hereon. This drawing is issued in confidence for engineering information only and may not be reproduced or used to manufacture anything shown hereon without permission from THE TECHNICAL MATERIEL CORPORATION to the user. This drawing is loaned for mutual assistance and is subject to recall at any time.		