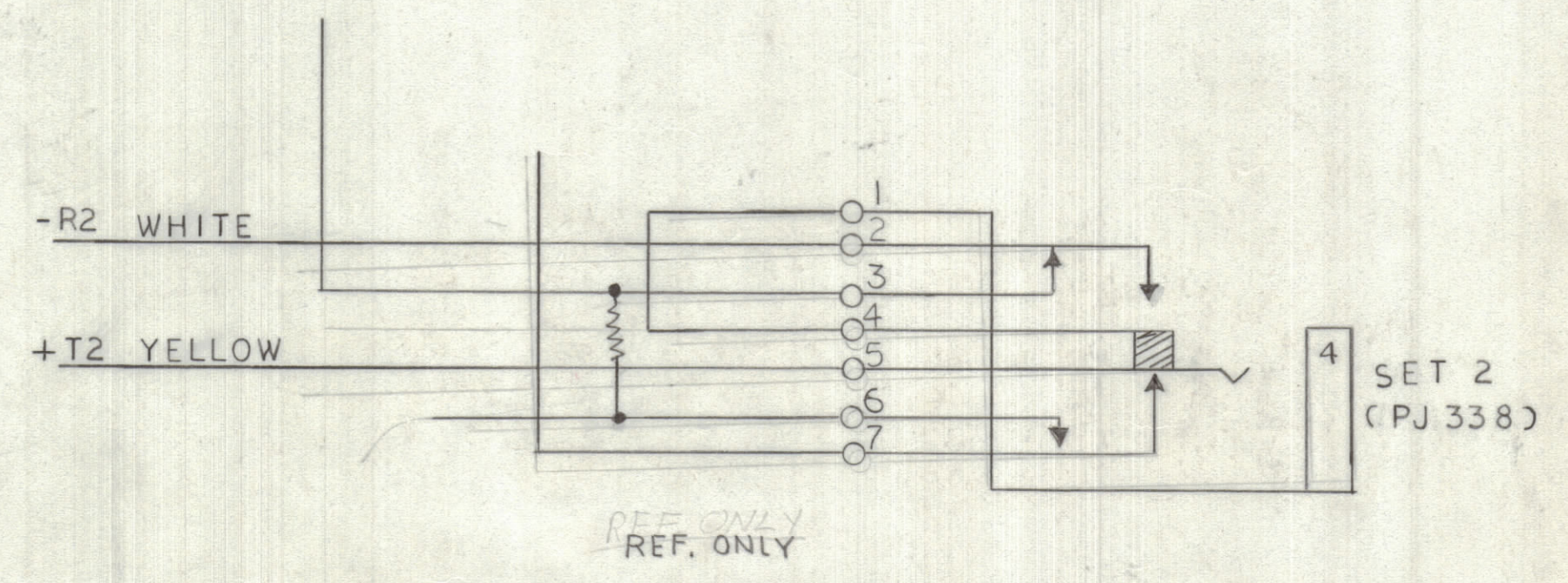
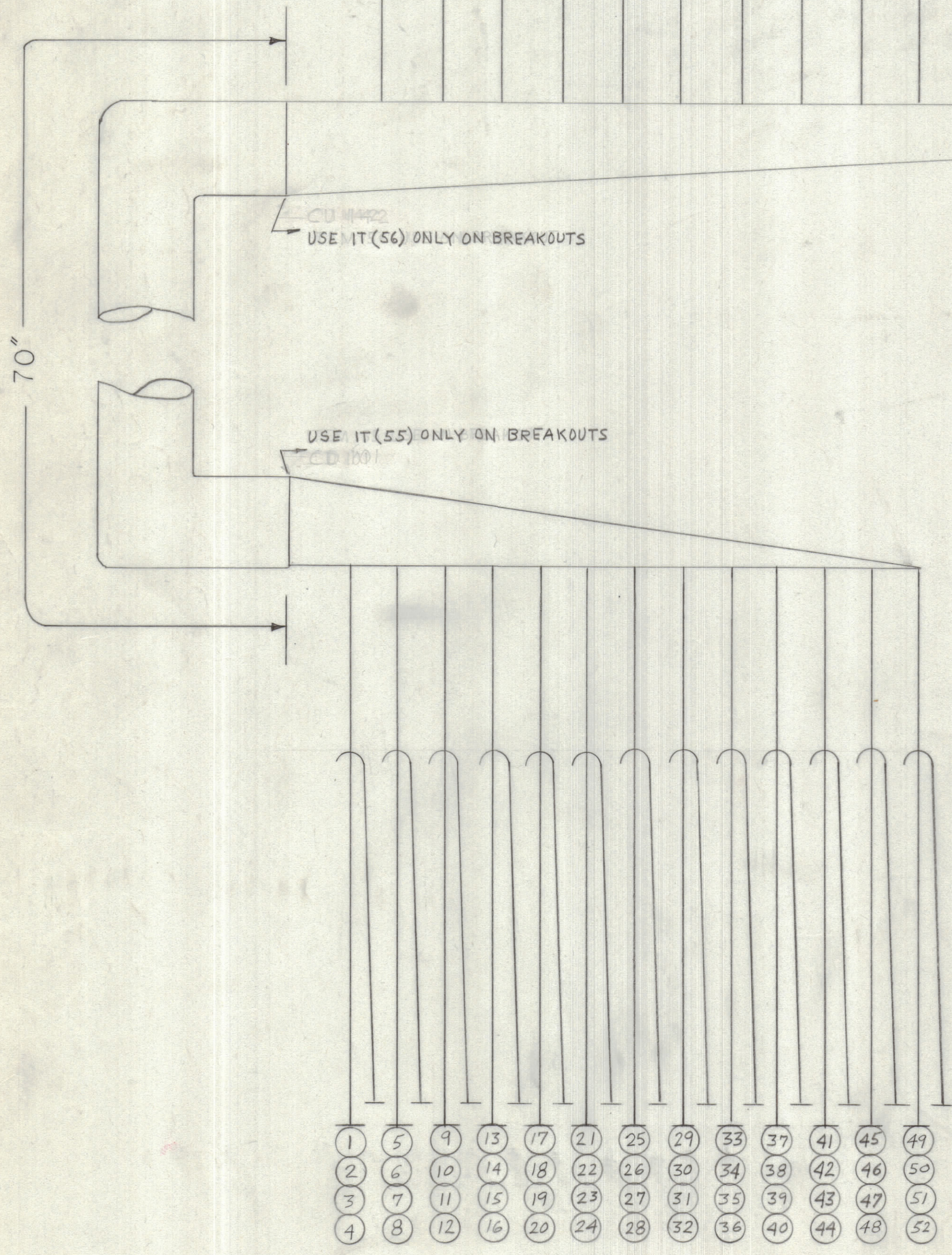
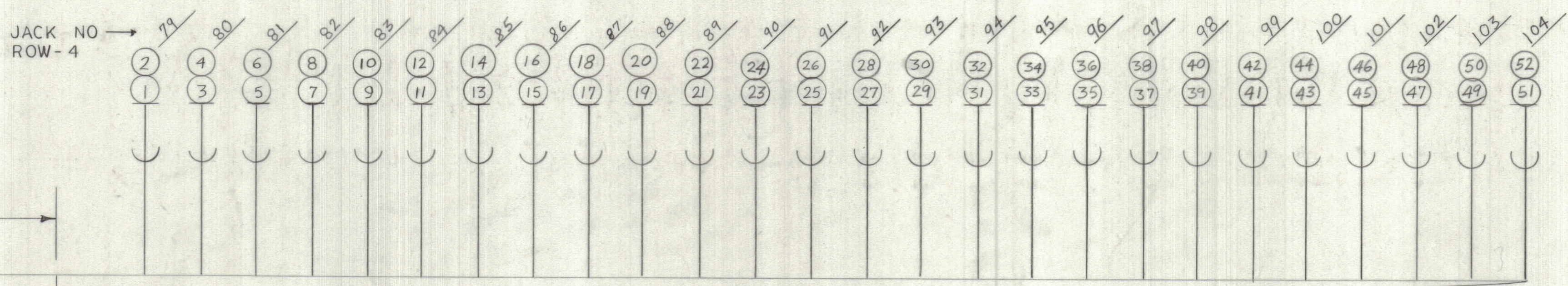


REVISIONS						
ZONE	LTR	DESCRIPTION	DATE	E.M.N.NO	DRAFT	CHKD
X	X	EXP. RELEASE	8-31-67		H.G.	
		ORIG. RELEASE FOR PRODUCTION	12-21-67		R.S.	

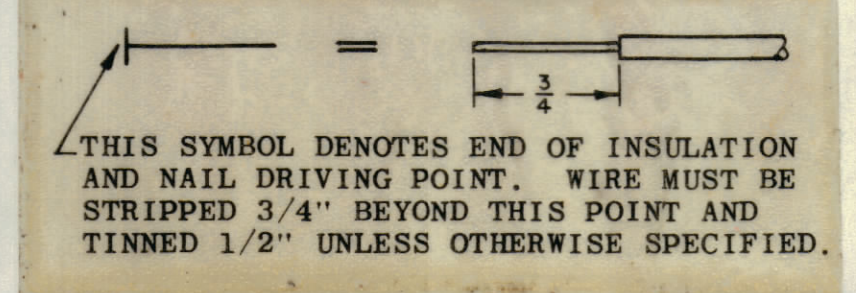
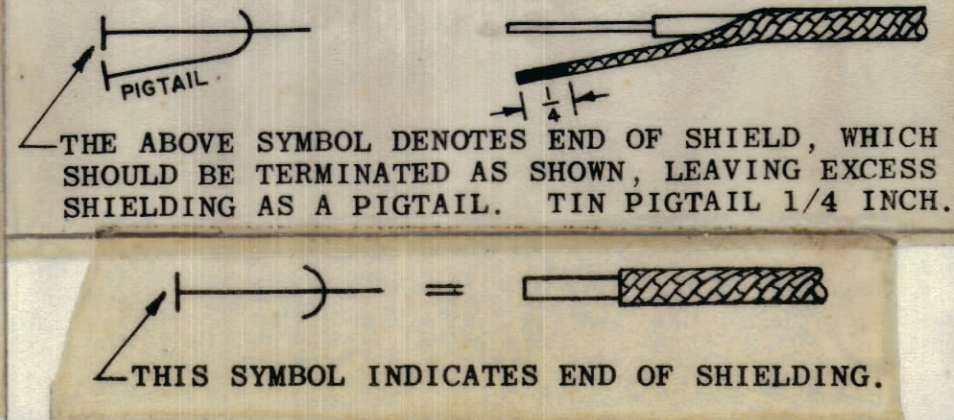


QTY. REQ.	ITEM	PART NO.	DESCRIPTION	SYMBOL
X	57	BS100	SOLDER, TIN ALLOY	
X	56	CU 14 2	STRAP, CBL, ADJ.	
X	55	CD 101-1-MW	CORD, NYLON, LACING	
X	54	PX 830-16-1	INS. SLVG, SHRINK RINK	
X	53	PX 100-1-1,500	INS. SLVG, ELEC.	
			"B" BLOCK (D) TERM #	
	52	MWC 22(7) SJ	4	255
	51		9	254
	50		4	245
	49		9	244
	48		4	235
	47		9	234
	46		4	225
	45		9	224
	44		4	215
	43		9	214
	42		4	205
	41		9	204
	40		4	195
	39		9	194
	38		4	185
	37		9	184
	36		4	175
	35		9	174
	34		4	165
	33		9	164
	32		4	155
	31		9	154
	30		4	145
	29		9	144
	28		4	135
	27		9	134
	26		4	125
	25		9	124
	24		4	115
	23		9	114
	22		4	105
	21		9	104
	20		4	95
	19		9	94
	18		4	85
	17		9	84
	16		4	75
	15		9	74
	14		4	65
	13		9	64
	12		4	55
	11		9	54
	10		4	45
	9		9	44
	8		4	35
	7		9	34
	6		4	25
	5		9	24
	4		4	15
	3		9	14
	2		4	5
	1	MWC 22(7) SJ	9	4

UNLESS OTHERWISE SPECIFIED WIRES SHOULD BE PLACED IN CABLE IN NUMERICAL SEQUENCE AS THEY APPEAR IN ITEM COLUMN BY CATEGORY.

- ALL R.F. CABLES
- ALL SHIELDED CABLES
- ALL OTHERS

SPACE LACING APPROXIMATELY 3/4" APART.



1	RAK-75-4	
QTY / UNIT	MODEL USED ON	ASS'Y NO.
APPLICATION		
CODE	S401-451	
NOTICE TO PERSONS RECEIVING THIS DRAWING		
THE TECHNICAL MATERIEL CORPORATION claims proprietary right in the material disclosed hereon. This drawing is issued in confidence for engineering information only and may not be reproduced or used to manufacture anything shown hereon without permission from THE TECHNICAL MATERIEL CORPORATION to the user. This drawing is loaned for mutual assistance and is subject to recall at any time.		

UNLESS OTHERWISE SPECIFIED DIMENSIONS ARE IN INCHES AND INCLUDE CHEMICALLY APPLIED OR PLATED FINISHES	
FINAL APPROVAL	DATE
M.E. STURMER	12-27-67
MECH. DES.	DATE
ELECT. DES.	DATE
CHECKED	DATE
DRAWN	DATE
TOLERANCES ON	
DECIMALS	FRACTIONS
.X ± .05	± 1/64
.XX ± .01	ANGLES
.XXX ± .005	± 0° -30'

LIST OF MATERIAL CA-J11214-13		
THE TECHNICAL MATERIEL CORP.		
MAMARONECK, NEW YORK		
WIRING HARNESS BRANCHED		
SIZE	CODE IDENT. NO.	DWG NO.
D	82679	CA 1360
SCALE	1:1	SHEET OF

CA 1360