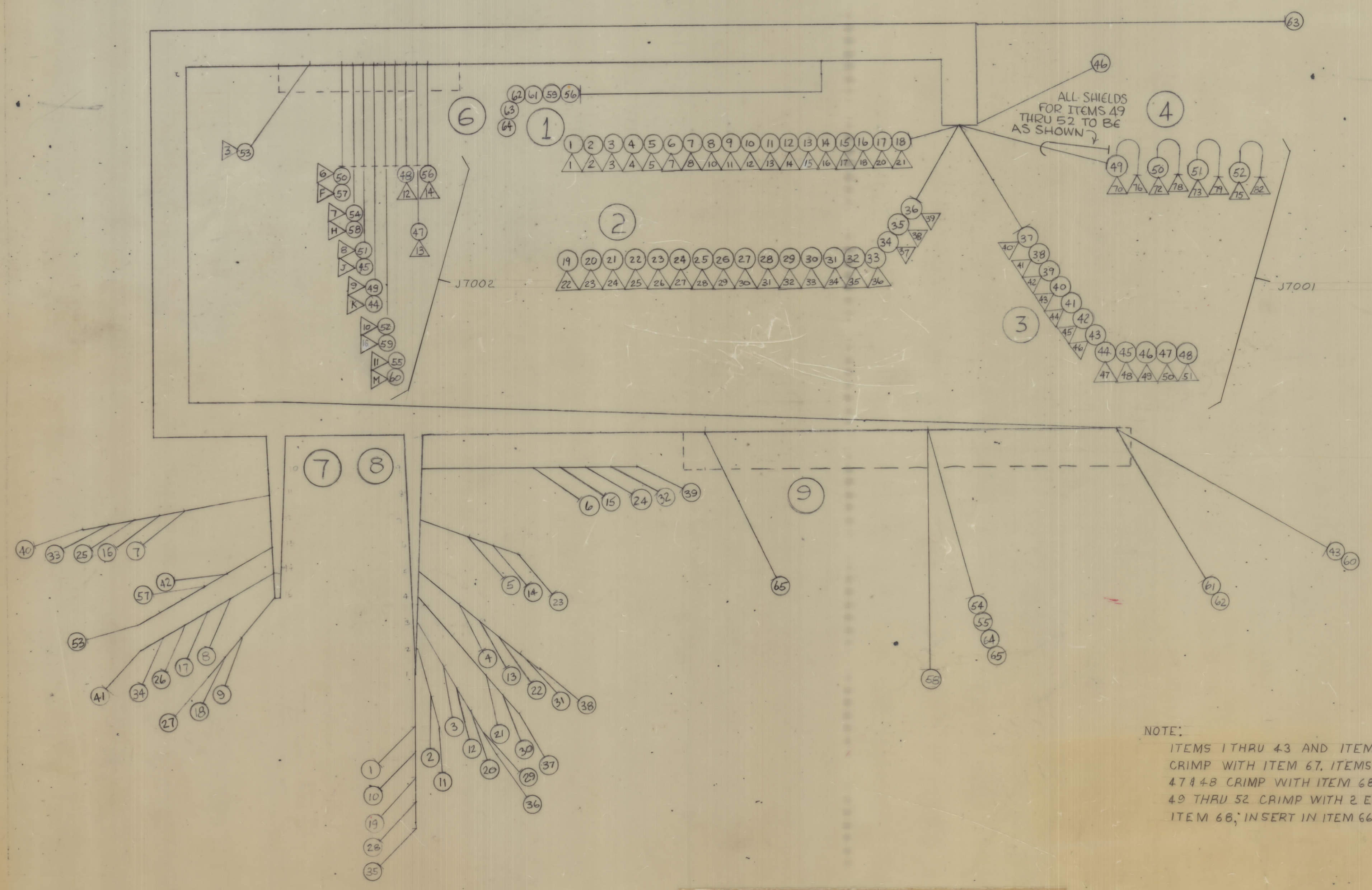



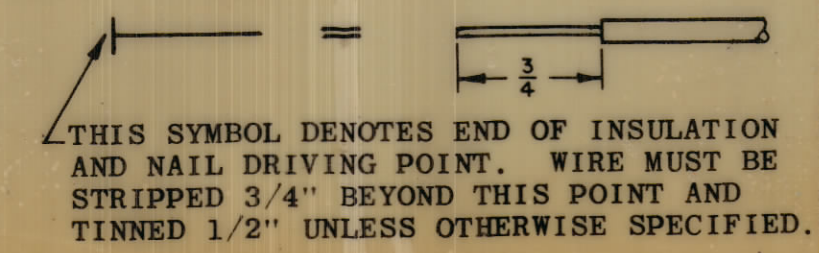
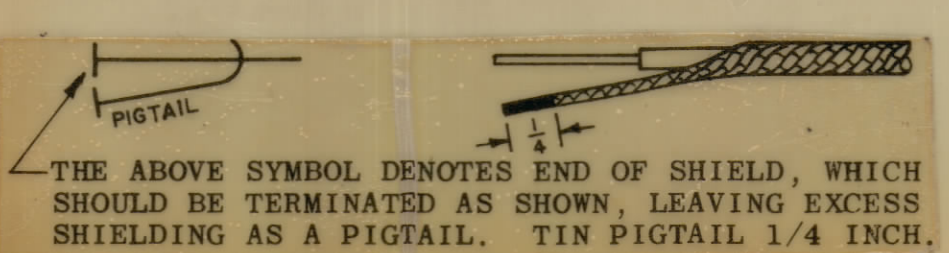
REVISIONS						
SYM	DESCRIPTION	DATE	EM.N. NO.	DRAFT	CHKD	APPD
X	EXP. RELEASE	9-28-60	X	2/27	GA	GA
Ø	ORIGINAL RELEASE FOR PRODUCTION	2-27-67		LAK		
A	CHG. IT. 53, ADD. IT. 64, 67 & 68, BRKT FOR JT001, JT002 & NOTE	9-17-71	20435	RZ		

SYMBOL - DENOTES
 ○ = ITEM NO.
 △ = PINS
 ○ = BREAKOUTS



NOTE:
 ITEMS 1 THRU 43 AND ITEM 46,
 CRIMP WITH ITEM 67. ITEMS 44, 45
 47 & 48 CRIMP WITH ITEM 68. ITEMS
 49 THRU 52 CRIMP WITH 2 EACH OF
 ITEM 66, INSERT IN ITEM 66.

UNLESS OTHERWISE SPECIFIED
 WIRES SHOULD BE PLACED IN CABLE IN NUMERICAL SEQUENCE
 AS THEY APPEAR IN ITEM COLUMN BY CATEGORY.
 1. ALL R.F. CABLES
 2. ALL SHIELDED CABLES
 3. ALL OTHERS
 SPACE LACING APPROXIMATELY 3/4" APART.



REQ'D.	ITEM	PART NUMBER	DESCRIPTION	SYMBOL
	F. BUDETTI LIST OF MATERIAL			
	THE TECHNICAL MATERIEL CORP. MAMARONECK, NEW YORK			
	CABLE, BRANCHED			
	UNLESS OTHERWISE SPECIFIED DIMENSIONS ARE IN INCHES AND INCLUDE CHEMICALLY APPLIED OR PLATED FINISHES		DRAWN GA DATE 1-28-60	FINAL APPROVAL DATE REV. LTR.
	1	SWCB-3K	ELECT. DES. DATE 1-28-60	CA1271
	REQ.	MODEL	MECH. DES. DATE	REV. LTR.

MIL 3-1-67