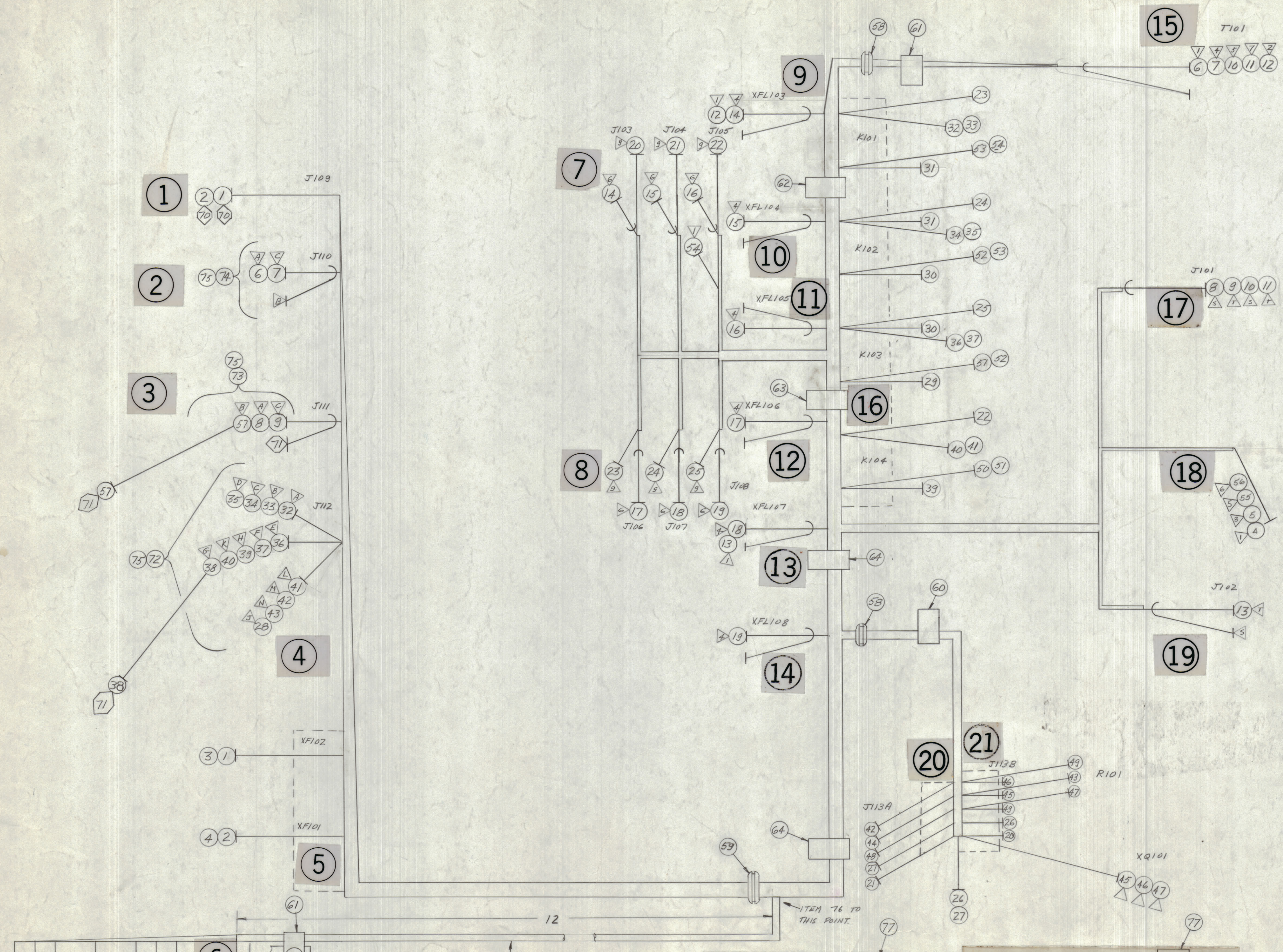


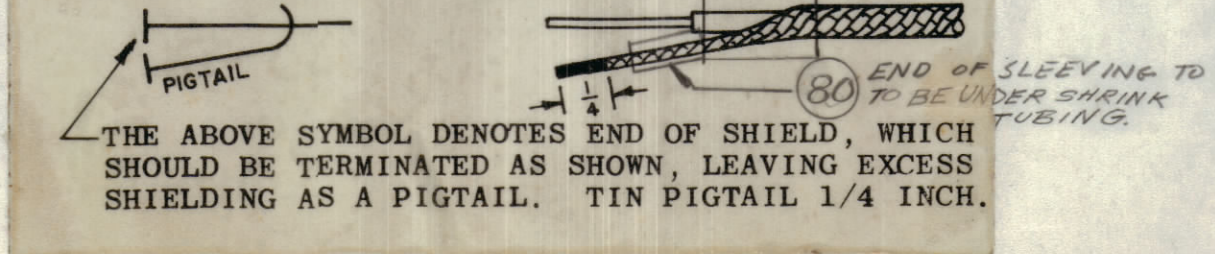
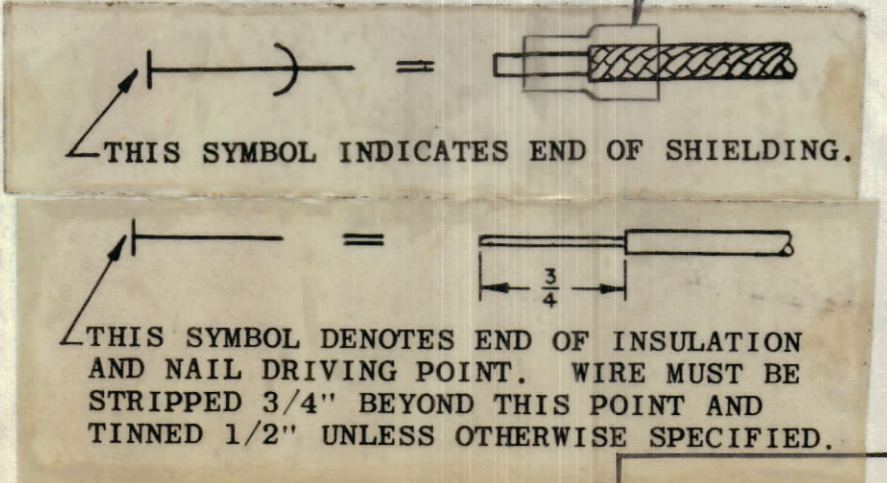
REVISIONS						
ZONE	BY	DESCRIPTION	DATE	E.M.N. NO.	DRAFT	CHKD
0		Release for Production	11/13/65			
A		IT 66 WAS SCBP0632.BN6	5/8/64	15865	WVW	JCB



QTY	UNIT	MODEL USED ON	ASSY. NO.	DESCRIPTION	TO	SYMBOL
80				PX100-1-085		
79				CP101-1MW		
78				B5100		
77				PX830-12-1		
76				PX100-1-294		
75				PX100-1-133		
74				MS3102A145-1P	J110	
73				MS3102A145-1S	J111	
72				MS3102A20-2.95	J112	
71				TE104-1		
70				TE156-32.947		
69				NTH0632.BN8		
68				LWEO6.MRN		
67				FW06.HEN		
66				SCBP0632.BN7		
65				TI105-12.AL		
64				CU102-6		
63				CU102-5		
62				CU102-4		
61				CU102-3		
60				CU102-2		
59				EY102-7		
58				EY102-5		
57				MWC22(7)U0	J111 PIN B	END
56				MWC22(7)U5	TB201-12	I101
55				MWC22(7)U4	TB201-11	I101
54				MWC22(7)U38	K101	J105 PIN 1
53				MWC22(7)U98	K102	K101
52				MWC22(7)U98	K103	K102
51				MWC22(7)U98	K104	K103
50				MWC22(7)U98	TB201-8	K104
49				MWC22(7)U3	J113B	R101
48				MWC22(7)U3	TB201-10	J113A PIN 4
47				MWC22(7)U3	J113B	XQ101
46				MWC22(7)U3	J113B	PIN 2 XQ101
45				MWC22(7)U3	J113B	PIN 3 XQ101
44				MWC22(7)U3	J113B	PIN 4 XQ101
43				MWC22(7)U3	J113B	PIN 5 XQ101
42				MWC22(7)U3	J113B	PIN 6 XQ101
41				MWC22(7)U3	J113B	PIN 7 XQ101
40				MWC22(7)U3	J113B	PIN 8 XQ101
39				MWC22(7)U3	J113B	PIN 9 XQ101
38				MWC22(7)U3	J113B	PIN 10 XQ101
37				MWC22(7)U3	J113B	PIN 11 XQ101
36				MWC22(7)U3	J113B	PIN 12 XQ101
35				MWC22(7)U3	J113B	PIN 13 XQ101
34				MWC22(7)U3	J113B	PIN 14 XQ101
33				MWC22(7)U3	J113B	PIN 15 XQ101
32				MWC22(7)U3	J113B	PIN 16 XQ101
31				MWC22(7)U3	J113B	PIN 17 XQ101
30				MWC22(7)U3	J113B	PIN 18 XQ101
29				MWC22(7)U3	J113B	PIN 19 XQ101
28				MWC22(7)U3	J113B	PIN 20 XQ101
27				MWC22(7)U3	J113B	PIN 21 XQ101
26				MWC22(7)U3	J113B	PIN 22 XQ101
25				MWC22(7)U3	J113B	PIN 23 XQ101
24				MWC22(7)U3	J113B	PIN 24 XQ101
23				MWC22(7)U3	J113B	PIN 25 XQ101
22				MWC22(7)U3	J113B	PIN 26 XQ101
21				MWC22(7)U3	J113B	PIN 27 XQ101
20				MWC22(7)U3	J113B	PIN 28 XQ101
19				MWC22(7)U3	J113B	PIN 29 XQ101
18				MWC22(7)U3	J113B	PIN 30 XQ101
17				MWC22(7)U3	J113B	PIN 31 XQ101
16				MWC22(7)U3	J113B	PIN 32 XQ101
15				MWC22(7)U3	J113B	PIN 33 XQ101
14				MWC22(7)U3	J113B	PIN 34 XQ101
13				MWC22(7)U3	J113B	PIN 35 XQ101
12				MWC22(7)U3	J113B	PIN 36 XQ101
11				MWC22(7)U3	J113B	PIN 37 XQ101
10				MWC22(7)U3	J113B	PIN 38 XQ101
9				MWC22(7)U3	J113B	PIN 39 XQ101
8				MWC22(7)U3	J113B	PIN 40 XQ101
7				MWC22(7)U3	J113B	PIN 41 XQ101
6				MWC22(7)U3	J113B	PIN 42 XQ101
5				MWC22(7)U3	J113B	PIN 43 XQ101
4				MWC22(7)U3	J113B	PIN 44 XQ101
3				MWC22(7)U3	J113B	PIN 45 XQ101
2				MWC22(7)U3	J113B	PIN 46 XQ101
1				MWC22(7)U3	J113B	PIN 47 XQ101

UNLESS OTHERWISE SPECIFIED WIRES SHOULD BE PLACED IN CABLE IN NUMERICAL SEQUENCE AS THEY APPEAR IN ITEM COLUMN BY CATEGORY.

- ALL R.F. CABLES
- ALL SHIELDED CABLES
- ALL OTHERS SPACE LACING APPROXIMATELY 3/4" APART.



NOTES

QTY/UNIT	SCALE	MODEL USED ON	ASSY. NO.
1		PAR-1	

DECIMALS	FRACTIONS	TOLERANCES	ELECT. DES.	MECH. DES.	DATE	DATE	DATE
X ± .05	± 1/64						
XX ± .01	± 1/32						
XXX ± .005	± 0° 30'						

THE TECHNICAL MATERIEL CORP. MAMARONECK, NEW YORK

WIRING HARNESS BRANCHED

DRAWN: [Signature] DATE: 11/13/65

CHECKED: [Signature] DATE: 11/16/65

FINAL APPROVAL: [Signature] DATE: 11/13/65

REVISIONS: [Signature] DATE: 11/13/65

CA 1181