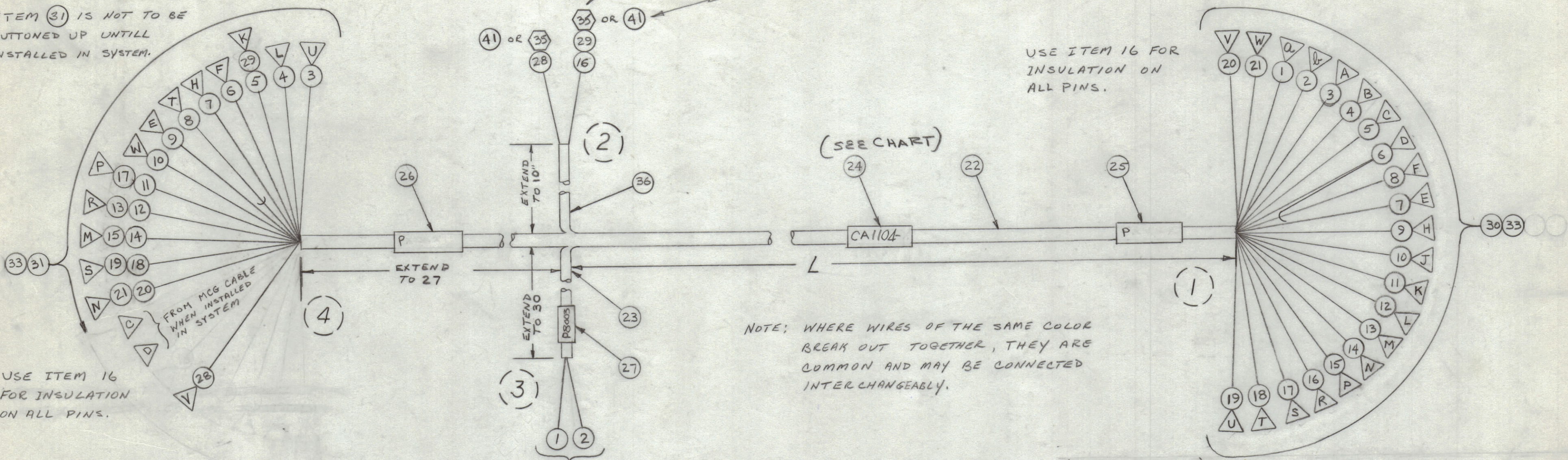


REVISIONS							
ZONE	SYM	DESCRIPTION	DATE	E.M.N. NO.	DRAFT	CHKD	APPD
	XI	21, 30 & 31 REVERSED, BREAKOUT #2 10" DIM ADDED	7-16-65	-M	JC		
	Ø	CABLE SPECS ADDED	7-19-65	Ø	M.V.		
		ORIGINAL RELEASE FOR PRODUCTION					

ITEM (31) IS NOT TO BE
BUTTONED UP UNTILL
INSTALLED IN SYSTEM.



TMC P/N	"L" DIM.	ITEM (24)	ITEM (25)	ITEM (26)	ITEM (27)
CA1104-1	60	LA107-18-CA1104-1	LA107-20-P6515-1	LA107-20-P8005-1	LA107-14-P8003-1
CA1104-2	60	LA107-18-CA1104-2	LA107-20-P6515-2	LA107-20-P8005-2	LA107-14-P8003-2

THIS SYMBOL DENOTES END OF INSULATION
AND NAIL DRIVING POINT. WIRE MUST BE
STRIPPED 3/4" BEYOND THIS POINT AND
TINNED 1/2" UNLESS OTHERWISE SPECIFIED.

REQ'D. ITEM	PART NUMBER	DESCRIPTION	SYMBOL	
3	41	PX830-16-1	INSUL, SLVG, SHRINK	
X	40	BS100	SOLDER, SOFT	
X	39	TA101-1	INS. TAPE, EL.	
X	38	CD101-1-MW	CORD, NYLON, LACING	
	37	PX100-1-095	INSULATION, SLEEVING	
	36	PX100-1-166	INSULATION, SLEEVING	
	2	35	TE120-2	LUG, SPADE

USED ON CA1104-2 ONLY

USED ON CA1104-1 ONLY

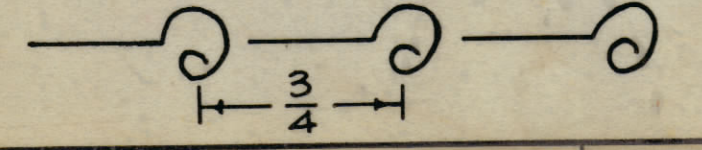
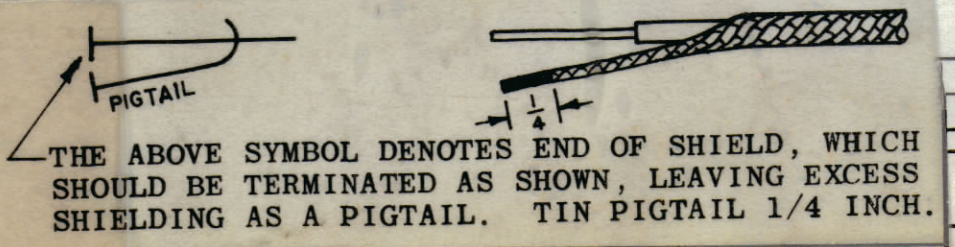
(CONTINUED BELOW)

FROM	TO	REQ'D.	ITEM	PART NUMBER	DESCRIPTION	SYMBOL
		1	34	MS3420-4A	BUSHING, RUBBER	
		2	33	MS3420-12A	BUSHING, RUBBER	
		1	32	PL177	CONN, PLUG, MALE, AC	
		1	31	PL212-3	CONN, PLUG MALE	
		1	30	PL212-4	CONN, PLUG FEMALE	
2	4		29	MWC20(7) U 2		
2	4		28	MWC20(7) U 92		
		1	27	LA107-14-SEE CHART	SLV, MARKER, CABLE	
		1	26	LA107-20-SEE CHART		
		1	25	LA107-20-SEE CHART		
		1	24	LA107-18-SEE CHART	SLV, MARKER, CABLE	
			23	PX100-1-148	INSULATION, SLEEVING	
			22	PX100-1-500	INSULATION, SLEEVING	
		1	21	MWC20(7) U 97		
		1	20		97	
		1	19		96	
		1	18		96	
		1	17		0	
		1	16		2	
		1	15		95	
		1	14		94	
		1	13		93	
		1	12		93	
		1	11		0	
		1	10		8	
		1	9	MWC20(7) U 8		
		1	8	MWC22(7) SJ 6		
		1	7	MWC20(7) U 7		
		1	6		98	
		1	5		2	
		1	4		91	
		1	3		1	
		1	2		90	
		1	1	MWC20(7) U 9		

UNLESS OTHERWISE SPECIFIED
WIRES SHOULD BE PLACED IN CABLE IN NUMERICAL SEQUENCE
AS THEY APPEAR IN ITEM COLUMN BY CATEGORY.

- ALL R.F. CABLES
- ALL SHIELDED CABLES
- ALL OTHERS

SPACE LACING APPROXIMATELY 3/4" APART.



LIST OF MATERIAL

MATERIAL		THE TECHNICAL MATERIEL CORP. MAMARONECK, NEW YORK	
FINISH		TITLE WIRING HARNESS, BRANCHED (MSA-HFP)	
UNLESS OTHERWISE SPECIFIED DIMENSIONS ARE IN INCHES AND INCLUDE CHEMICALLY APPLIED OR PLATED FINISHES		DRAWN M. STURMER	DATE 4-27-65
DECIMALS .X ± .05 .XX ± .01 .XXX ± .005		CHECKED [Signature]	DATE 5-17-65
FRACTIONS ± 1/64 ANGLES ± 0° 30'		ELECT. DES. [Signature]	DATE 7-16-65
TOLERANCES		MECH. DES. [Signature]	DATE

THE CONTENTS OF THIS DRAWING ARE THE EXCLUSIVE PROPERTY
OF THE TECHNICAL MATERIEL CORP. ITS UNAUTHORIZED USE OR
REPRODUCTION IN WHOLE OR IN PART IS STRICTLY FORBIDDEN.

DDR-SL

SCALE

CODE
A

ASS'Y. NO.

FINAL APPROVAL
[Signature]