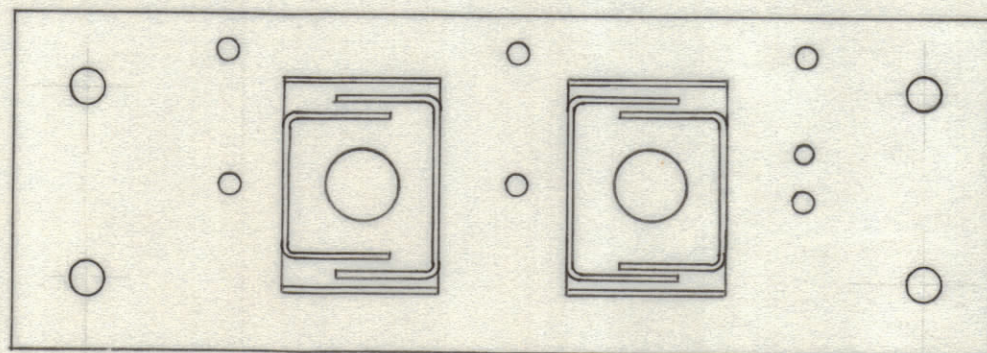
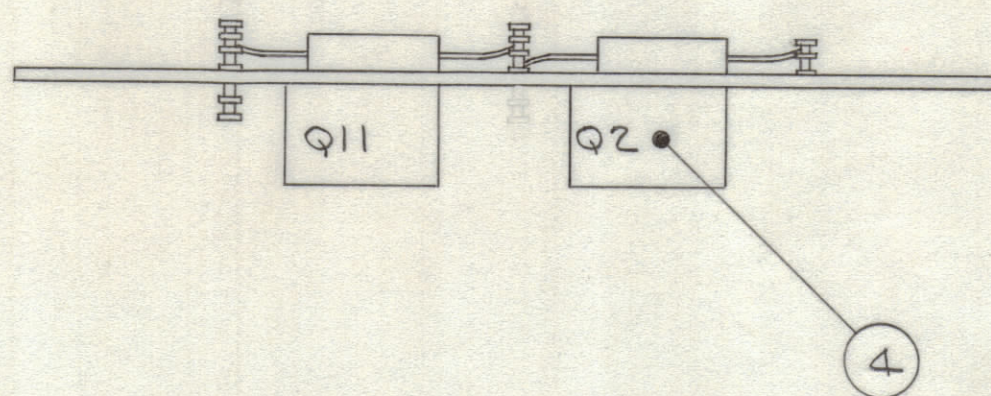
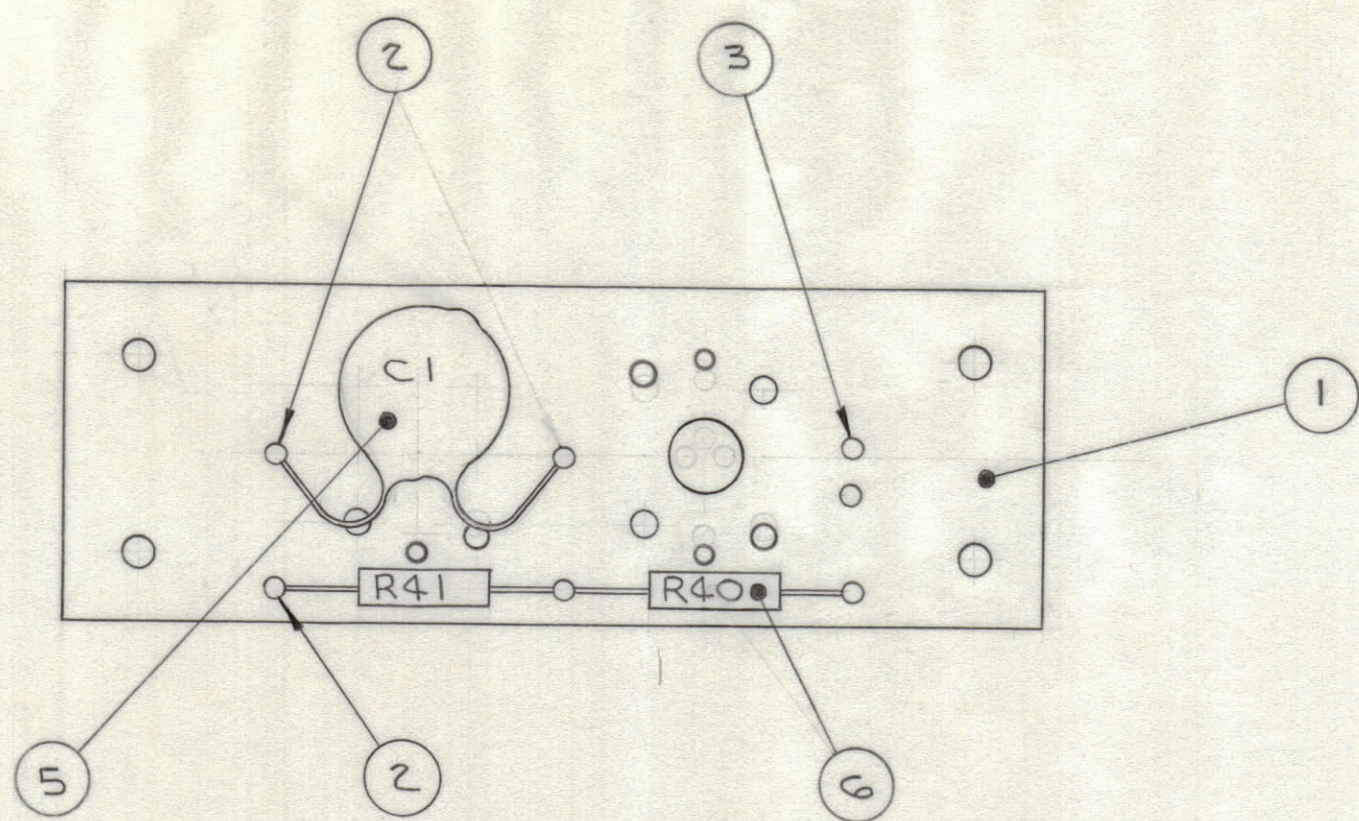


REVISIONS						
ZONE	LTR	DESCRIPTION	DATE	E.M.N.NO	DRAFT	CHKD APPD
	X	DWG WAS 40N12C7180	9/15/68		C. G. B.	
	Ø	ORIGINAL RELEASE FOR PRODUCTION	10/9/69		R.G.	



NOTES

- 1. PURCHASED FROM GENERAL ELECTRIC CORP, MAMARONECK, NY, SAVERIDGE, MASS 02138
- 2. PURCHASED FROM RCA, HARRISON, NEW JERSEY 07029

REFERENCE DRAWINGS

SCHEMATIC - VIDEO MODULATOR CK 8142

QTY. REQ.	ITEM	PART NO.	DESCRIPTION	SYMBOL
2	6	RC42GF103J	RESISTOR, 10K, 2W, 5%	R40, R41
1	5	CC100-32	CAPACITOR, .1M, 500V	C1
2	4	40410	TRANSISTOR	Q2, Q11
5	3	TE168-3-B	TERMINAL, MINATURE	NOTE 1
2	2	TE168-4-B	TERMINAL, MINATURE ED THRU	NOTE 1
1	1	LD8074/MS8371	TERMINAL AMP BOARD	

LIST OF MATERIAL

THE TECHNICAL MATERIEL CORP.
MAMARONECK, NEW YORK

FEED BACK AMP BOARD ASSY
VIDEO MODULATOR

UNLESS OTHERWISE SPECIFIED DIMENSIONS ARE IN INCHES AND INCLUDE CHEMICALLY APPLIED OR PLATED FINISHES	FINAL APPROVAL JFP	DATE 7-15-68
	MECH. DES. P.T.	DATE 5-1-68
	ELECT. DES. JFP	DATE
TOLERANCES ON	CHECKED JFP	DATE 7-15-68
DECIMALS .X ± .05 .XX ± .01 .XXX ± .005	DRAWN WML MCKINLEY	DATE 1 MAY 68
FRACTIONS ± 1/64 ANGLES ± 0°-30'		

I	SPT-3KVHF	AX8038
QTY / UNIT	MODEL USED ON	ASS'Y NO.
APPLICATION A8093		
	CODE	

NOTICE TO PERSONS RECEIVING THIS DRAWING
THE TECHNICAL MATERIEL CORPORATION claims proprietary right in the material disclosed herein. This drawing is issued in confidence for engineering information only and may not be reproduced or used to manufacture anything shown hereon without permission from THE TECHNICAL MATERIEL CORPORATION to the user. This drawing is loaned for mutual assistance and is subject to recall at any time.

MATERIAL	SIZE	CODE IDENT. NO.	DWG NO.	ISSUE
FINISH	C	82679	A8092	Ø
	SCALE	1/1	SHEET	1 OF 1