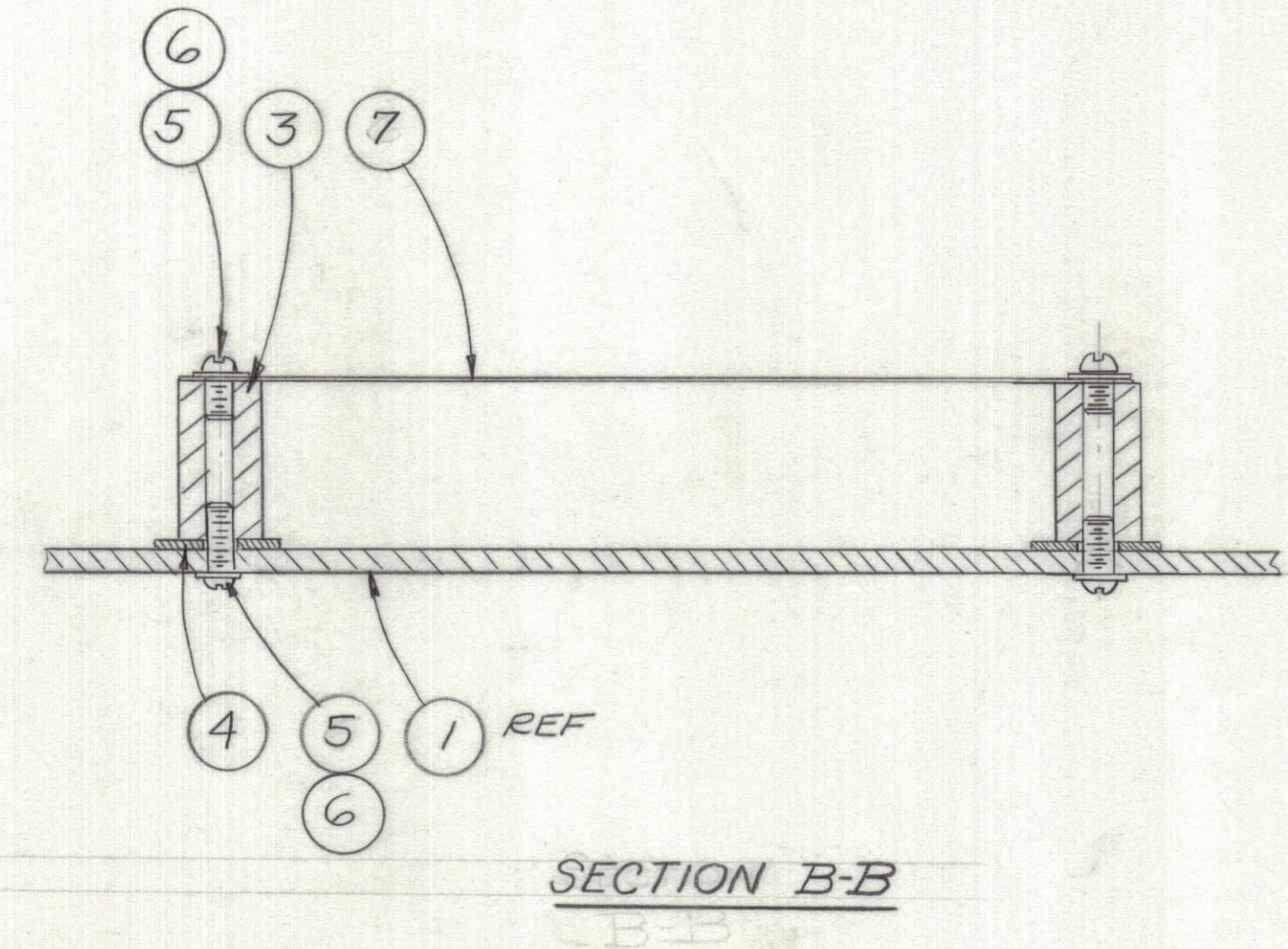
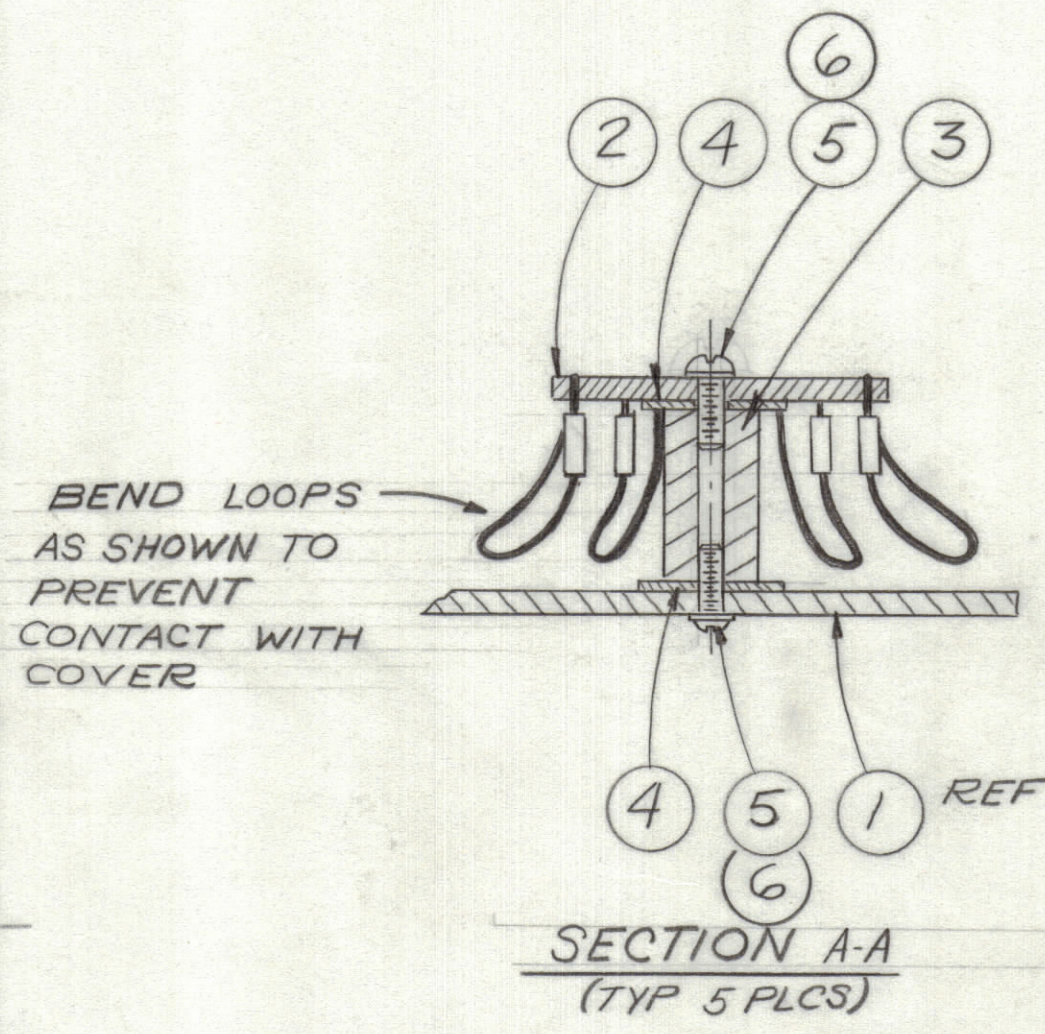
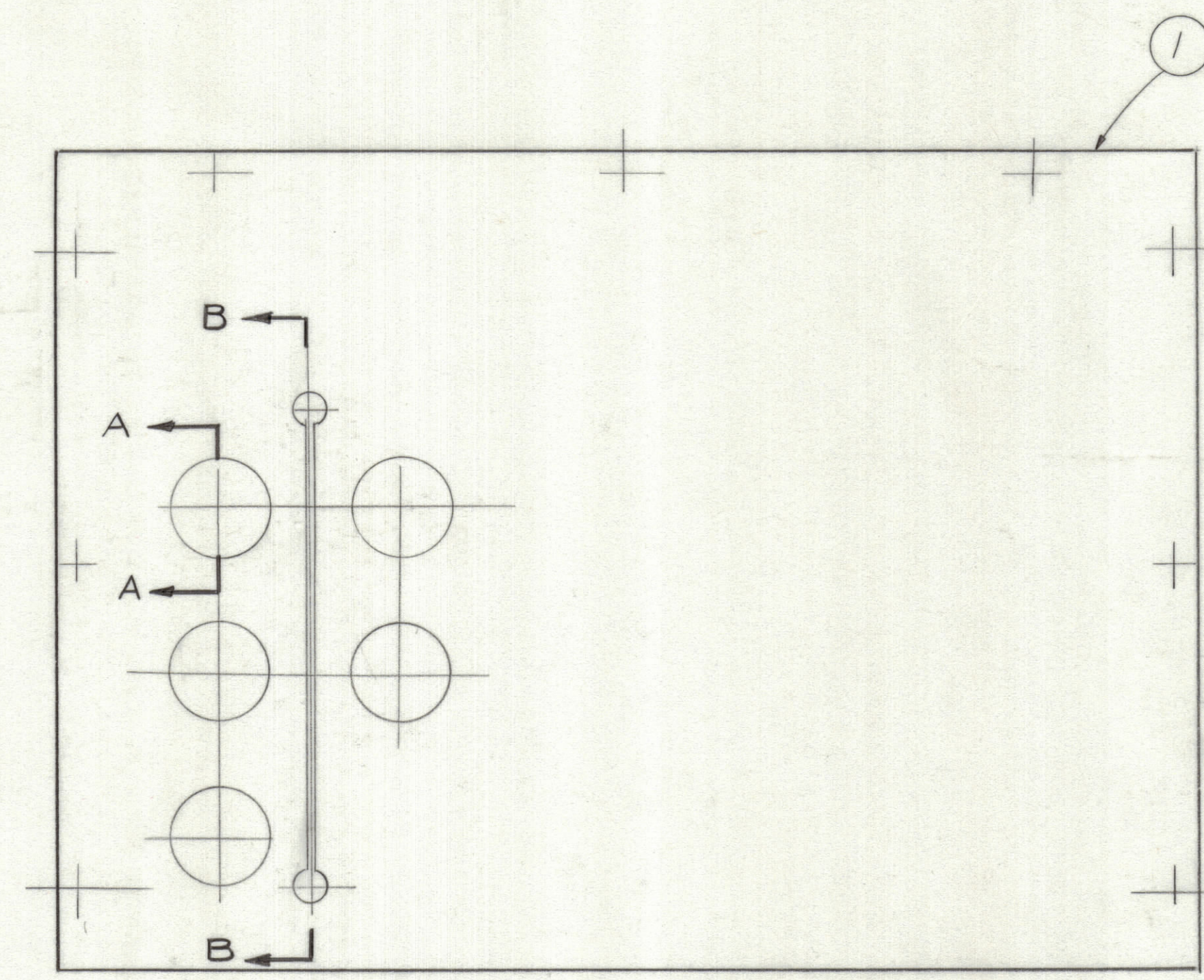


REVISIONS							
ZONE	LTR	DESCRIPTION	DATE	E.M.N.NO	DRAFT	CHKD	APPD



QTY. REQ.	ITEM	PART NO.	DESCRIPTION	SYMBOL
1	7	MWC-22(7)U9	Nº 22 BUSS WIRE	
14	6	FWOGMRN	FLAT WASHER	
14	5	SCBP0632BN4	BINDER SCREW	
12	4	WA109 3G	FIBER WASHER	
7	3	NS3W 0104	SPACER	
5	2	DAVEN 1130-3	DIVIDER	
1	1	MSB095	BOTTOM COVER	

LIST OF MATERIAL

FINAL APPROVAL	DATE
<i>[Signature]</i>	3-20-68
MECH. DES.	DATE
<i>[Signature]</i>	2-8-68
ELECT. DES.	DATE
CHECKED	DATE
G. ORLANDI	3-18-68
DRAWN	DATE
<i>[Signature]</i>	2-15-68

THE TECHNICAL MATERIEL CORP. MAMARONECK, NEW YORK			
BOTTOM COVER ASSY			
AJP-6 UNIT 19			
SIZE	CODE IDENT. NO.	DWG NO.	ISSUE
D	82679	A8035	Ø
SCALE	SHEET		OF
	1		

1	19	
QTY / UNIT	MODEL USED ON	ASS'Y NO.
	APPLICATION	
	CODE	
NOTICE TO PERSONS RECEIVING THIS DRAWING THE TECHNICAL MATERIEL CORPORATION claims proprietary right in the material disclosed hereon. This drawing is issued in confidence for engineering information only and may not be reproduced or used to manufacture anything shown hereon without permission from THE TECHNICAL MATERIEL CORPORATION to the user. This drawing is loaned for mutual assistance and is subject to recall at any time.		
UNLESS OTHERWISE SPECIFIED DIMENSIONS ARE IN INCHES AND INCLUDE CHEMICALLY APPLIED OR PLATED FINISHES		
TOLERANCES ON DECIMALS .X ± .05 FRACTIONS ± 1/64 .XX ± .01 ANGLES ± 0°-30' .XXX ± .005		
MATERIAL		
FINISH		