

IF IT IS FOUND DESIRABLE TO CHANGE ANY TOLERANCE OR OTHER DETAIL SPECIFIED ON THIS DRAWING NOTIFY THE PURCHASER PROMPTLY.

MAXIMUM ALLOWABLE TOLERANCES HAVE BEEN DETERMINED AND DEVIATIONS WILL BE CAUSE FOR REJECTION. REMOVE ALL BURRS AND SHARP EDGES

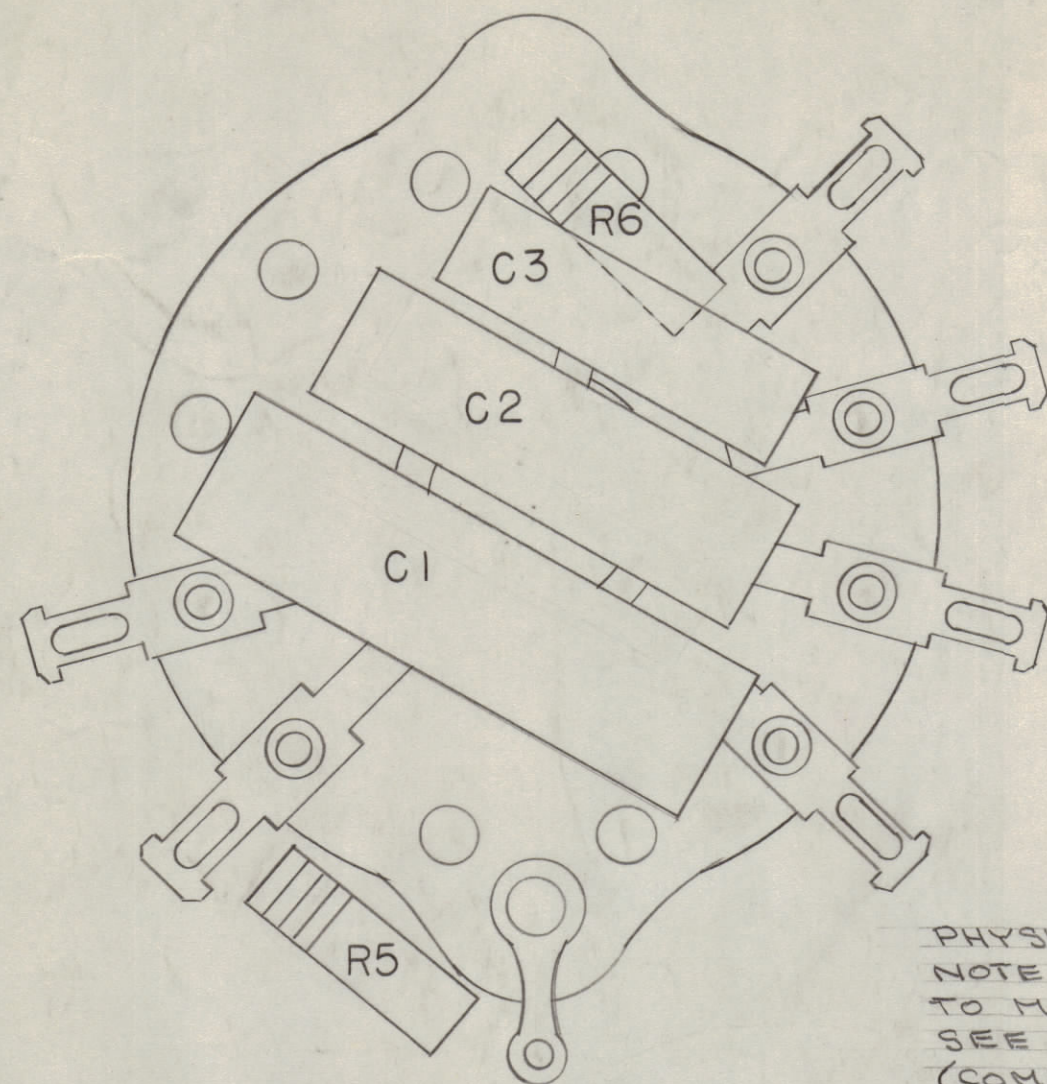
NOTICE TO PERSONS RECEIVING THIS DRAWING

THE TECHNICAL MATERIEL CORPORATION claims proprietary right in the material disclosed hereon. This drawing is issued in confidence for engineering information only and may not be reproduced or used to manufacture anything shown hereon without permission from THE TECHNICAL MATERIEL CORPORATION to the user. This drawing is loaned for mutual assistance and is subject to recall at any time.

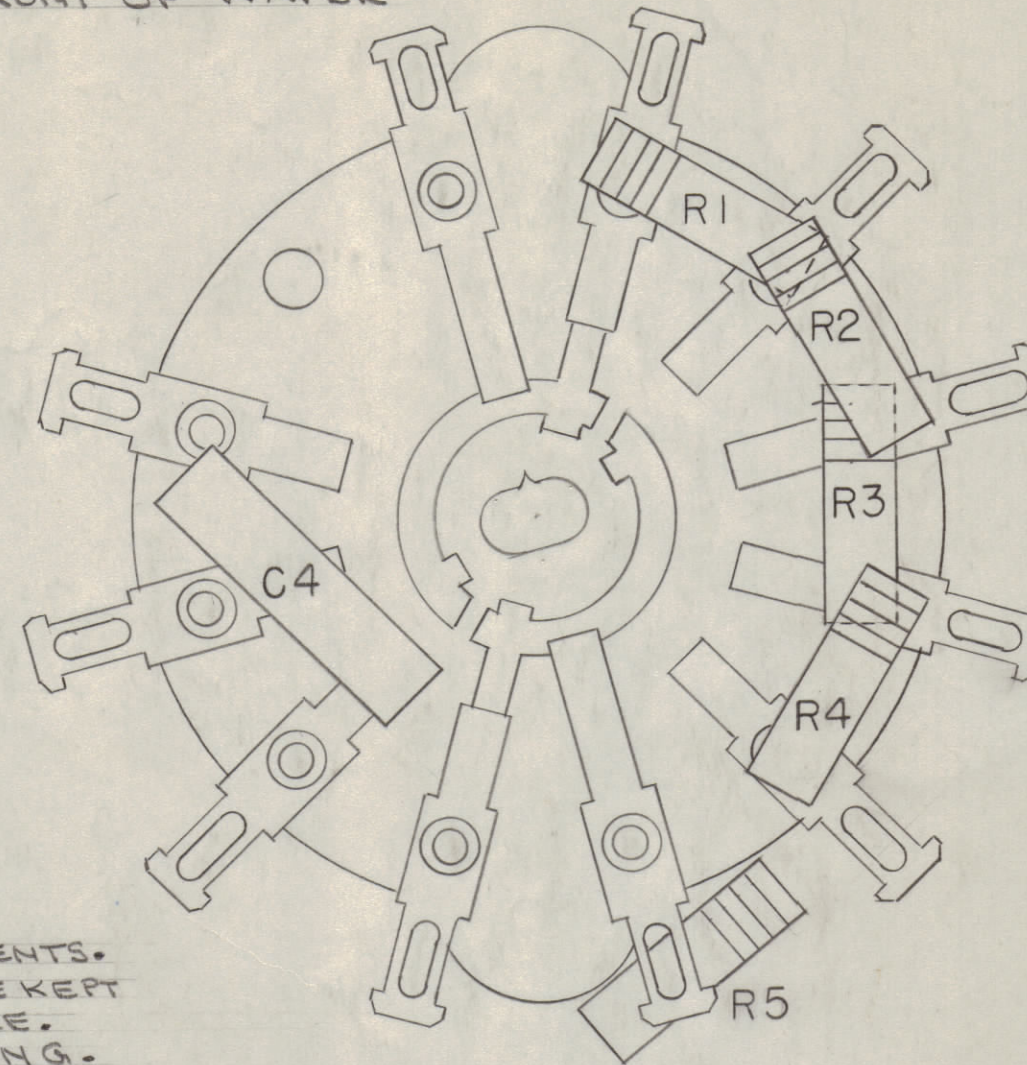
Property of:

THE TECHNICAL MATERIEL CORPORATION
MAMARONECK, NEW YORK

REAR OF WAFER



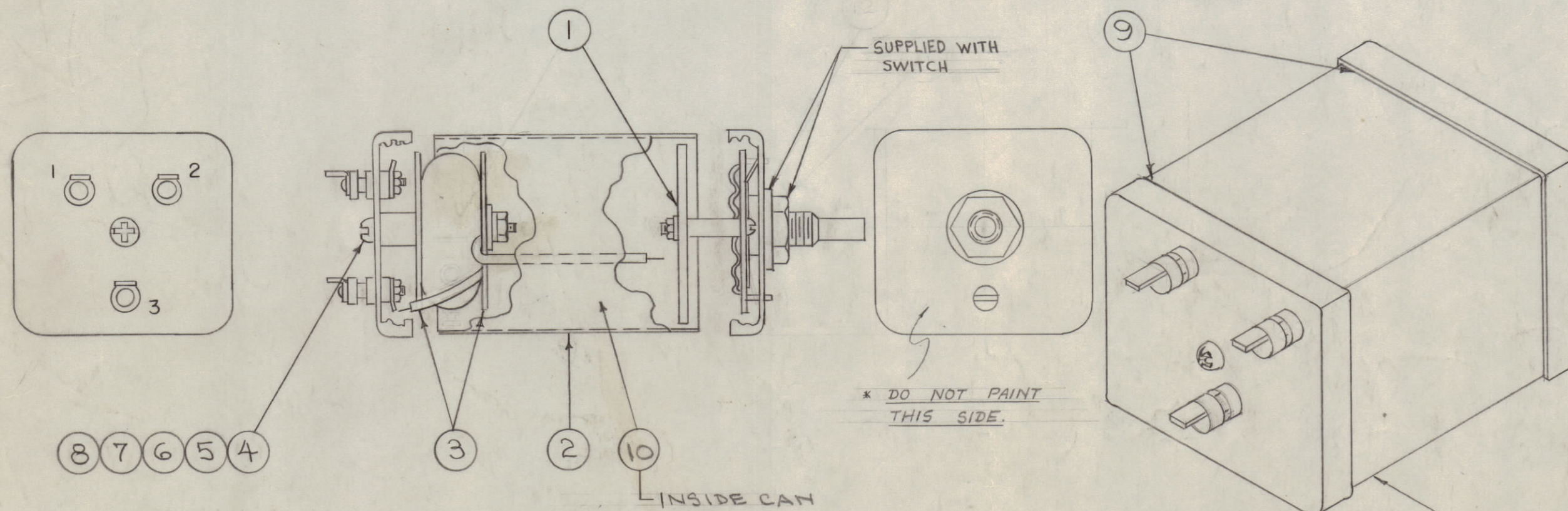
FRONT OF WAFER



PHYSICAL LAYOUT OF COMPONENTS.
NOTE THAT ALL LEADS MUST BE KEPT TO MINIMUM LENGTH POSSIBLE.
SEE DWG. A-864 FOR WIRING.
(COMPONENT LEADS TO BE AT LEAST 1/4" EACH END)

A-865 D

ALL FOUR SIDES



NOTE FINISH:

S-114 ZINC CHROMATE

S-241 LOW TEMP. BAKING ENAMEL

* (DO NOT PAINT SHAFT END, PAINT 5 SIDES ONLY)

STAMP NF-102 & T.M.C. INSIGNIA ON BOTTOM, AFTER PAINTING

12	DELETED	DELETED	
11	DELETED	DELETED	
10	IM 1A3	INSULATION SHEET, ELEC-CASE	
X 9	BS 100	SOLDER, TIN ALLOY	
1 8	NTH0632BN8	NUT, PLAIN, HEX.	
1 7	LWE06MRN	WASHER, LOCK, EXT.	
1 6	FW06HBN	WASHER, FLAT	
1 5	TE 117-1	SPACER, SLEEVE	
1 4	SCR0632BN18	SCREW, MACHINE	
2 3	WA-110-1	WASHER, NON METALLIC	
1 2	BX-123	CASE/COVER, METAL	
1 1	A-864	SWITCH ASS'Y.	

D	#	B/M UPDATED. ON PICT TERM STRIP FROM COIL DELE, LEADS ADD. ITS: 11 & 12 DELE. NOTE: 'SUPPLIED...' ADD.	11-11-64	12854	92.	@	
C	1	ITEM 4 WAS SCR50632BC16	7/21/66	3	13	CRS	
B	1	PAINT SPEC ADDED	12/13/64	2	13	FAIR	
A	1	STAMPING DATA. ADDED	11/5/65	1	13	FAIR	
ISSUE	ITEM	CHANGED FROM	DATE	CN. NO.	DRAFTS	CHECKER	ENG. APP.
TOLERANCES		SCALE:					
ALL DIMS	DEC. DIM. ±	DRILL, PUNCH, COMMERCIAL STOCK SIZES AND MANUFACTURERS TOLERANCES ARE NOT INCLUDED.					
	FRAC. DIM. ±						
	ANGULAR DIM. ±						

1	NF-102			
MODEL	PROJECT NO.	ASS'Y. NO.	DATE	
USED ON				

REQ. ITEM	PART NO.	DESCRIPTION	SYMBOL
THE TECHNICAL MATERIEL CORP. MAMARONECK, NEW YORK			
FINAL ASSEMBLY			
NETWORK NF-102			
TYPE & TEMPER		C.D.D. 10-22-54	KZ
HEAT TREAT. SPEC.		M.H.S.	A.J.J.
FINISH & SPEC. NO.		SEE NOTE	A-865 D