

IF IT IS FOUND DESIRABLE TO CHANGE ANY TOLERANCE OR OTHER DETAIL SPECIFIED ON THIS DRAWING NOTIFY THE PURCHASER PROMPTLY.

MAXIMUM ALLOWABLE TOLERANCES HAVE BEEN DETERMINED AND DEVIATIONS WILL BE CAUSE FOR REJECTION. REMOVE ALL BURRS AND SHARP EDGES

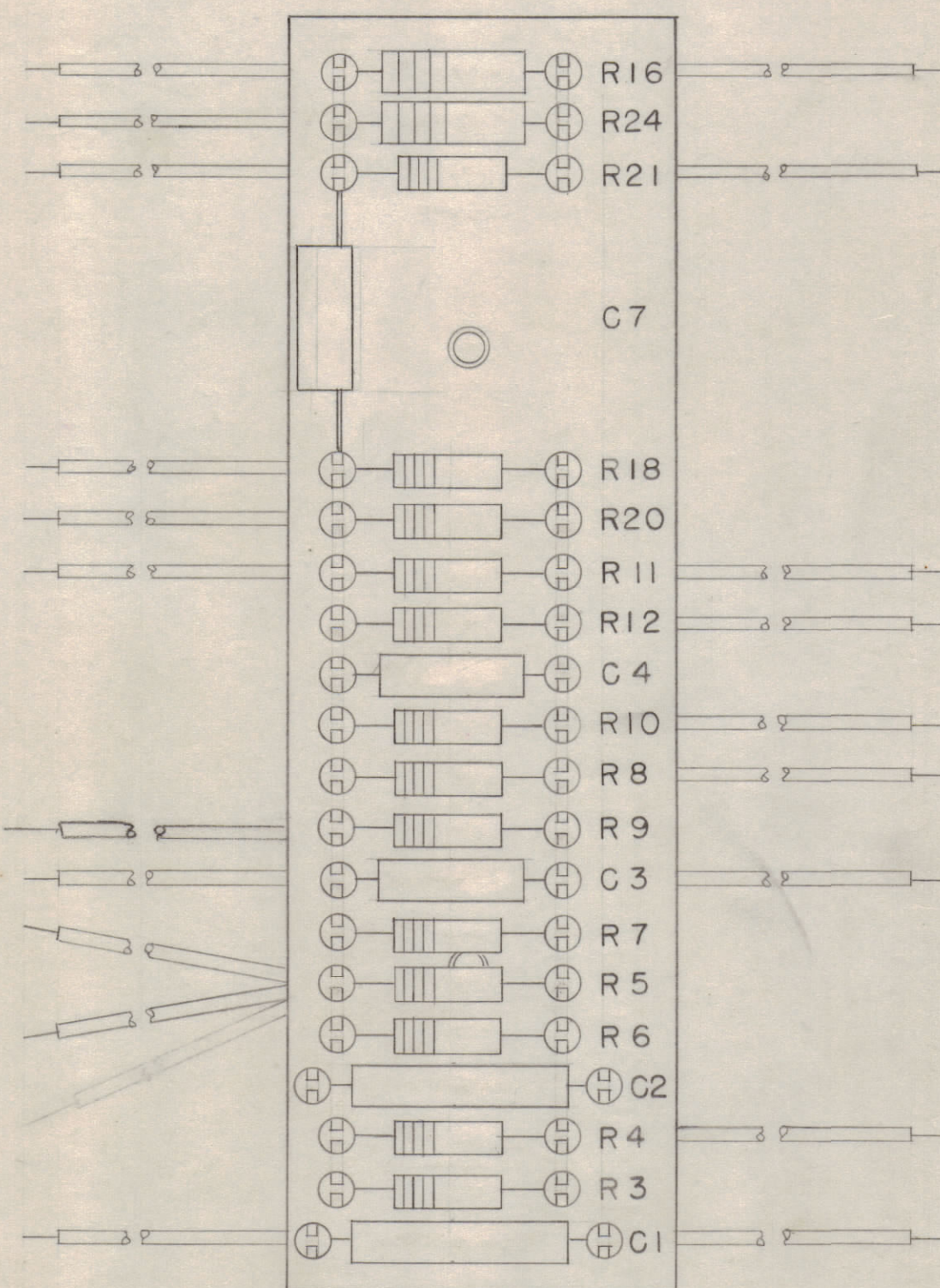
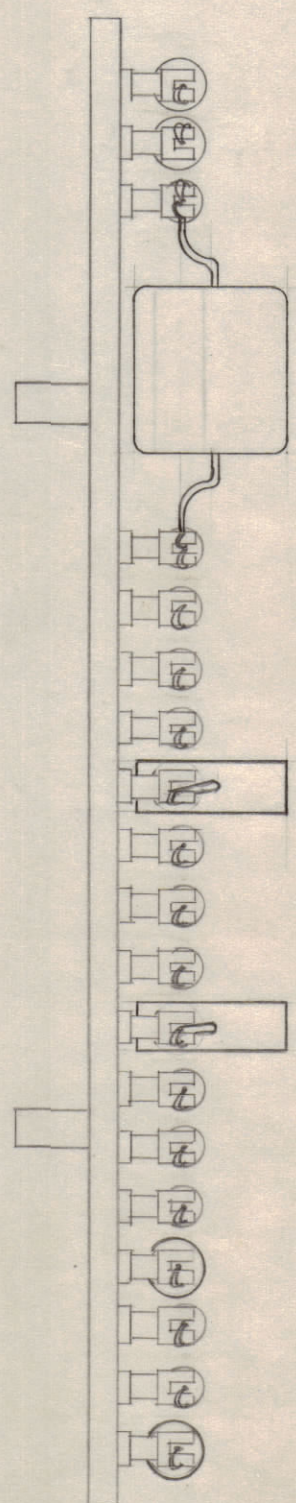
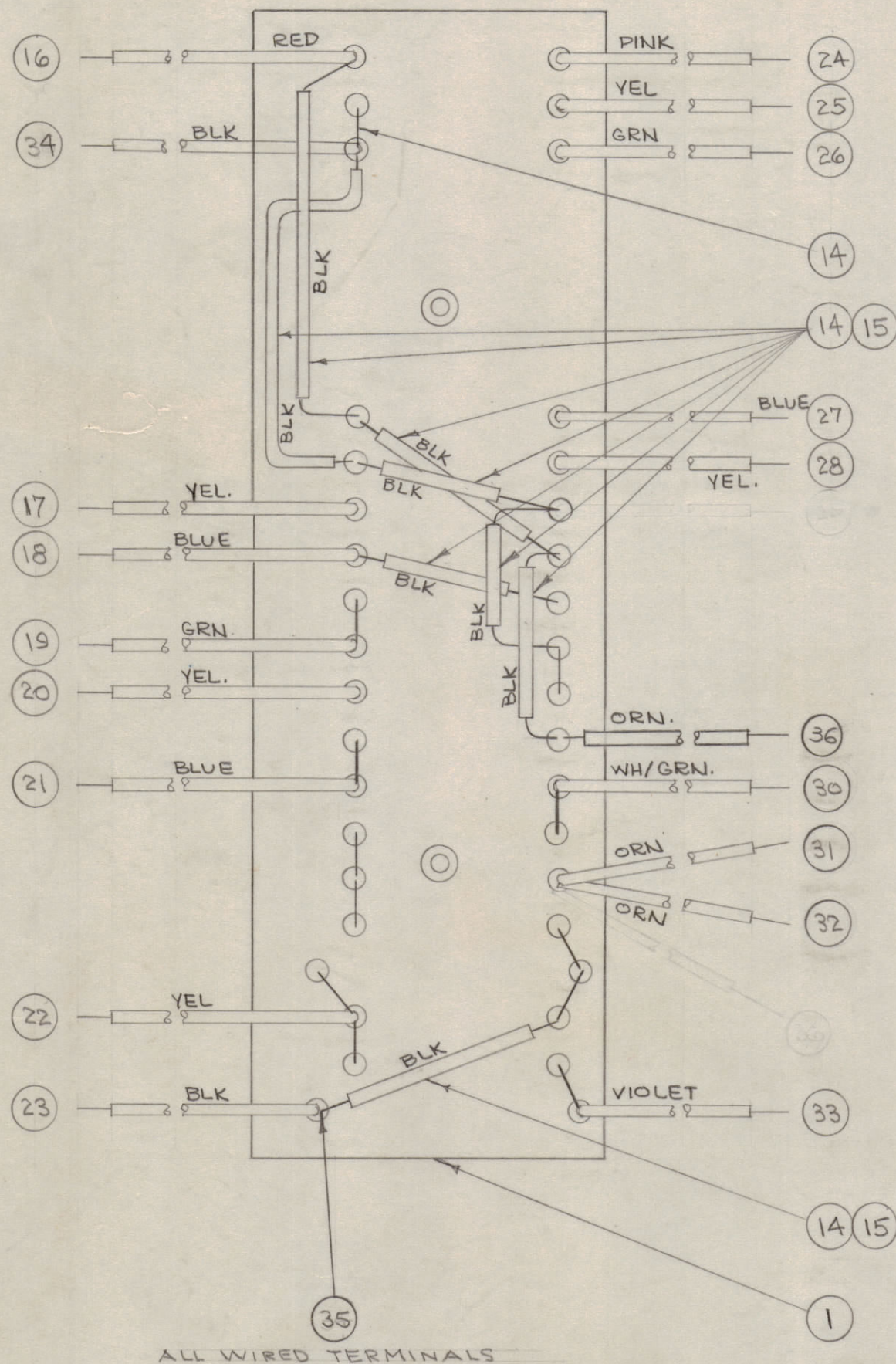
NOTE TO PER O.S. RECEIVING P.T. DRAWING

THE TECHNICAL MATERIEL CORPORATION claims proprietary right in the material disclosed hereon. This drawing is issued in confidence for engineering information only and may not be reproduced or used to manufacture anything shown hereon without permission from THE TECHNICAL MATERIEL CORPORATION to the user. This drawing is loaned for mutual assistance and is subject to recall at any time.

Property of:

THE TECHNICAL MATERIEL CORPORATION
MAMARONECK, NEW YORK

NOTE - WIRE LENGTHS GIVEN FOR MWC ARE TOTAL LENGTHS WHICH INCLUDE 3/4" ON EACH END FOR STRIPPING.



R4, R7, R10, R12, R21

| | | | | |
|---------|----|-------------|------------------|--------|
| 8 1/2" | 36 | MWC22(7)U3 | CABLE, INSULATED | ORN. |
| X | 35 | BS-100 | SOLDER, SOFT | |
| 4 3/4" | 34 | MWC22(7)U0 | CABLE, INSULATED | BLK |
| 6 3/4" | 33 | ↑ 7 | CABLE, INSULATED | VIO. |
| 5 1/4" | 32 | ↓ 3 | CABLE, INSULATED | ORN. |
| 12" | 31 | ↓ 3 | CABLE, INSULATED | ORN. |
| 6 1/2" | 30 | MWC22(7)U95 | CABLE, INSULATED | WH/GRN |
| — | 29 | — | DELETED | |
| 3 3/4" | 28 | MWC22(7)U4 | CABLE, INSULATED | YEL. |
| 3 3/4" | 27 | ↑ 6 | CABLE, INSULATED | BLUE |
| 3 3/4" | 26 | ↓ 5 | CABLE, INSULATED | GRN |
| 4" | 25 | ↓ 4 | CABLE, INSULATED | YEL. |
| 10 1/4" | 24 | PINK | CABLE, INSULATED | PINK |
| 3 1/4" | 23 | ↓ 0 | CABLE, INSULATED | BLK |
| 3 1/2" | 22 | MWC22(7)U4 | CABLE, INSULATED | YEL. |

A-521 E

| | | | | |
|--------|----|--------------|-----------------------|--------|
| 4" | 21 | MWC22(7)UG | CABLE, INSULATED | BLUE |
| 3 1/2" | 20 | ↑ 4 | CABLE, INSULATED | VEL |
| 4" | 19 | ↓ 5 | CABLE, INSULATED | GRN |
| 3 1/2" | 18 | ↓ 6 | CABLE, INSULATED | BLUE |
| 4 1/4" | 17 | ↓ 4 | CABLE, INSULATED | VEL |
| 6 1/2" | 16 | MWC22(7)U2 | CABLE, INSULATED | RED |
| 12" | 15 | PX-100-1:022 | INSULATION, SLEEVING | BLK |
| 32" | 14 | WL-100-8 | WIRE, BUSS BAR | |
| 1 | 13 | RC42GF561K | RESISTOR, FIXED | R24 |
| 1 | 12 | RC20GF102K | RESISTOR, FIXED | R20 |
| 1 | 11 | RC20GF224K | RESISTOR, FIXED | R18 |
| 1 | 10 | RCA2GF392K | RESISTOR, FIXED | R16 |
| 1 | 9 | RC20GF682K | RESISTOR, FIXED | R11 |
| 1 | 8 | RC20GF182K | RESISTOR, FIXED | R8 |
| 1 | 7 | RC20GF103K | RESISTOR, FIXED | R6 |
| 1 | 6 | RC20GF273K | RESISTOR, FIXED | R5 |
| 5 | 5 | RC20GF474K | RESISTOR, FIXED | |
| 2 | 4 | RC32GF104K | RESISTOR, FIXED | R3 |
| 3 | 3 | CM35B103K | CAPACITOR, FIXED | C3, C7 |
| 2 | 2 | CN-100-3 | CAPACITOR, FIXED | C1 |
| 1 | 1 | A-517 | TERM. BD. NO. 1 ASSY. | C2 |

| REQ. ITEM | PART NO. | DESCRIPTION | SYMBOL |
|--|----------|------------------|---------|
| THE TECHNICAL MATERIEL CORP. MAMARONECK, NEW YORK | | | |
| STOCK SIZE | | | |
| COMPONENT ASSY. | | | |
| MATERIAL WEIGHT PER PC. TERM. BD. NO. 1 RSA-2 | | | |
| TYPE & TEMPER | | C.D.D. 9-22-54 | KZ |
| DRAWN | | MECH. DES. APP. | WJ |
| HEAT TREAT. SPEC. | | WJ | A.J.J. |
| CHECKED | | FINAL APPROVAL | |
| FINISH & SPEC. NO. | | SUPERCEDES RSA-1 | A-521 E |

| 3 | ITEMS (16) TO (28), (30) TO (34) # (36) WERE "SER" WIRES | 5- | 8998 | | | | |
|-------|--|--------------|------|---------|--------|---------|-----------|
| 2 | COMPONENTS DEN TO SIZE | 14- | 63 | | | | |
| 1 | ITEM (4) WAS RC30GF104K | | | | | | |
| ISSUE | ITEM | CHANGED FROM | DATE | CN. NO. | DRAFTS | CHECKER | ENG. APP. |

| TOLERANCES | | SCALE: |
|------------|---|---|
| ALL OTHERS | DEC. DIM. ± FRAC. DIM. ± ANGULAR DIM. ± | DRILL, PUNCH, COMMERCIAL STOCK SIZES AND MANUFACTURERS TOLERANCES ARE NOT INCLUDED. |

| RSA-2 | 170 | A-532 | 9-23-54 |
|---------|-------------|------------|---------|
| MODEL | PROJECT NO. | ASS'Y. NO. | DATE |
| USED ON | | | |