

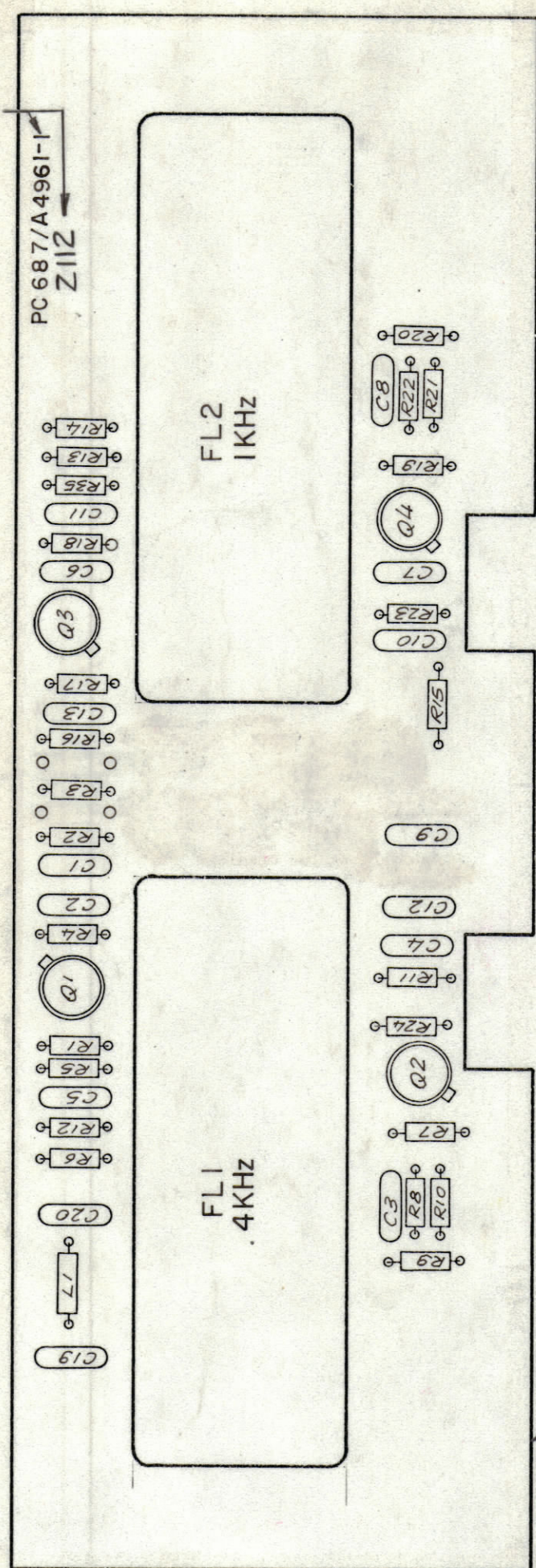
A4961-1

A 4961-2

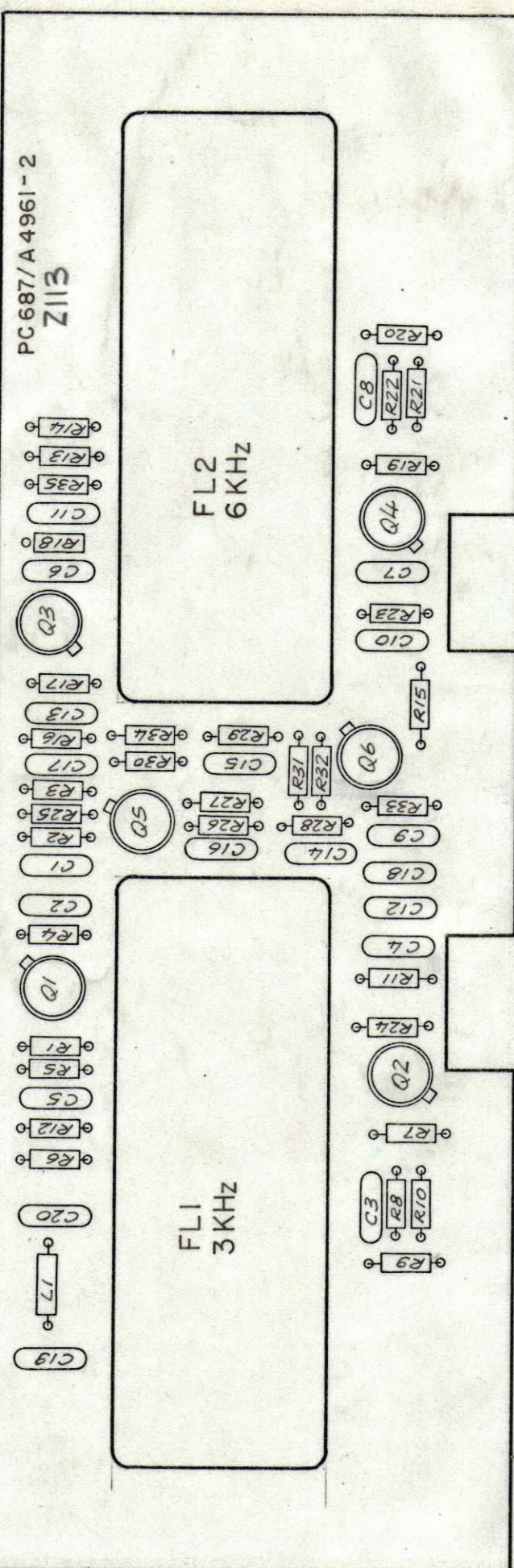
A4961-3

REVISIONS						
ZONE	LTR	DESCRIPTION	DATE	E.M.N.NO	DRAFT	CHKD APPD
X1		Note Added (Positioning of Filters)	9/15-73			

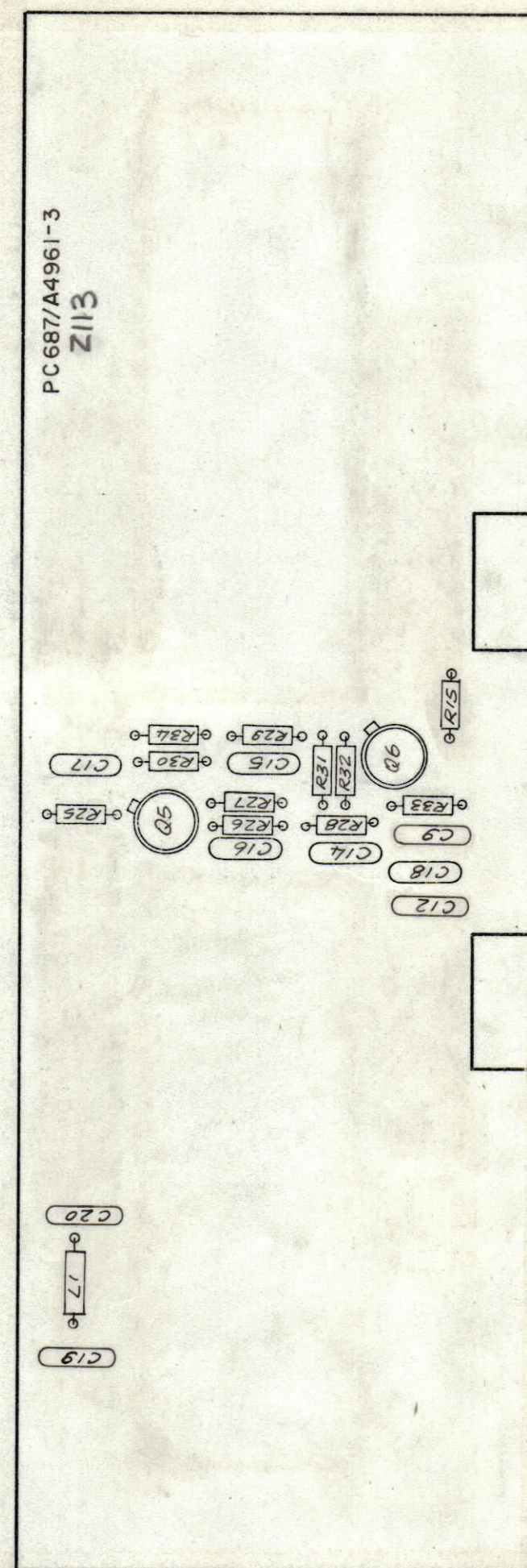
ALL DASH NUMBERS & Z N^os TO BE HAND STAMPED (TYP)



NOTE: FL1 & FL2 POSITION ON REAR OF BOARD



NOTE: FL1 & FL2 POSITION ON REAR OF BOARD



QTY. REQ.	ITEM	PART NO.	DESCRIPTION	SYMBOL
X	2	BS100	SOLDER TIN ALLOY	
1	1	PC 687	PRINTED CIRCUIT BOARD	

LIST OF MATERIAL			
FINAL APPROVAL		DATE	
MECH. DES.		DATE	
ELECT. DES.		DATE	
CHECKED		DATE	
DRAWN		DATE	
9E		11/12/73	
THE TECHNICAL MATERIEL CORP. MAMARONECK, NEW YORK			
ASSY. PRINTED CIRCUIT BD.			
SYM FILTER/WIDEBAND FILTER			
SIZE	CODE IDENT.NO.	DWG NO.	ISSUE
C	82679	A 4961	
SCALE NTS			SHEET OF

QTY / UNIT	MODEL USED ON	ASS'Y NO.
()	AX5184	BMA515
APPLICATION		
CODE		

NOTICE TO PERSONS RECEIVING THIS DRAWING
THE TECHNICAL MATERIEL CORPORATION claims proprietary right in the material disclosed hereon. This drawing is issued in confidence for engineering information only and may not be reproduced or used to manufacture anything shown hereon without permission from THE TECHNICAL MATERIEL CORPORATION to the user. This drawing is loaned for mutual assistance and is subject to recall at any time.

UNLESS OTHERWISE SPECIFIED DIMENSIONS ARE IN INCHES AND INCLUDE CHEMICALLY APPLIED OR PLATED FINISHES

TOLERANCES ON
 DECIMALS .X ± .05
 .XX ± .01
 .XXX ± .005
 FRACTIONS ± 1/64
 ANGLES ± 0° -30'

MATERIAL
FINISH