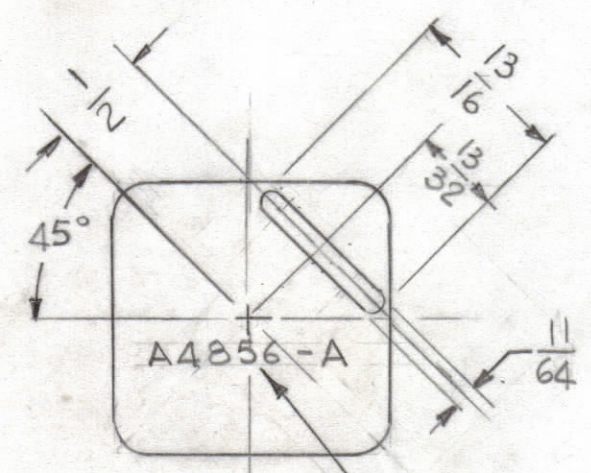
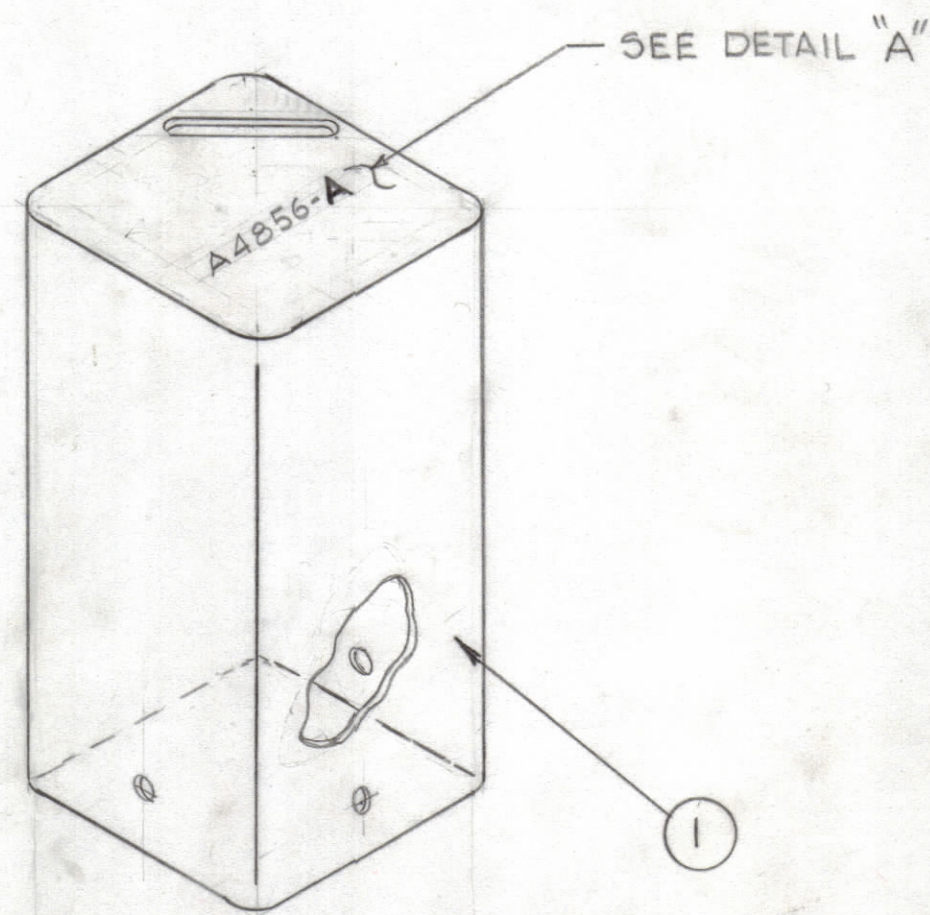
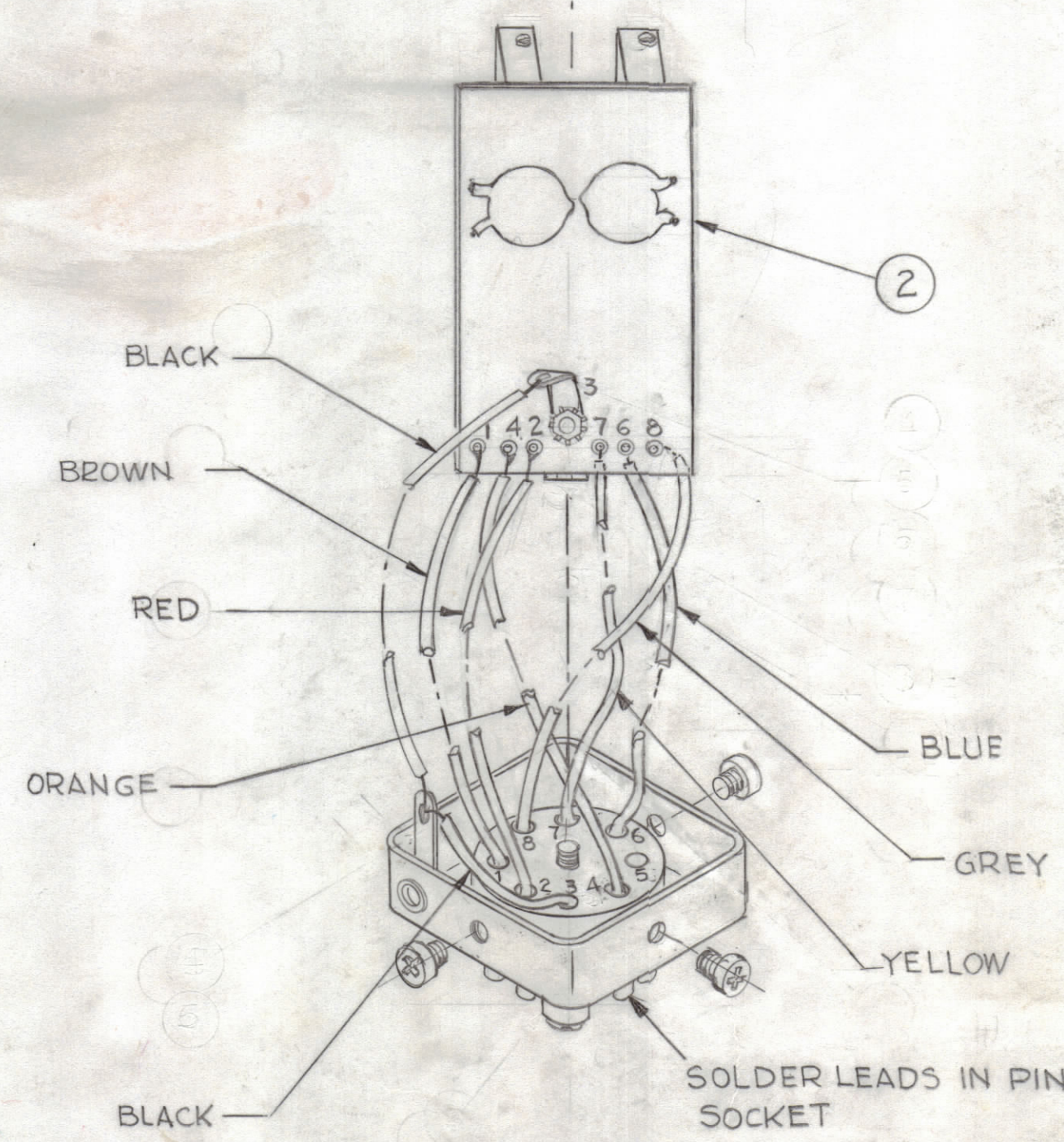


REVISIONS						
ZONE	LTR	DESCRIPTION	DATE	E.M.N.NO	DRAFT	CHKD APPD
	Ø	ORIGINAL RELEASE FOR PRODUCTION	6-21-74		DV	



DETAIL "A"
RUBBER STAMP A4856-A
45° DIAGONAL LOCATED
AS SHOWN

NOTE:
MODIFY ITEM ① PO106-3-NT
AS SHOWN



QTY. REQ.	ITEM	PART NO.	DESCRIPTION	SYMBOL
X	4	B3100	SOLDER, TIN ALLOY	
X	3	WI140E24E	WIRE ELECTRICAL	
1	2	A4855	ASSY PC BOARD	
1	1	PO106-3-NT	PLUG IN SOCKET, TURRET	

1	AX5114-2	
1	HFTM-10K	
QTY / UNIT	MODEL USED ON	ASS'Y NO.
APPLICATION		
	CODE	
<small>NOTICE TO PERSONS RECEIVING THIS DRAWING</small> <small>THE TECHNICAL MATERIEL CORPORATION claims proprietary right in the material disclosed hereon. This drawing is issued in confidence for engineering information only and may not be reproduced or used to manufacture anything shown hereon without permission from THE TECHNICAL MATERIEL CORPORATION to the user. This drawing is loaned for mutual assistance and is subject to recall at any time.</small>		

UNLESS OTHERWISE SPECIFIED DIMENSIONS ARE IN INCHES AND INCLUDE CHEMICALLY APPLIED OR PLATED FINISHES		FINAL APPROVAL <i>[Signature]</i>	DATE
TOLERANCES ON		MECH. DES. <i>[Signature]</i>	DATE
DECIMALS	FRACTIONS	ELECT. DES.	DATE
.X ± .05	± 1/64	CHECKED <i>[Signature]</i>	DATE
.XX ± .01	ANGLES	DRAWN G. DELUCIA	DATE 6-10-74
.XXX ± .005	± 0°-30'		
MATERIAL			
FINISH			

LIST OF MATERIAL			
THE TECHNICAL MATERIEL CORP. MAMARONECK, NEW YORK			
ASSY ALDC			
SIZE	CODE IDENT. NO.	DWG NO.	ISSUE
C	82679	A4856	Ø
SCALE 1:1		SHEET	OF

A4856