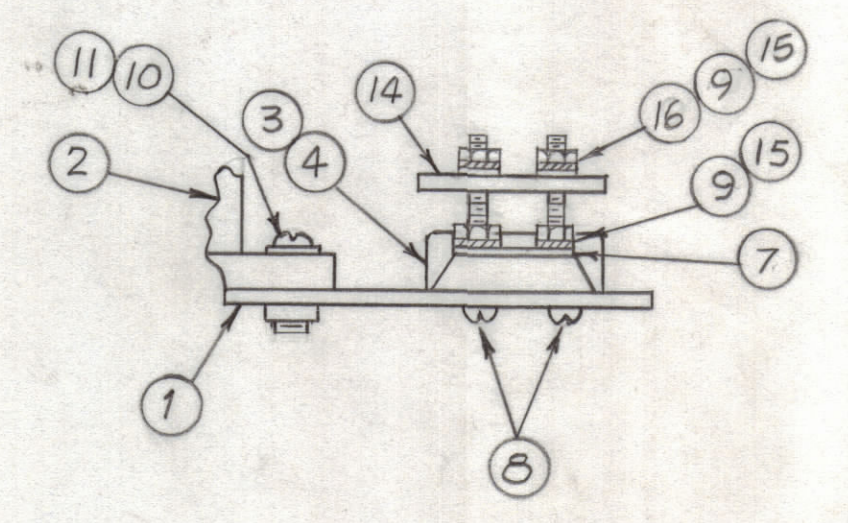
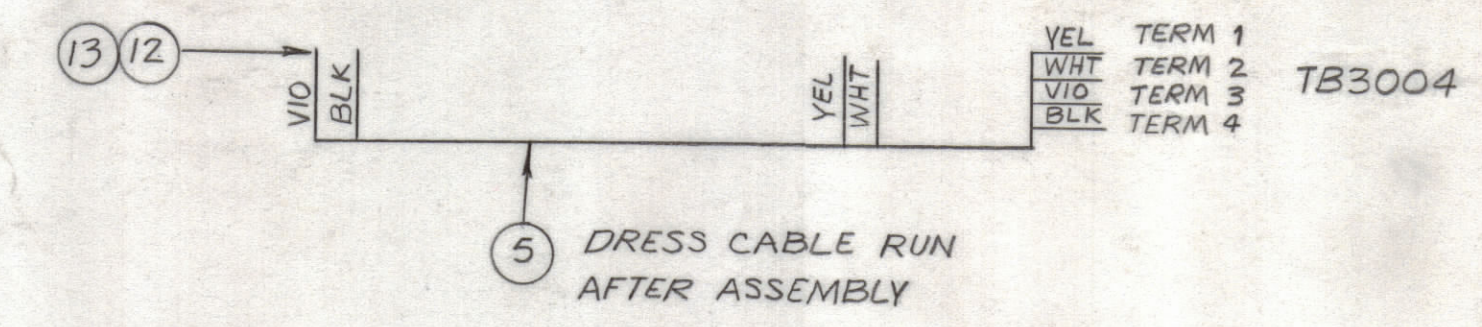
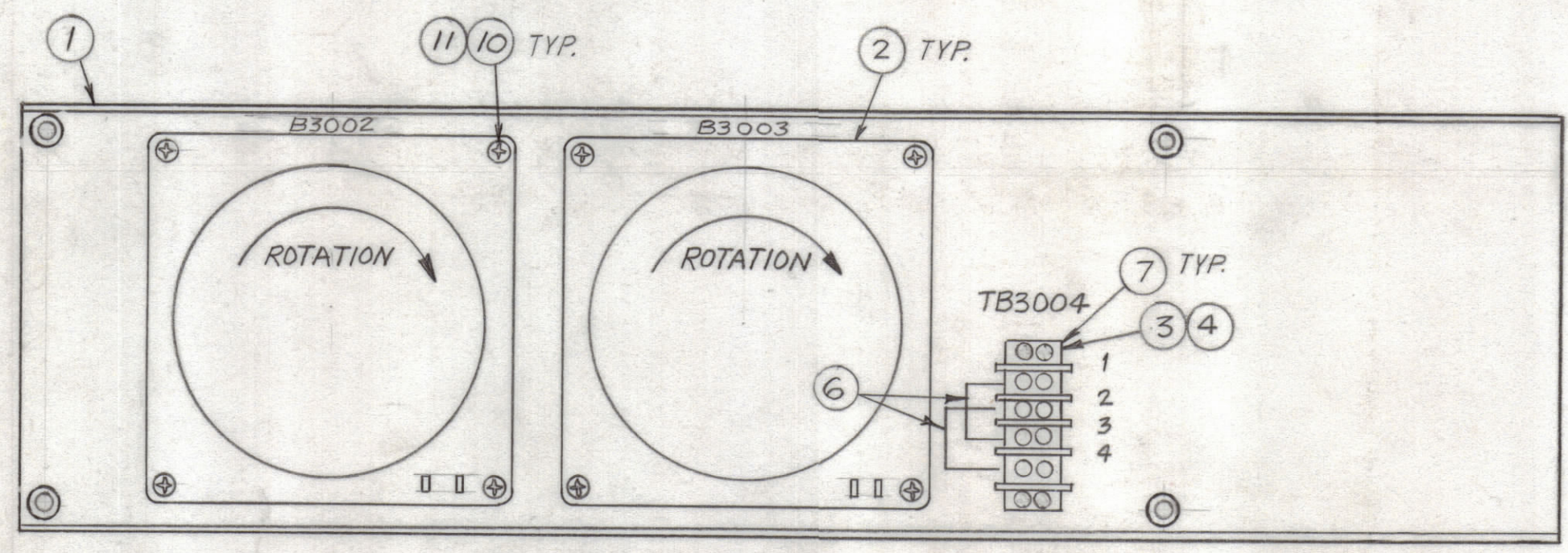
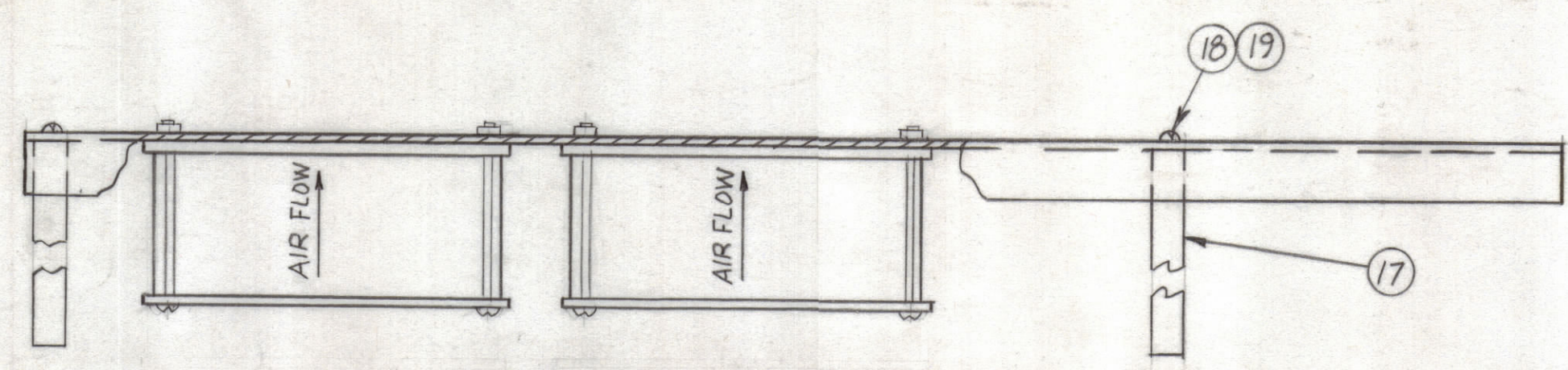


REVISIONS						
ZONE	LTR	DESCRIPTION	DATE	E.M.N.NO	DRAFT	CHKD APPD
	X	EXP. RELEASE	3/25/68	+	WJ	WJ
	Ø	ORIGINAL RELEASE FOR PROD.	4-24-68	Ø	RG	WJ



QTY. REQ.	ITEM	PART NO.	DESCRIPTION	SYMBOL
4	19	LWE08MRN	WASHER, LOCK, EXTERNAL	
4	18	SCBP0632BN8	SCREW, MACHINE	
4	17	TE0832AE700R8	SPACER, THREADED	
4	16	FW04HBN	WASHER, FLAT	
8	15	NTH0440BN8	NUT, HEX	
1	14	LDB80/PX544-1	LETTERING, INSULATOR TERMINAL	
X	13	BS100	SOLDER, TIN ALLOY	
X	12	PX830-12-1	INSULATION SLEEVING, SHRINK	
8	11	LWE06MRN	WASHER, LOCK EXTERNAL	
8	10	SCBP0632BN8	SCREW, MACHINE	
8	9	LWE04MRN	WASHER, LOCK EXTERNAL	
4	8	SCBP0440BN16	SCREW, MACHINE	
2	7	MS154-1	STRADDLE, PLATE	
2	6	CA409-32-2.00	LEAD, ELECTRICAL	
1	5	CA550	WIRING HARNESS, BRANCHED	
1	4	PX336-4	INSULATOR, TERMINAL STRIP BARRIER	
1	3	TM102-4	JACK ASS'Y, TERMINAL	
2	2	BL106-2	FAN, AXIAL	
1	1	MS5196	CHASSIS, BLOWER	

B.NAP LIST OF MATERIAL			
FINAL APPROVAL	DATE	THE TECHNICAL MATERIEL CORP.	
<i>[Signature]</i>	4/23/68	MAMARONECK, NEW YORK	
MECH. DES. <i>[Signature]</i>	DATE 4-23-68	ASS'Y FRONT FAN	
ELECT. DES.	DATE		
CHECKED <i>[Signature]</i>	DATE 4/23/68	SIZE	CODE IDENT. NO.
DRAWN <i>[Signature]</i>	DATE 3/25/68	C	82679
		DWG NO.	A4645
		ISSUE	Ø
		SCALE	—
		SHEET	OF

QTY / UNIT	MODEL USED ON	ASS'Y NO.
1	GPT-40KEL	
APPLICATION		
CODE	S401-451	
△		

NOTICE TO PERSONS RECEIVING THIS DRAWING
 THE TECHNICAL MATERIEL CORPORATION claims proprietary right in the material disclosed herein. This drawing is issued in confidence for engineering information only and may not be reproduced or used to manufacture anything shown herein without permission from THE TECHNICAL MATERIEL CORPORATION to the user. This drawing is loaned for mutual assistance and is subject to recall at any time.

UNLESS OTHERWISE SPECIFIED DIMENSIONS ARE IN INCHES AND INCLUDE CHEMICALLY APPLIED OR PLATED FINISHES

TOLERANCES ON
 DECIMALS: .X ± .05, .XX ± .01, .XXX ± .005
 FRACTIONS: ± 1/64
 ANGLES: ± 0°-30'

MATERIAL
 FINISH