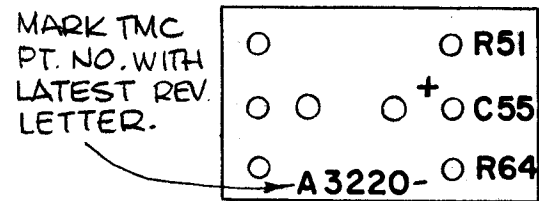


A 3220-1

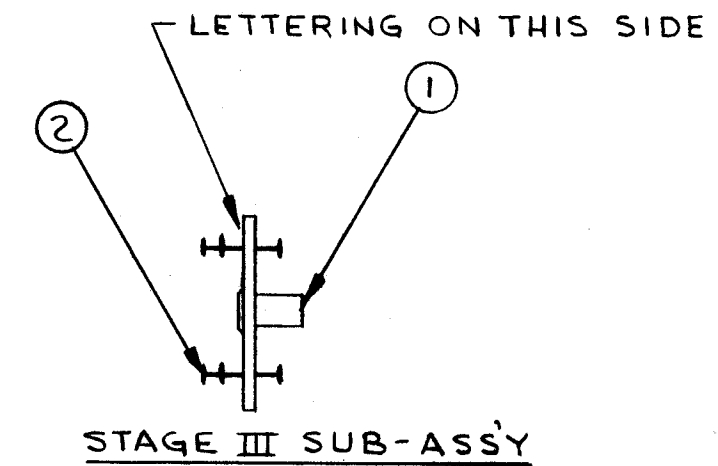
A3220 D

REVISIONS					
SYM	DESCRIPTION	DATE	E.M.N. NO.	DRAFT	CHKD
A	ITEM NO. 5 WAS RC20GF182K	9-25-63	9985	DAL	SOA
B	DWG CLARIFIED TO CORRECT ERROR	11-14-63	10402	DA	SOA
C	IT. 4 WAS CE105-50-15	6-17-66	16393	MPA	SOA
D	IT. 7 WAS XKI GRD. ON-2 ADD	3-16-66	17978	L.P.K.	SOA

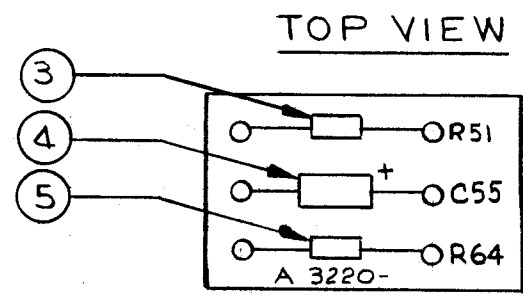


STAGE II - LETTERING  
 LETTERING TO BE 1/8 HIGH, BLACK LUSTERLESS GOTHIC, PER TMC SPEC S717.

A 3220-2

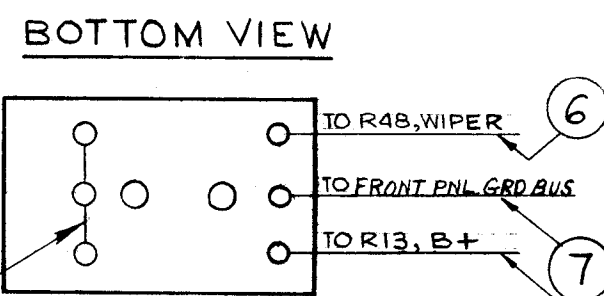


A 3220-3



STAGE IV - ELECTRICAL ASSY

A 3220-4



REQ'D.	ITEM	PART NUMBER	DESCRIPTION	SYMBOL
	1"	10	WL-100-7	WIRE, BUSS, SIZE 22
	X	9	BS-100	SOLDER, SOFT
	4"	8	MWC22(7)U 2	WIRE
	4"	7	MWC22(7)U 0	WIRE
	4"	6	MWC22(7)U 8	WIRE
	1	5	RC20GF182J	RESISTOR, FIXED, COMPOSITION R 64
	1	4	CE-105-50-25	CAPACITOR, ELECTROLYTIC C55
	1	3	RC20GF822J	RESISTOR, FIXED, COMPOSITION R 51
	6	2	TE-168-4B	TERMINAL, MINIATURE
	2	1	TE-108-1	SPACER, RIVET TYPE

LIST OF MATERIAL

MATERIAL	THE TECHNICAL MATERIEL CORP. MAMARONECK, NEW YORK			
FINISH	TITLE TERMINAL BOARD, FILTER			
UNLESS OTHERWISE SPECIFIED DIMENSIONS ARE IN INCHES AND INCLUDE CHEMICALLY APPLIED OR PLATED FINISHES	DRAWN	DATE	FINAL APPROVAL	DATE
	J.L.	7-13-63	[Signature]	7-15-63
	CHECKED	DATE	A 3220	
	[Signature]	7-15-63	D	
DECIMALS	TOLERANCES	FRACTIONS	SHEET	
.X ± .05		± 1/64	REV. LTR.	
.XX ± .01		ANGLES		
.XXX ± .005		± 0° 30'		

1	SPU-2	A-2573
QTY./UNIT	MODEL USED ON	ASSY. NO.
SCALE	CODE	

NOTES

THE CONTENTS OF THIS DRAWING ARE THE EXCLUSIVE PROPERTY OF THE TECHNICAL MATERIEL CORP. ITS UNAUTHORIZED USE OR REPRODUCTION IN WHOLE OR IN PART IS STRICTLY FORBIDDEN.