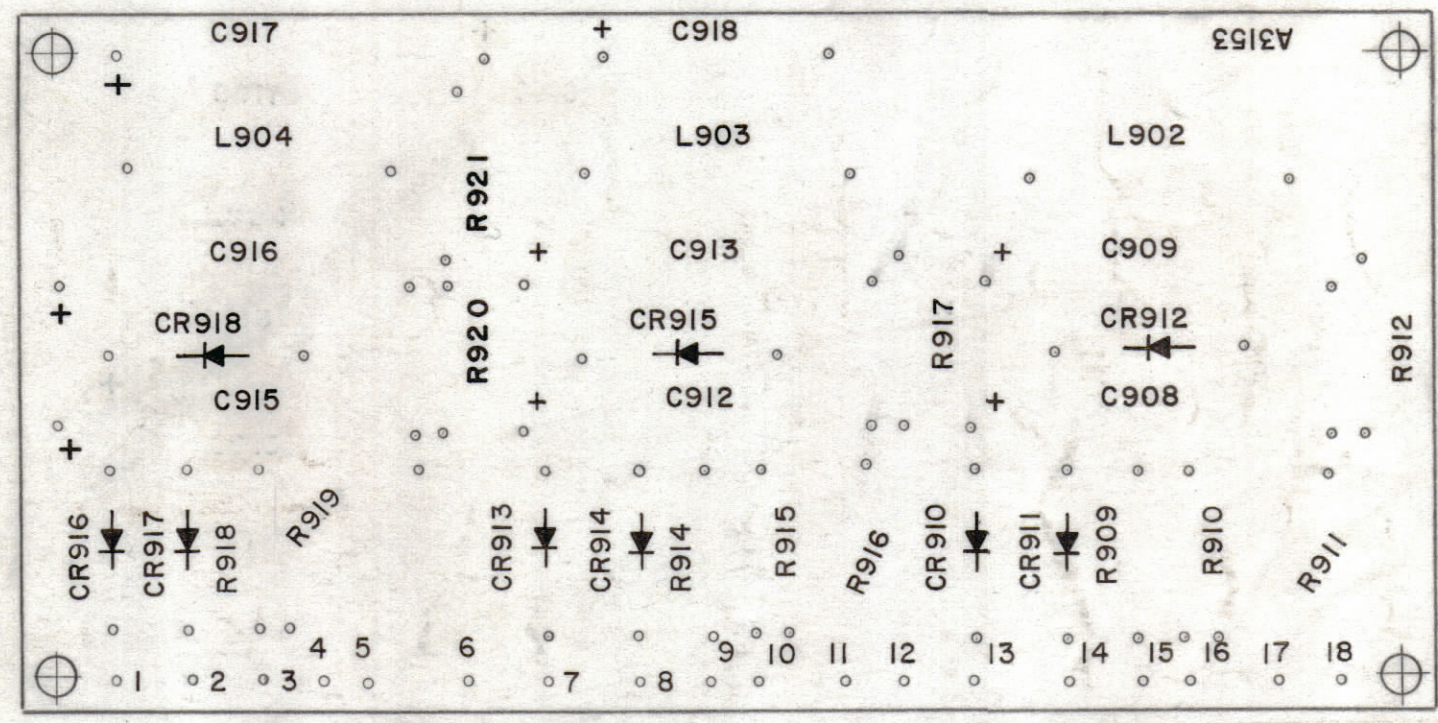



REVISIONS						
ZONE	SYM	DESCRIPTION	DATE	E.M.N. NO.	DRAFT	CHKD
	A	BOARD COMPLETELY REVISED	5-22-64	11442	NP	
	B	A 3153-5 NOTE #* ON BOARD ADD, IT.1 WAS 10REQ. IT.7 WAS 4REQ & SYM R918 ADD, IT.8 RC 206GF153J DELE, IT.9 RC 206GF 823K DELE, IT.16 RC 32 GF 100K DELE., SYM. UPD.	8.15.64	11504	hjb	NO. TRK
	C	CLERICAL CHANGE	7-5-65	#		
	D	ITEM 10 WAS RC32GF101K & ITEM 11 RC32GF102K	10-21-66	17019	CDL	



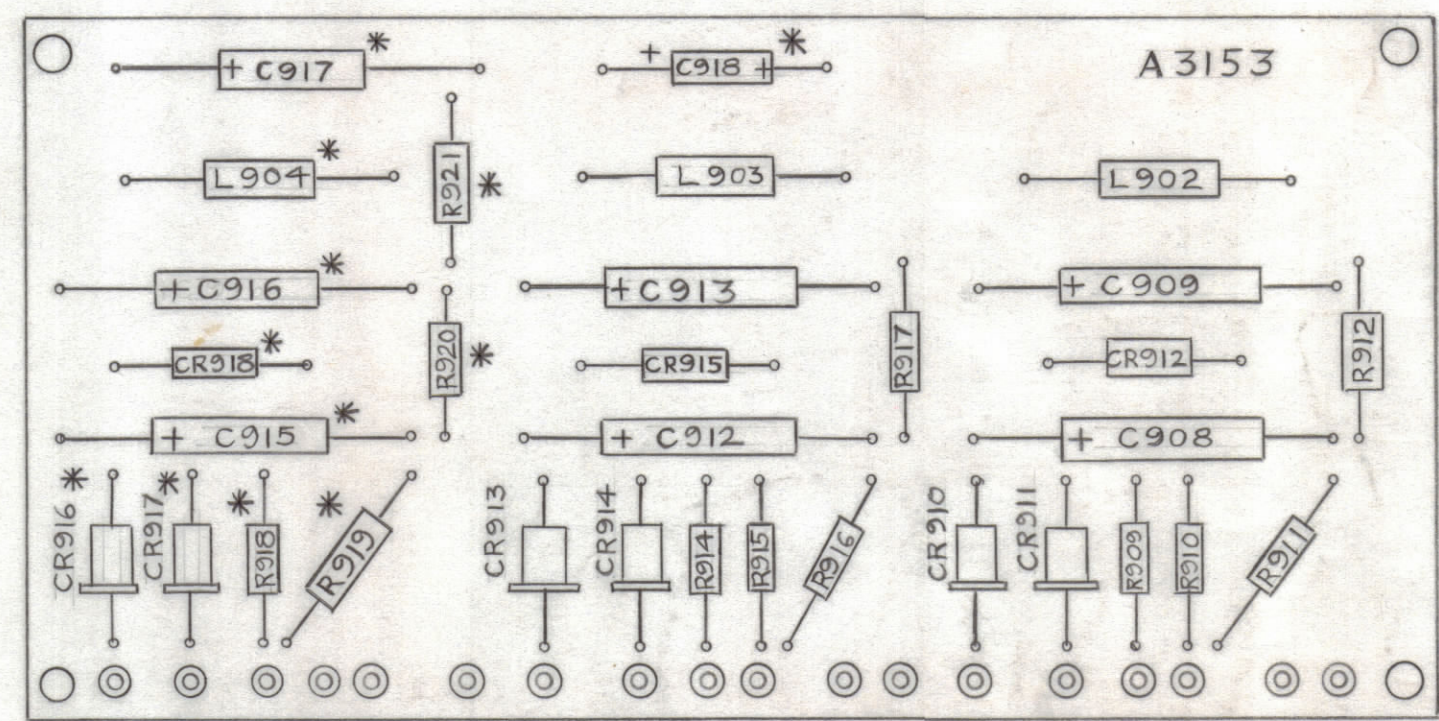
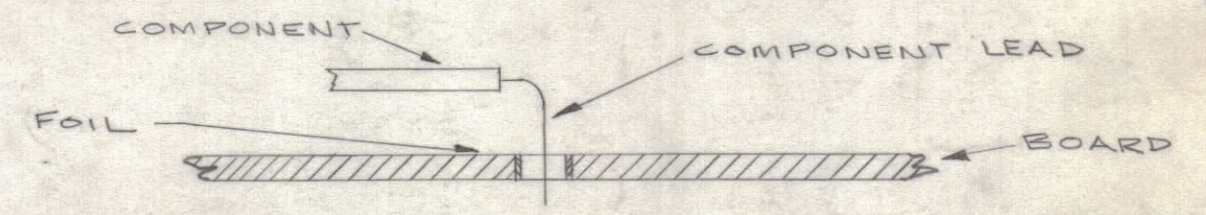
~ UNLESS OTHERWISE SPECIFIED ~
 1. ALL LETTERING TO BE 3/32 HIGH WHITE GOTHIC.
 MARKING PROCESS: PER TMC SPEC. 5727.
 LOCATE APPROX. AS SHOWN.

A 3153-3 MARKING NG
 SCALE: FULL



A 3153-4
 SUB-ASSY

- ~ ASSEMBLY NOTICE ~
1. TO MOUNT COMPONENTS INSERT LEAD THROUGH PLATED THRU HOLES AND BEND ABOUT 1/16 OF LEAD OVER COPPER FOIL AS SHOWN.
 2. APPLY HEAT AND SOLDER TO LEAD AND FOIL ~ CAUTION ~ TOO MUCH HEAT WILL CAUSE FOIL TO SEPARATE FROM THE BOARD.
 3. CLEAN AND INSPECT AS PER 5676.



A 3153-5 FINAL ASSY. (LESS COMP. MARKED * C918, C917, C916, C915, CR918, CR916, CR917, R918, R919, R920, R921, L901)

A 3153-6 FINAL ASSY.

ASSY. STORAGE	Q'TY./UNIT	MODEL USED ON	ASSY. NO.
A3153-6	1	STE-1	A3753
A3153-5	1	STR-1	A3659
A3153-5	1	SMR-1	A3669
A3153-6	1	SME-1	A3770
A3153-6	1	TTR-10	AX-413

NOTES
 THE CONTENTS OF THIS DRAWING ARE THE EXCLUSIVE PROPERTY OF THE TECHNICAL MATERIEL CORP. ITS UNAUTHORIZED USE OR REPRODUCTION IN WHOLE OR IN PART IS STRICTLY FORBIDDEN.

REQ'D.	ITEM	PART NUMBER	DESCRIPTION	SYMBOL
	16	RC32GF100K	RESISTOR, FIXED, COMPOSITION	
X	15	BS-1005-50	SOLDER, SOFT, EUTECTIC	
1	14	CE-105-25-50	CAPACITOR, FIXED, ELECTROLYTIC	C918
2	13	TE-1108-16	STANDOFF, RIVET TYPE	
18	12	RTE-127-3	TERMINAL, STUD	B21
3	11	RC 326F102J	RESISTOR, FIXED, COMPOSITION	C919, 920
4	10	RC 326F101J	RESISTOR, FIXED, COMPOSITION	C913
1	9	RC206GF823K	RESISTOR, FIXED, COMPOSITION	C913
3	8	RC206GF153J	RESISTOR, FIXED, COMPOSITION	C913
5	7	RW123-100J K	RESISTOR, FIXED, WIREWOUND	
3	6	CL-101-2	COIL, RF, 1mh	
3	5	CE-105-20-100	CAPACITOR, FIXED, ELECTROLYTIC	C915, 916, 917
4	4	CE-105-100-25	CAPACITOR, FIXED, ELECTROLYTIC	
1	3	1N3033B	SEMI-CONDUCTOR DEVICE, DIODE, ZENER	CR918
2	2	1N3022B	SEMI-CONDUCTOR DEVICE, DIODE, ZENER	CR912, CR915
6	1	1N547	SEMI-CONDUCTOR DEVICE, DIODE	

KOHN LIST OF MATERIAL E3037-115

MATERIAL	FINISH	THE TECHNICAL MATERIEL CORP. MAMARONECK, NEW YORK			
		TITLE FINAL ASSY, CIRCUIT BOARD			
UNLESS OTHERWISE SPECIFIED DIMENSIONS ARE IN INCHES AND INCLUDE CHEMICALLY APPLIED OR PLATED FINISHES		DRAWN E. Kohn	DATE 5-24-63	FINAL APPROVAL [Signature]	DATE
DECIMALS X ± .05 .XX ± .01 .XXX ± .005	TOLERANCES	CHECKED [Signature]	DATE 7-5-63	ELECT. DES. RON KOHN	DATE 5 JULY 63
FRACTIONS ± 1/64 ANGLES ± 0° 30'		MECH. DES. Ron Kohn	DATE 5 JULY	SHEET 2 OF 2	REV. LTR.

A3153

A