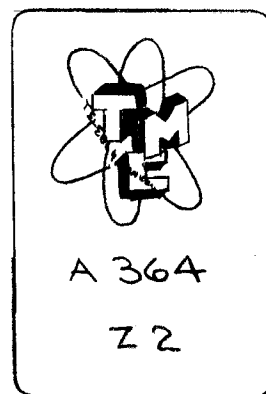


IF IT IS FOUND DESIRABLE TO CHANGE ANY TOLERANCE OR OTHER DETAIL SPECIFIED ON THIS DRAWING NOTIFY THE PURCHASER PROMPTLY.

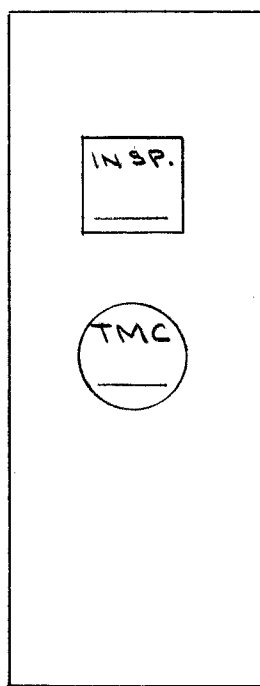
MAXIMUM ALLOWABLE TOLERANCES HAVE BEEN DETERMINED AND DEVIATIONS WILL BE CAUSE FOR REJECTION. REMOVE ALL BURRS AND SHARP EDGES

STAMP TOP OF CAN AS SHOWN



A-364 B

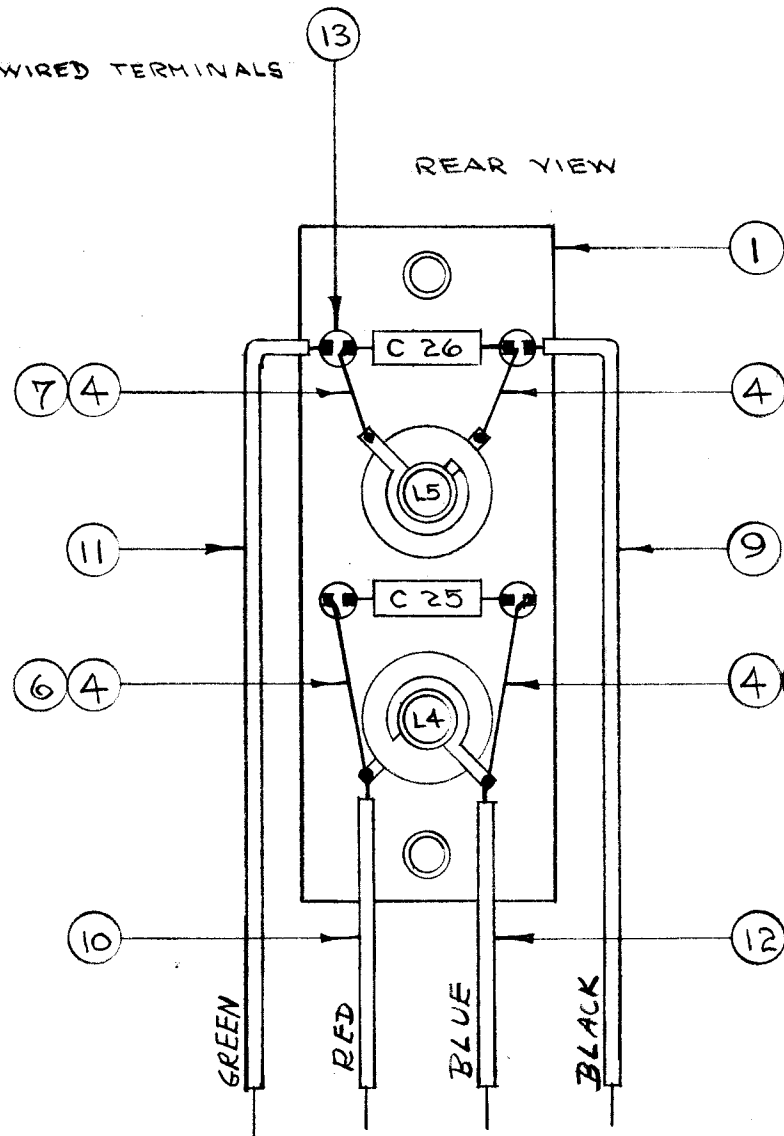
STAMP SIDE OF CAN AS SHOWN



ALL WIRED TERMINALS

REAR VIEW

FRONT VIEW



2	16	SCBS0632BC4	SCREW, MACHINE	
2	15	LWS06MRC	LOCKWASHER, SPLIT	
1	14	A-376	CAN, I.F. TRANS.	
X	13	BS-100	SOLDER, SOFT	
4"	12	SR1R3/5(7)22U66	CABLE, INSULATED	
6 1/4"	11	SR1R3/5(7)22U55	CABLE, INSULATED	
5 1/2"	10	SR1R3/5(7)22U22	CABLE, INSULATED	
5 1/2"	9	SR1R3/5(7)22U00	CABLE, INSULATED	
X	8	PX-104-6-.034	INSULATION, SLEEVING	
X	7	PX-104-4-.034	INSULATION, SLEEVING	
X	6	PX-104-3-.034	INSULATION, SLEEVING	
X	5	PX-104-1-.034	INSULATION, SLEEVING	
X	4	WL-100-7	WIRE, BUSS BAR	
2	3	CM20D661J	CAPACITOR, FIXED	C 26 C 25
2	2	A-360	I.F. COIL, 100KC TRANS	L 5 L 4
1	1	A-386	TERM. BD. NO. 2, ASSY.	

REQ.	ITEM	PART NO.	DESCRIPTION	SYMBOL
#				
STOCK SIZE				
#		#		
MATERIAL		WEIGHT PER PC.		
#				
TYPE & TEMPER				
#				
HEAT TREAT. SPEC.				
#				
FINISH & SPEC. NO.				

THE TECHNICAL MATERIEL CORP.
MAMARONECK. NEW YORK

I.F. TRANSFORMER NETWORK

Z 2

C.D.D. 6-9-53

DRAWN: *[Signature]* ELEC. DES. APP. MECH. DES. APP.

CHECKED: *[Signature]* FINAL APPROVAL: *[Signature]*

A-364 B

B	1	STAMPING DETAIL ADDED	4/15/54	CR27	C.D.D.	<i>[Signature]</i>	<i>[Signature]</i>
A	1	REDRAWN WITH CHANGES	6/9/53	1	C.D.D.	<i>[Signature]</i>	<i>[Signature]</i>
ISSUE	ITEM	CHANGED FROM	DATE	CN. NO.	DRAFTS	CHECKER	ENG. APP.
TOLERANCES			SCALE: #				
ALL OTHERS			DRILL, PUNCH, COMMERCIAL STOCK SIZES AND MANUFACTURERS TOLERANCES ARE NOT INCLUDED.				

DVM	199		6-9-53
MODEL	PROJECT NO.	ASS'Y. NO.	DATE
USED ON			