
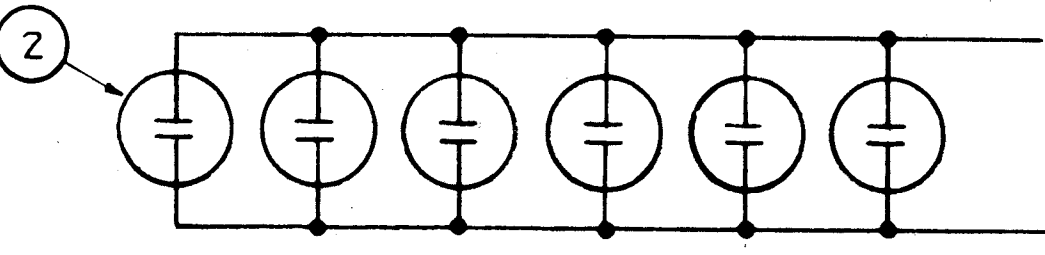
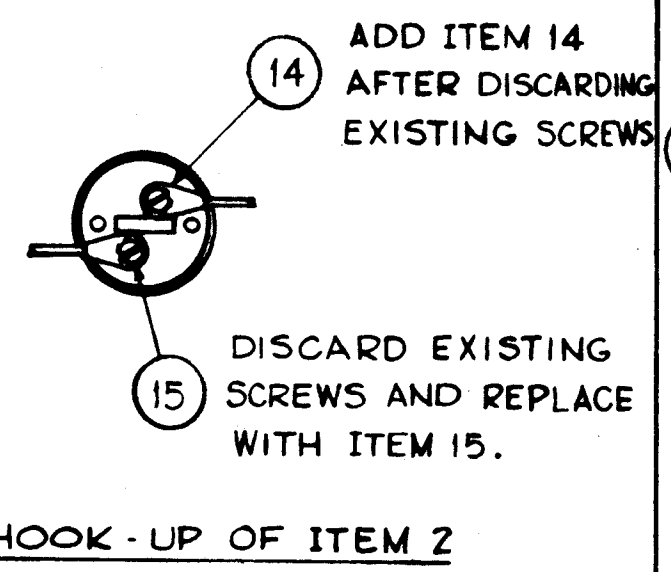


A-2267



NOTE - ALL DIMENSIONS ARE FOR REFERENCE ONLY.



SCHEMATIC

X	16	BS-100	SOLDER, SOFT	
12	15	SCBS0540BC3	SCREW, MACH., BINDER HD.	
12	14	TE112-2	LUG, TERMINAL	
X	13	MWC14(19)UO	CABLE, INSULATED	Black
X	12	MWC14(19)U9	CABLE, INSULATED	White
1	11	CU-113	CLAMP, CABLE	
1	10	PO162	END FITTING, CABLE ENTRY	
1	9	PO161	END FITTING, BLANK	
1	8	PO163-2.375	COVER, CONNECTOR STRIP	
1	7	↑ -2.00	↑	↑
1	6	↑ -1.875	↑	↑
1	5	↑ -19.250	↑	↑
1	4	↓ -4.250	↓	↓
1	3	PO163-3.750	COVER, CONNECTOR STRIP	
6	2	JJ170	RECEPTACLE, TWIST LOCK, AC	
1	1	MS-2800	A.C. STRIP	

ISS. ITEM	PART NO.	DESCRIPTION	SYMBOL
THE TECHNICAL MATERIEL CORP. MAMARONECK, NEW YORK			
AX-309 ASSEMBLY (AC POWER STRIP)			
DRAWN		W.S.	J.P.M.
CHECKED			
FINAL APPROVAL			
A-2267			

ISSUE	ITEM	CHANGED FROM	DATE	CH. NO.	DRAFTS	CHECKER	ENS. APP.
TOLERANCES							
SCALE: 1/4 - DO NOT SCALE ~							
DEC. DIM. ±							
FRAC. DIM. ± 1/64							
ANGULAR DIM. ±							

1	RAK-20			1-4-62
REQ. PER UNIT	MODEL	PROJECT NO.	ASS'Y. NO.	DATE
USED ON				

A

MAXIMUM ALLOWABLE TOLERANCES HAVE BEEN DETERMINED AND ANY DEVIATIONS WILL BE CAUSE FOR REJECTION. REMOVE ALL BURRS AND SHARP EDGES