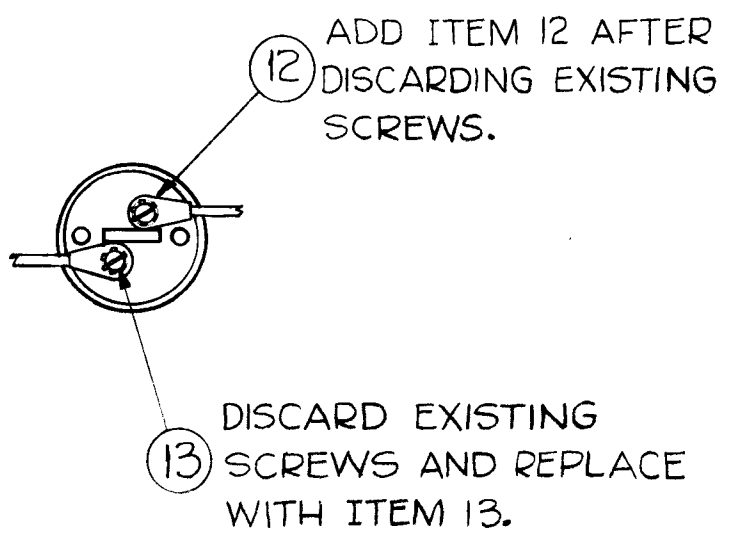
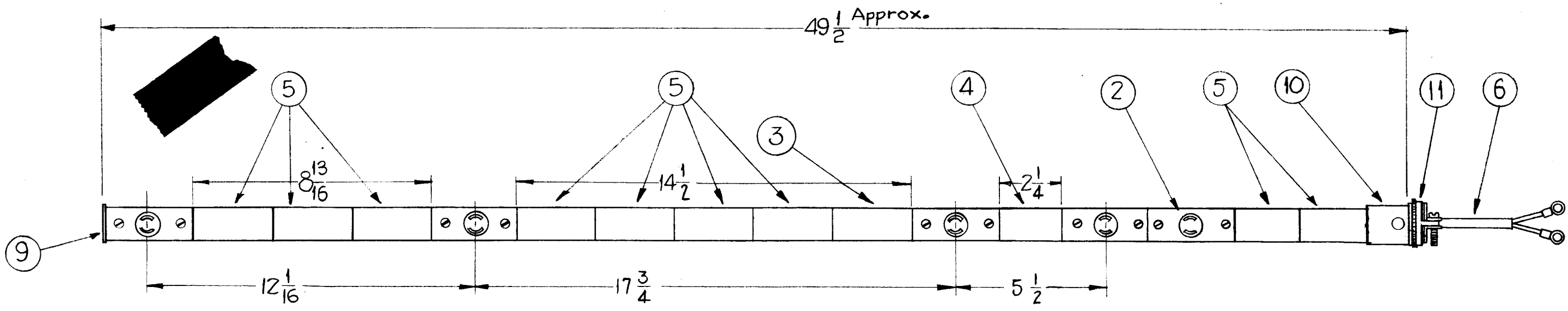
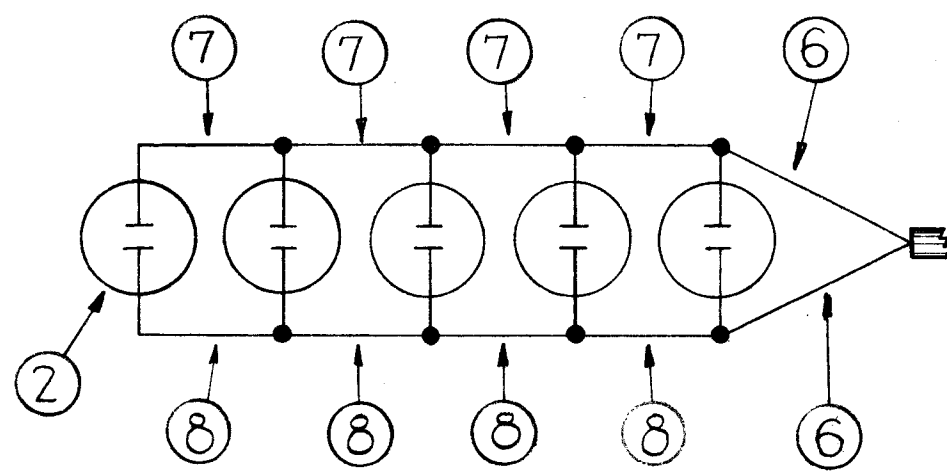


A-2051 C



HOOK-UP OF ITEM 2



SCHEMATIC

X	14	BS-100	SOLDER, SOFT	
10	13	SCBP0540BN3	SCREW, MACHINE	
10	12	TE-112-2	TERMINAL, LUG	
1	11	CU-113	CLAMP, CABLE	
1	10	PO-162	END FITTING, CABLE ENTRY	
1	9	PO-161	END FITTING, BLANK	
X	8	MWC14(19)U0	WIRE, ELECTRICAL, INSULATED	BLACK
X	7	MWC14(19)U9	WIRE, ELECTRICAL, INSULATED	WHITE
1	6	CA-588-1	CABLE ASS'Y., POWER	
9	5	PO-163-2.937	COVER, CONNECTOR STRIP	
1	4	PO-163-2.750	" " " "	
1	3	PO-163-2.250	" " " "	
5	2	JJ-170	CONN., RECEPTACLE, TWIST-LOCK	
1	1	MS-2306	CHANNEL	

REQ. ITEM	PART NO.	DESCRIPTION	SYMBOL
<b>THE TECHNICAL MATERIEL CORP.</b> MAMARONECK, NEW YORK			
<b>AX-247 ASSEMBLY</b> (AC POWER STRIP)			
TYPE & TEMPER		HEAT TREAT. SPEC.	FINISH & SPEC. NO.
DRAWN		CHECKER	FINAL APPROVAL
ELEC. DES. APP.		MECH. DES. APP.	

SYM	DESCRIPTION	DATE	CH. NO.	DRAFTS	CHECKER	ENG. APP.
C	CLERICAL CHANGE	8-24-64				
B	ITEMS (3) & (4) WERE PO-163-2.25, 2.75; (13) WAS SCBS0540BN3	3-15-63	8546			
A	ITEM (3) WAS PO-163-5; DIMS CLARIFIED ITEM (5) WAS PO-163-3; (4) WAS PO-163-2.625	1-14-63	7979			

UNLESS OTHERWISE SPECIFIED:  
 DIMENSIONS ARE IN INCHES  
 TOLERANCES ON FRACTIONS ± 1/64 DECIMALS ± .005 ANGLES ± 1/2°

SCALE:  
 MAXIMUM ALLOWABLE TOLERANCES HAVE BEEN DETERMINED AND ANY DEVIATIONS WILL BE CAUSE FOR REJECTION.  
 REMOVE ALL BURRS AND SHARP EDGES

1	RAK-19A,B,C&D	2-14-61
REQ. PER UNIT	MODEL	SECTION
	ASS'Y. NO.	DATE
USED ON		