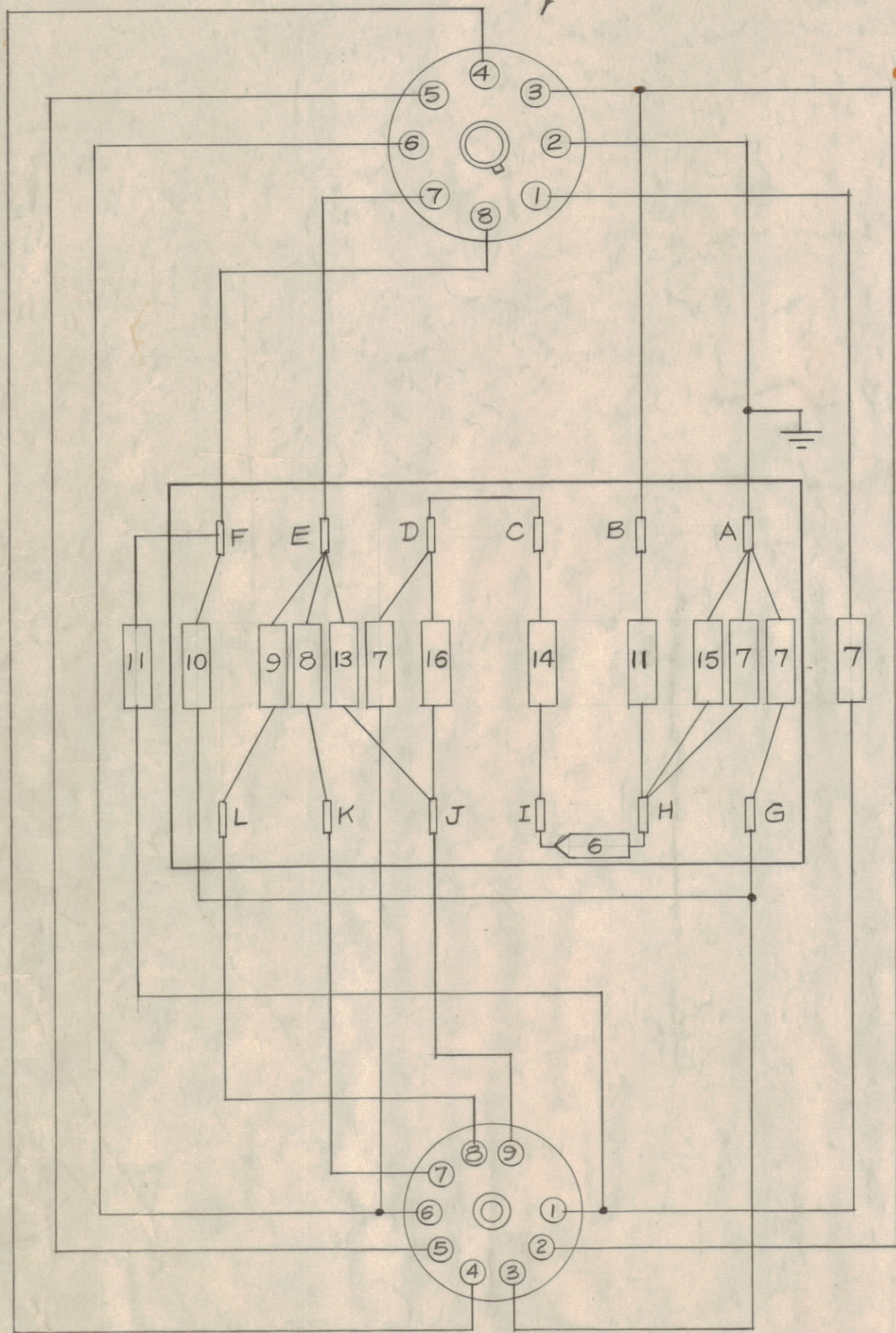


IF IT IS FOUND DESIRABLE TO CHANGE ANY TOLERANCE OR OTHER DETAIL SPECIFIED ON THIS DRAWING NOTIFY THE PURCHASER PROMPTLY.

MAXIMUM ALLOWABLE TOLERANCES HAVE BEEN DETERMINED AND DEVIATIONS WILL BE CAUSE FOR REJECTION. REMOVE ALL BURRS AND SHARP EDGES


Octal Plug (P/o item 1)



Noval Socket (P/o item 1)

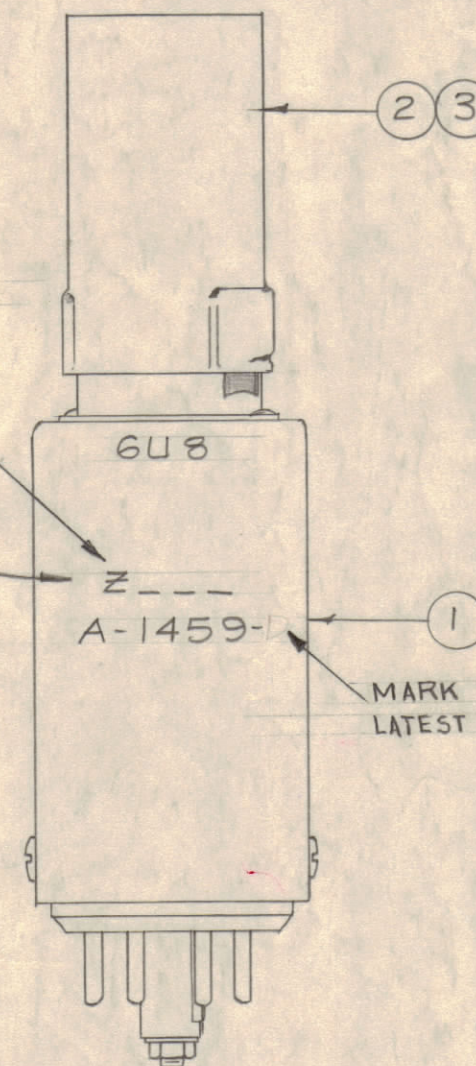
Notes:

1. Wire pin "A" of turret to ground lug provided on can.
2. Turret shown flattened in view above for clarity.
3. Wire unit as shown above. Use sleeving (item 5) wherever the danger of shorting exists. Solder all connections.
4. All wiring to be item 4 (WL-100-8)



Stamp 1/8 high black Gothic

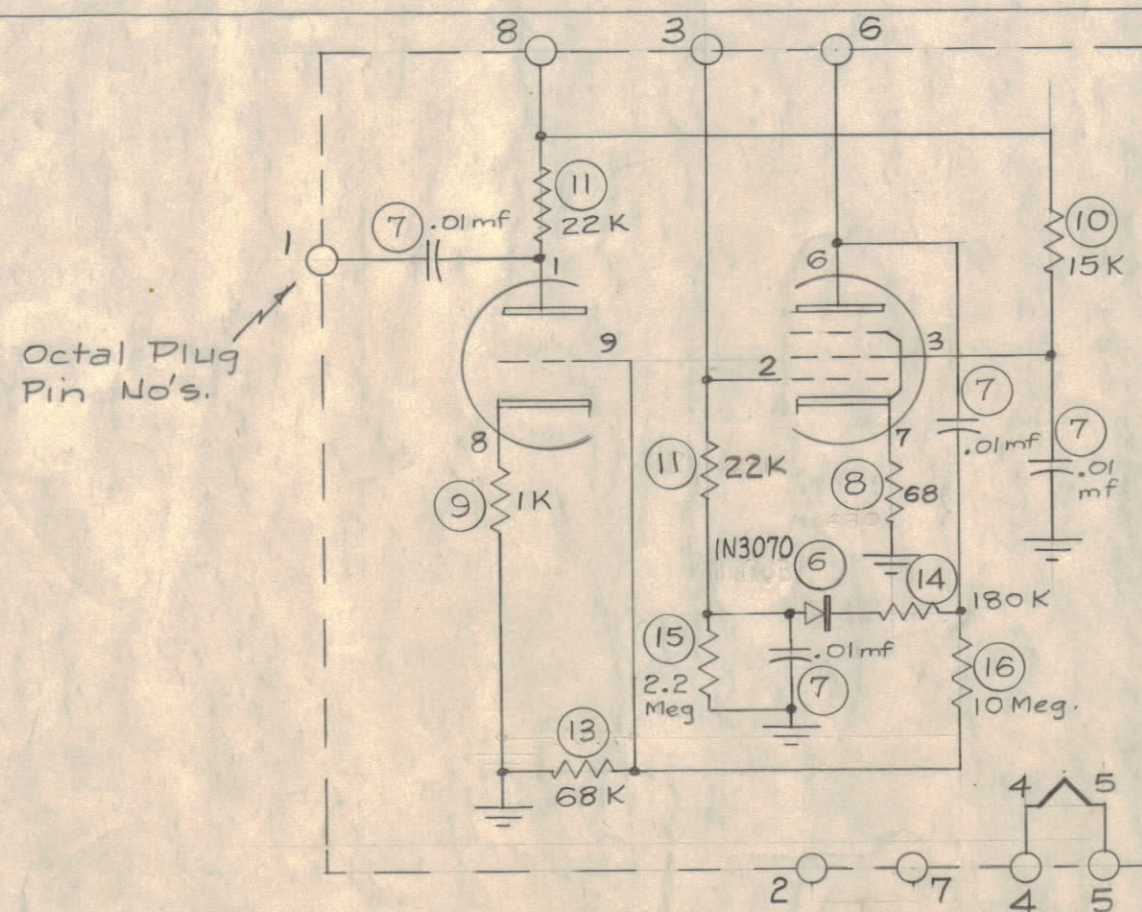
See Chart below for Appropriate "Z"



MARK TMC P/N WITH LATEST REVISION LETTER

NOTICE TO PERSONS RECEIVING THIS DRAWING  
 THE TECHNICAL MATERIEL CORPORATION claims proprietary right in the material disclosed hereon. This drawing is issued in confidence for engineering information only and may not be reproduced or used to manufacture anything shown hereon without permission from THE TECHNICAL MATERIEL CORPORATION to the user. This drawing is loaned for mutual assistance and is subject to recall at any time.  
 Property of:  
 THE TECHNICAL MATERIEL CORPORATION  
 MAMARONECK, NEW YORK

A 1459 G



Octal Plug Pin No's.

X	17	BS 100	Solder, Soft			
1	16	RC20GF106K	Resistor, Fixed, Comp.			
1	15	RC20GF225K				
1	14	RC20GF184K				
1	13	RC20GF683K				
-	12	DELETED				
2	11	RC20GF223K				
1	10	RC20GF153K				
1	9	RC20GF102K				
1	8	RC20GF680K	Resistor, Fixed, Comp.			
4	7	CC-100-16	Capacitor, Fixed, Ceramic			
1	6	IN3070	Diode, Xtal			
X	5	PX104-5:022	Sleeving	#24		Brn.
X	4	WL 100-8	Wire, Buss	#24		
1	3	TS103402	Shield, Tube			
1	2	6U8	Tube, Electron			
1	1	PO 148-9-2	Plug-In Socket			

G	1	ITEM 6 WAS IN 34A	2-9-66	15716	AK	AK	AK
F	1	IT. 11 WAS IN 39B.	3-22-65	13752	AK	AK	AK
E	1	IT. II ON PIN "B" WAS IT. 12	10-13-64	12620	AK	AK	AK
D	1	IN PICT ITEM (6) WAS IN 67	8-19-63	9767	AK	AK	AK
C	1	ITEM 6 WAS IN 67A	6-26-62	6672	R.T.	AK	AK
B	1	ITEM 6 WAS IN 67	12-28-61	6110	E.B.	AK	AK
A	1	ITEM 12 WAS RC20SF473K CHG'D TO ITEM 11 (22K)	12/19/57	1	AK	AK	AK

ISSUE	ITEM	CHANGED FROM	DATE	CN. NO.	DRAFTS	CHECKER	ENG. APP.
TOLERANCES			SCALE:				
ALL OTHERS	DEC. DIM. ±	FRAC. DIM. ±	ANGULAR DIM. ±	DRILL, PUNCH, COMMERCIAL STOCK SIZES AND MANUFACTURERS TOLERANCES ARE NOT INCLUDED.			

STAMPING CHART

1	SBE-1 & 2	Z105	9-4-57
REQ. PER UNIT	MODEL	PROJECT NO.	DATE
		"Z" STAMP	
		USED ON	

REQ. ITEM	PART NO.	DESCRIPTION	SYMBOL
THE TECHNICAL MATERIEL CORP. MAMARONECK, NEW YORK			
STOCK SIZE			
17KC OSC. ASS'Y.			
MATERIAL		WEIGHT PER PC.	
TYPE & TEMPER		16 9-4-57	802
HEAT TREAT. SPEC.		CHECKED	FINAL APPROVAL
FINISH & SPEC. NO.		A 1459 G	