
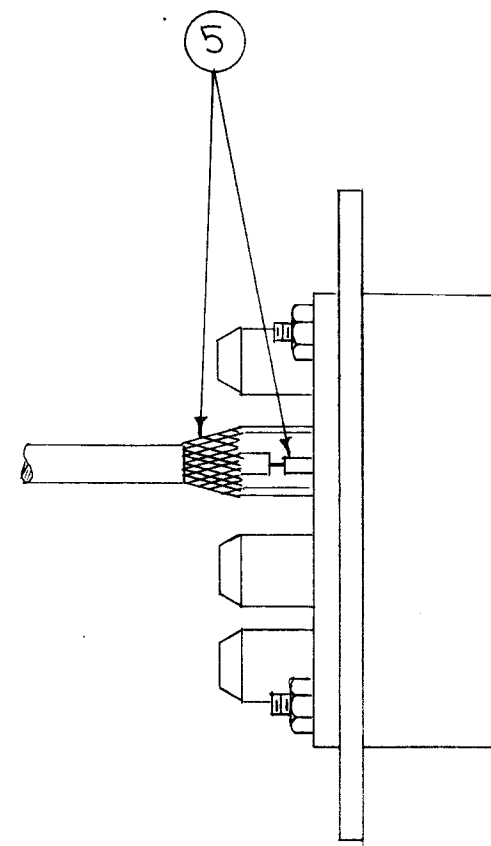
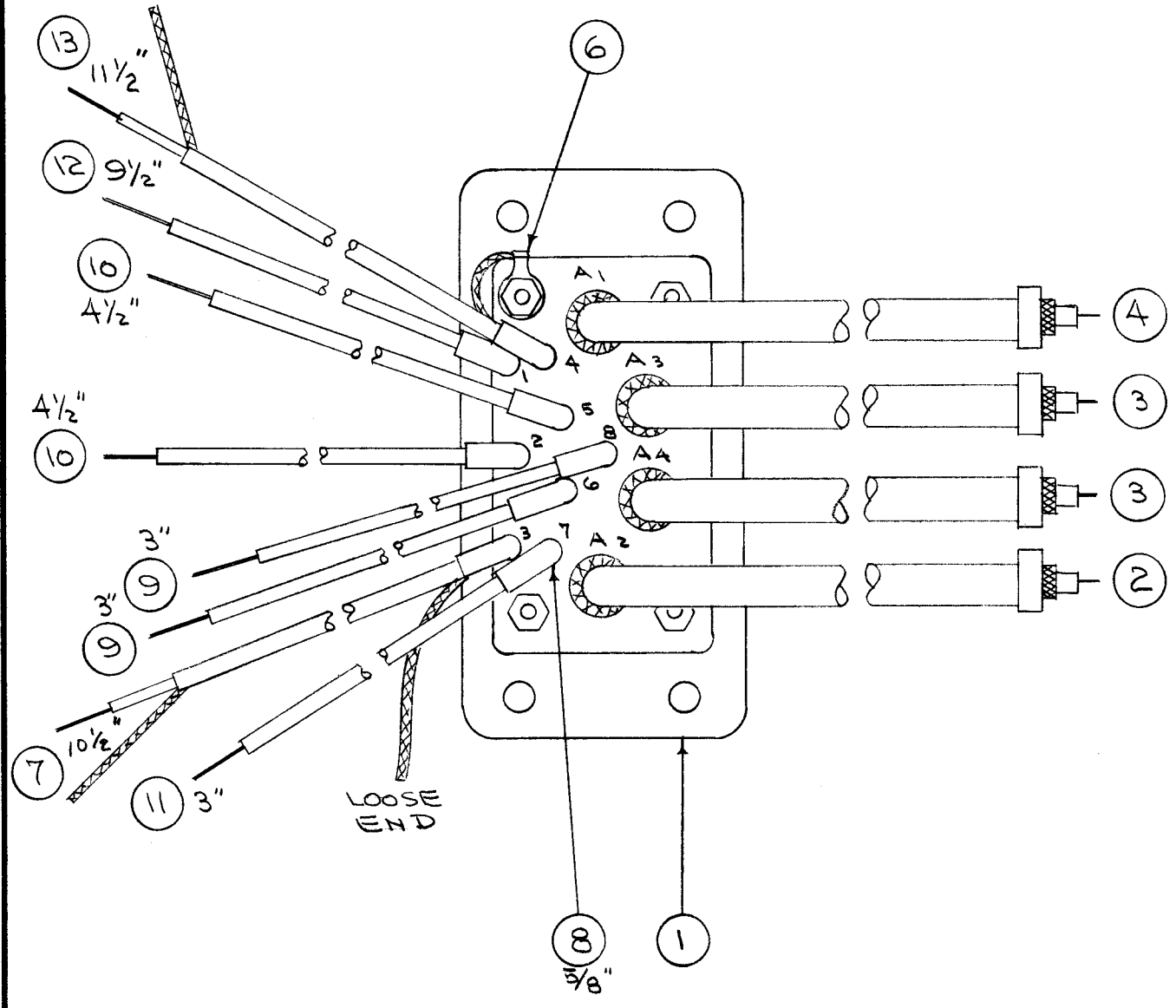
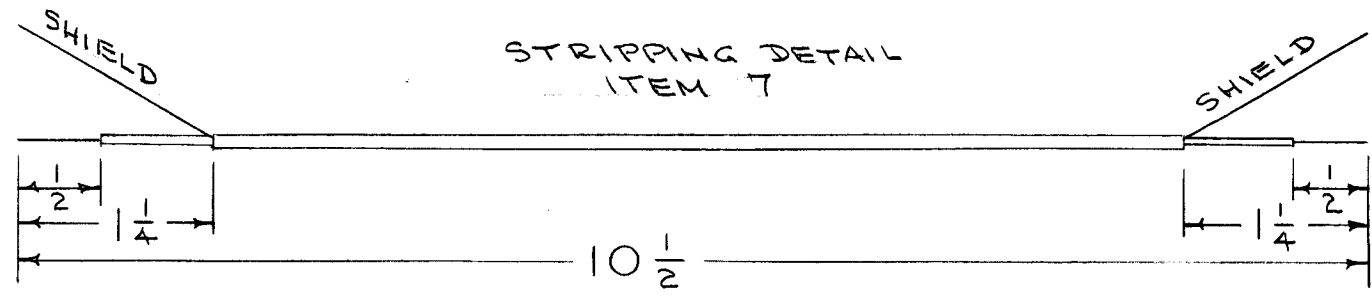


A-1310 A

STRIPPING DETAIL
ITEM 13



STRIPPING DETAIL
ITEM 7



NOTICE TO PERSONS RECEIVING THIS DRAWING

THE TECHNICAL MATERIEL CORPORATION claims proprietary right in the material disclosed hereon. This drawing is issued in confidence for engineering information only and may not be reproduced or used to manufacture anything shown hereon without permission from THE TECHNICAL MATERIEL CORPORATION to the user. This drawing is loaned for mutual assistance and is subject to recall at any time.

Property of:
THE TECHNICAL MATERIEL CORPORATION
MAMARONECK, NEW YORK

REQ. ITEM	PART NO.	DESCRIPTION	SYMBOL
1 1/2" 14	PX-100-1-085	INSULATION, SLEEVING	
1 1/2" 13	WI-101-2	CABLE, SHIELD FLEX.	
9 1/2" 12	SRIR 3/5(1)22U PINK	CABLE, INSULATED	PINK
3" 11	SRIR 3/5(1)22U 99	" " "	WHITE
9" 10	SRIR 1(7)20U 11	" " "	BRN.
6" 9	SRIR 1/2(7)18U 00	" " "	BLK
4 1/2" 8	PX-100-1-118	INSULATION, SLEEVING	
10 1/2" 7	WI-101-2	CABLE, SHIELD FLEX	
1 6	TE-110-3	LUG, SOLDER	
X 5	BS-100	SOLDER, SOFT	
1 4	CA-303	CABLE ASSY.	A1
2 3	CA-145	" " "	A3 A4
1 2	CA-144	" " "	A2
1 1	PL-109	CONNECTOR, MULTI COAX	

ISSUE	ITEM	CHANGED FROM	DATE	CH. NO.	DRAFTS	CHECKER	ENG. APP.
	3	ITEM 14 ADDED					
A	2	PX-100-1-118 WAS PX-100-1-168	4-2-57	1	GC	Jude	AMP
	1	ITEM 8 - 4 1/2 WAS 5 1/4					

TOLERANCES: DEC. DIM. ±, FRAC. DIM. ±, ANGULAR DIM. ±

SCALE: MAXIMUM ALLOWABLE TOLERANCES HAVE BEEN DETERMINED AND ANY DEVIATIONS WILL BE CAUSE FOR REJECTION. REMOVE ALL BURRS AND SHARP EDGES

REQ. PER UNIT	MODEL	PROJECT NO.	ASS'Y. NO.	DATE
1	FFRD-3	458		5-25-56

USED ON

TYPE & TEMPER	HEAT TREAT. SPEC.	DRAWN	CHECKED	FINAL APPROVAL
		PLX	Jude	A.J.J.
FINISH & SPEC. NO.		ELEC. DES. APP.	MECH. DES. APP.	
				A-1310 A