




ISSUE	ITEM	CHANGED FROM	DATE	CN. NO.	DRAFTS	CHECKER	ENG. APP.
0		REL TO PROD	DEC 1/68		AP		Kjt

NOTE :-

CONDUCTIVE PATTERN TO BE :-
 PLATED WITH A MINIMUM OF .0003 INCH THK.
 OF TIN LEAD.



SCALE 4:1
NEGATIVE 1:1

COMPONENT SIDE

REF. A10735-2 (FOR MACHINING)

A.M.C.-8		074/69		OCT 26/68		TMC (Canada) LIMITED OTTAWA ONTARIO	
MODEL	PROJECT NO.	ASSY. NO.	DATE	STOCK SIZE		PRINTED CIRCUIT	
MAXIMUM ALLOWABLE TOLERANCES HAVE BEEN DETERMINED AND DEVIATIONS WILL BE CAUSE FOR REJECTION. REMOVE ALL BURRS AND SHARP EDGES				IF IT IS FOUND DESIRABLE TO CHANGE ANY TOLERANCE OR OTHER DETAIL SPECIFIED ON THIS DRAWING NOTIFY THE PURCHASER PROMPTLY.		ASSY PRE-AMP	
TOLERANCES				SCALE 4:1		AP Kjt	
ALL OTHERS	DEC. DIM. ±	DIMENSIONS IN INCHES UNLESS OTHERWISE SPECIFIED		MATERIAL		DRAWN ELEC. DES. APP. MECH. DES. APP.	
	FRAC. DIM. ±	DRILL, PUNCH, COMMERCIAL STOCK SIZES AND MANUFACTURERS TOLERANCES ARE NOT INCLUDED.		TYPE & TEMPER		CHECKED FINAL APPROVAL	
	ANGULAR DIM. ±			HEAT TREAT. SPEC.		SHEET 2 of 6 A10751-1	
				FINISH & SPEC. NO.		φ	