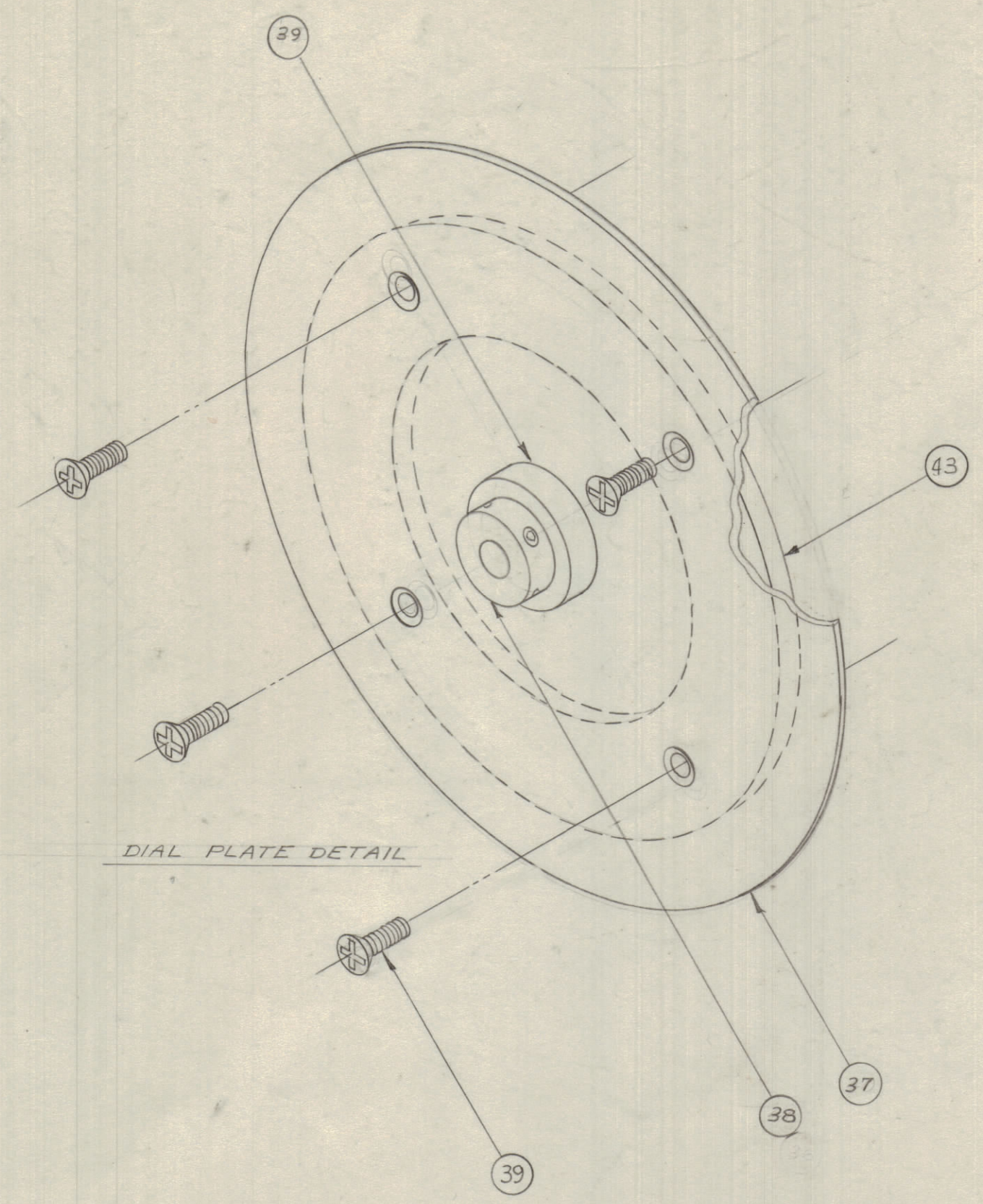
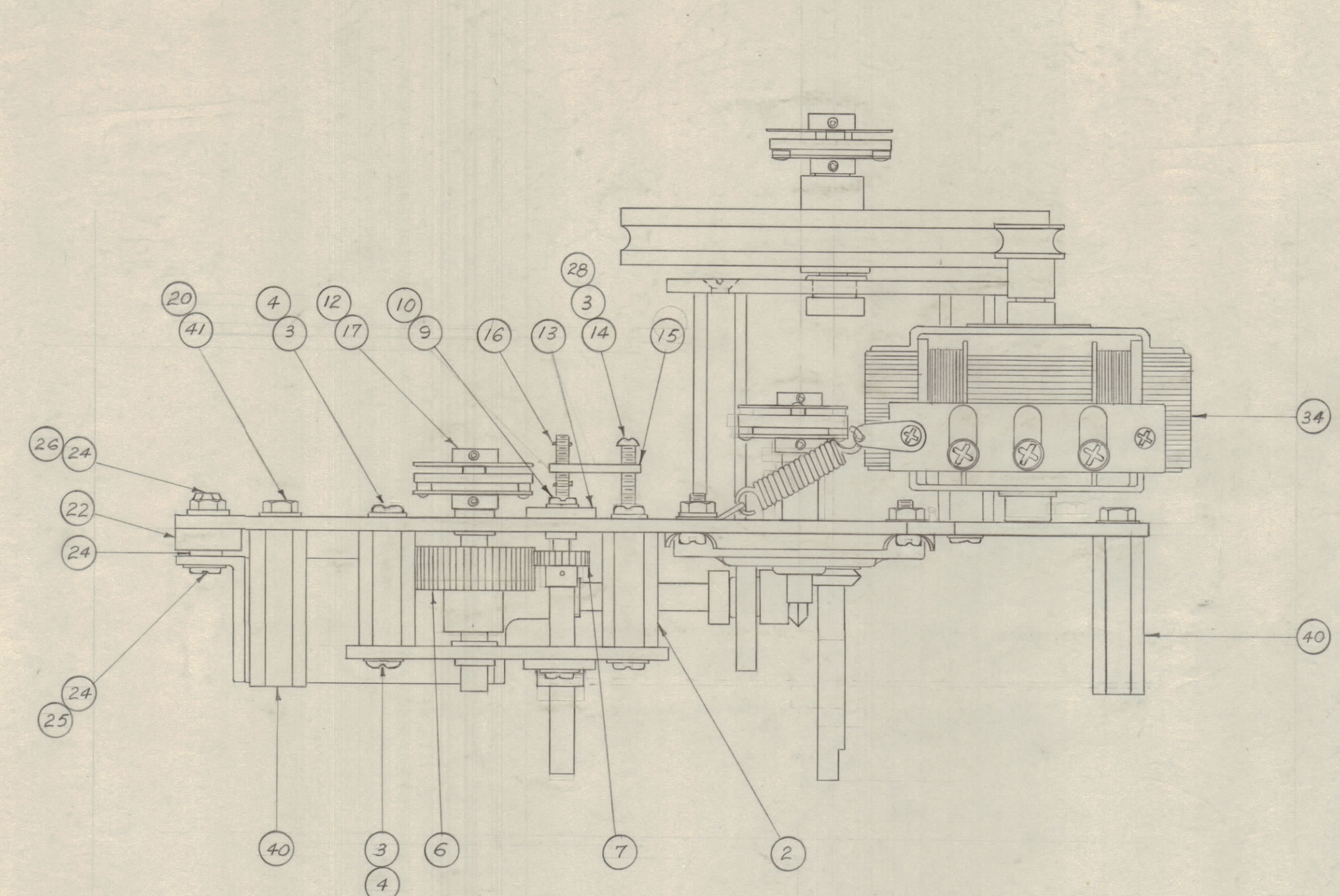
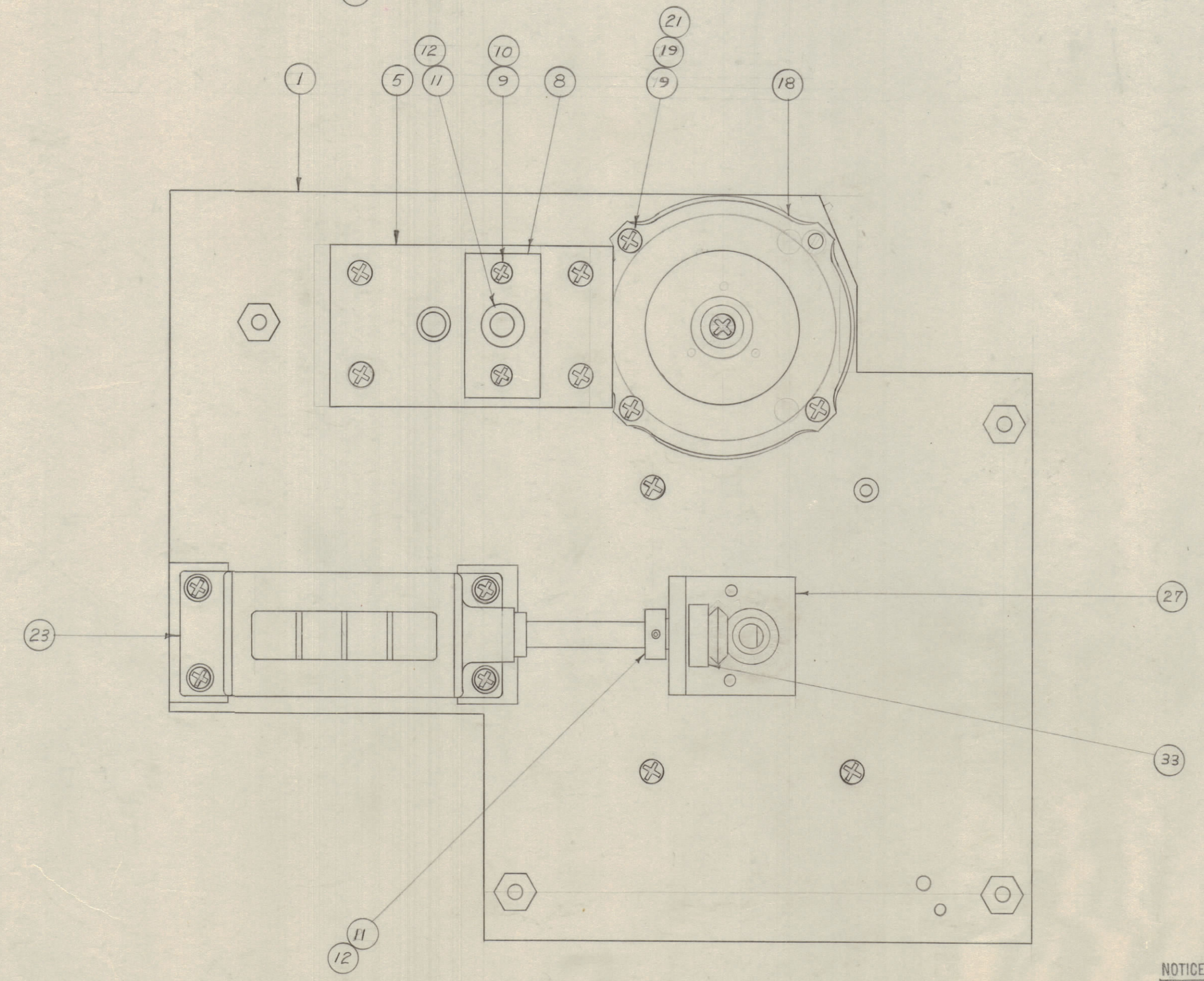


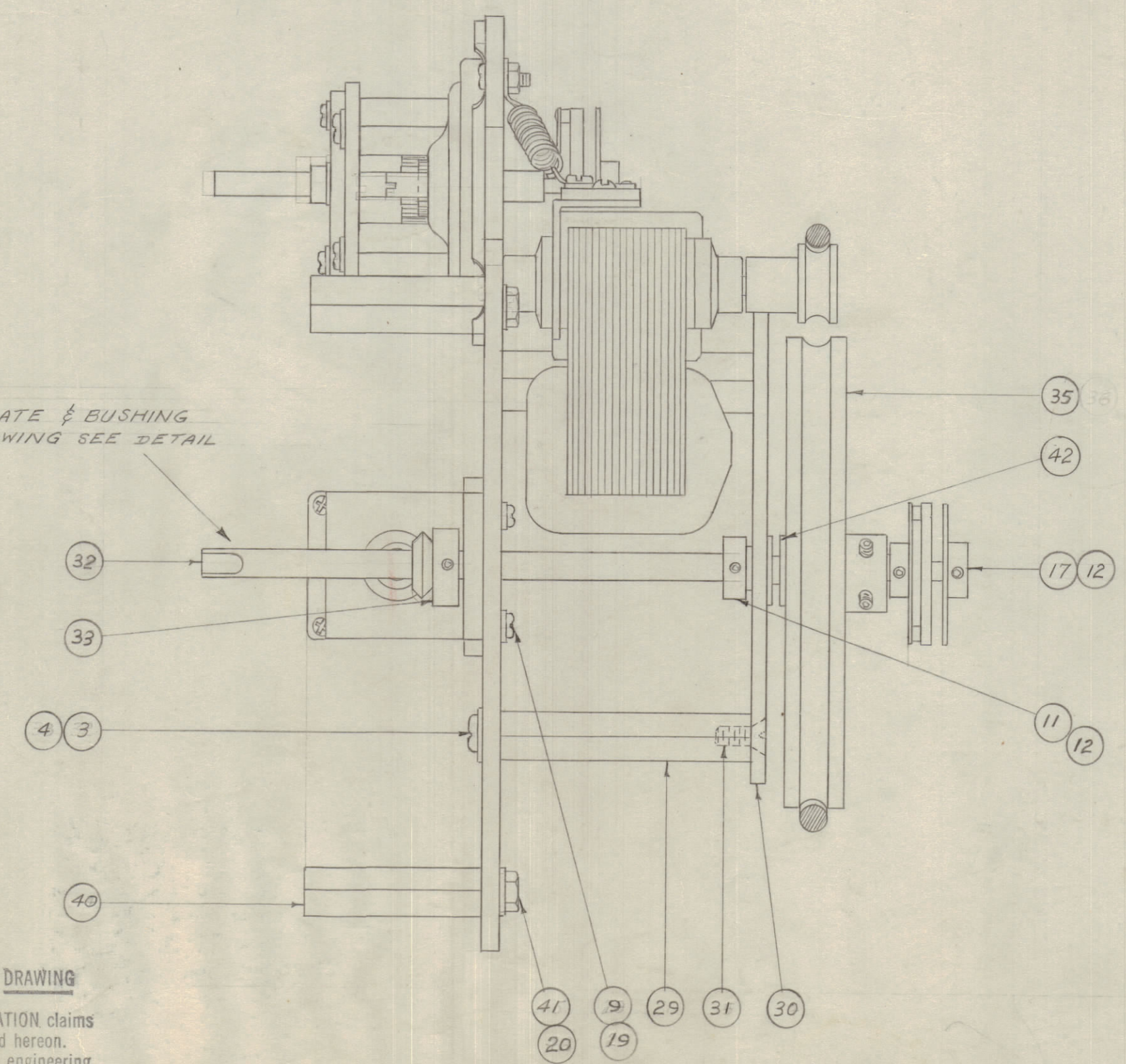
IF IT IS FOUND DESIRABLE TO CHANGE ANY TOLERANCE OR OTHER DETAIL SPECIFIED ON THIS DRAWING NOTIFY THE PURCHASER PROMPTLY.
MAXIMUM ALLOWABLE TOLERANCES HAVE BEEN DETERMINED AND DEVIATIONS WILL BE CAUSE FOR REJECTION. REMOVE ALL BURRS AND SHARP EDGES.



NOTE:
FOR MODEL VOX 1, REMOVE MOTOR ASSY (ITEM 34) AND REPLACE WITH THE FOLLOWING ITEMS:
1 MOTOR SPACER (ITEM 29)
2 TWO SLIDER HEAD SCREWS (ITEM 4)
3 TWO EXT. LOCKWASHERS (ITEM 3)
4 USE TWO THRUST BEARINGS (ITEM 42) BETWEEN ITEM 30 AND ITEM 35.



NOTE:
DIAL PLATE & BUSHING NOT SHOWING SEE DETAIL



1	43	PM-305	COUNTERBALANCE
1	42	BB-106-1	BEARING, THRUST
4	41	LWE10MRN	LOCKWASHER, EXT.
4	40	PM-300	SPACER, FRONT PANEL
6	39	SCFP0632BN4	SCREW, MACHINE
1	38	PM-308	DIAL BUSHING
1	37	LD-193	PLATE, DIAL
1	36	PM-306	PLATE, DIAL
1	35	PM-336-1	MACHINING, C' BALANCE
1	34	A-1005	MOTOR, ASSY.
2	33	A-939	MITER, GEAR ASSY.
1	32	PM-329	SHAFT, DIAL
3	31	SCFP0832BN7	SCREW, MACHINE
1	30	A-914	REAR MOTOR MOUNT SUB ASSY.
3	29	PM-193	SPACER, MOTOR MOUNT
2	28	NTH0832BN8	NUT, HEX.
1	27	A-934	DIAL GEAR HOUSING SUB ASSY.
4	26	SM-127-D-632	NUT, LOCK
4	25	SCBP0632BN2	SCREW, MACHINE
12	24	WA-109-36	WASHER FIBER
1	23	CY-104	COUNTER
2	22	MS-549	SPACER, COUNTER
4	21	NTH0632BN6	NUT, HEX.
9	20	SCHW1032SN8	SCREW, MACHINE HEX. HEAD
5	19	SCBP632BN6	SCREW, MACHINE
1	18	PM-207	DRIVE, VERNIER (MODIFIED)
3	17	PM-220	COUPLING, FLEXIBLE
2	16	PN-109-5	PIN, ROLL
1	15	PM-317	STOP CALIBRATE CONTROL
1	14	SCRPO832BN6	SCREW, MACHINE
1	13	A-834	FLOAT, SUB ASSY. REAR
15	12	AN565D6H2	SCREW, HEADLESS SET
3	11	PM-316	COLLAR, CALIBRATE CONTROL
4	10	SCBP0632BN5	SCREW, MACHINE
9	9	LWE06MRN	LOCKWASHER, EXT.
1	8	A-829	FRONT FLOAT SUB ASSY.
1	7	A-830	CAL. SHAFT SUB ASSY.
1	6	GR-127	STEP UP GEAR SUB ASSY.
1	5	A-828	CAL. GEAR PLATE SUB ASSY.
11	4	SCBP0832BN6	SCREW MACHINE
13	3	LWE08MRN	LOCKWASHER, EXT.
4	2	PM-299	SPACER, CALIBRATE GEAR
1	1	A-913	PLATE MAIN GEAR

NOTICE TO PERSONS RECEIVING THIS DRAWING

THE TECHNICAL MATERIEL CORPORATION claims proprietary right in the material disclosed herein. This drawing is issued in confidence for engineering information only and may not be reproduced or used to manufacture anything shown herein without permission from THE TECHNICAL MATERIEL CORPORATION to the user. This drawing is loaned for mutual assistance and is subject to recall at any time.

Property of:
THE TECHNICAL MATERIEL CORPORATION
MAMARONECK, NEW YORK

B	ITEMS 3, 4, 5, 6, 7, 8, 9, 10, 11, 12, 13, 14, 15, 16, 17, 18, 19, 20, 21, 22, 23, 24, 25, 26, 27, 28, 29, 30, 31, 32, 33, 34, 35, 36, 37, 38, 39, 40, 41, 42, 43	625-26470	JRG	JRG	JRG		
A1	ITEM 4 WAS A-831	7/24/62	1336	AM	FL		
ISSUE	ITEM	CHANGED FROM	DATE	CN. NO.	DRAFTS	CHECKER	ENG. APP.
TOLERANCES		SCALE:					
ALL OTHERS	DEC. DIM. ± FRAC. DIM. ± ANGULAR DIM. ±	DRILL PUNCH, COMMERCIAL STOCK SIZES AND MANUFACTURERS TOLERANCES ARE NOT INCLUDED.					

1	VOX 1, 6	PROJECT NO.	ASSY. NO.	DATE
REQ PER UNIT	MODEL	USED ON		

REQ. ITEM	PART NO.	DESCRIPTION	SYMBOL
STOCK SIZE			
THE TECHNICAL MATERIEL CORP. MAMARONECK, NEW YORK			
COUNTER & MOTOR DRIVE ASSY			
MATERIAL		WEIGHT PER PC.	
TYPE & TEMPER		FIN. 5-26-55	
HEAT TREAT SPEC.		CHECKED	FINAL APPROVAL
FINISH & SPEC. NO.			A-1016